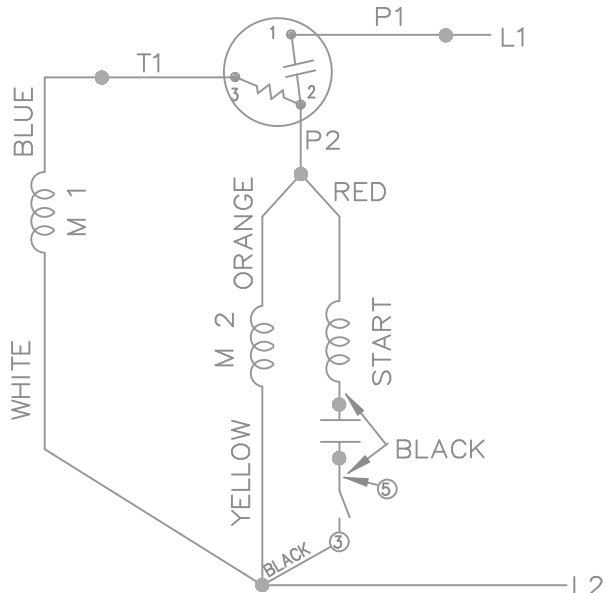
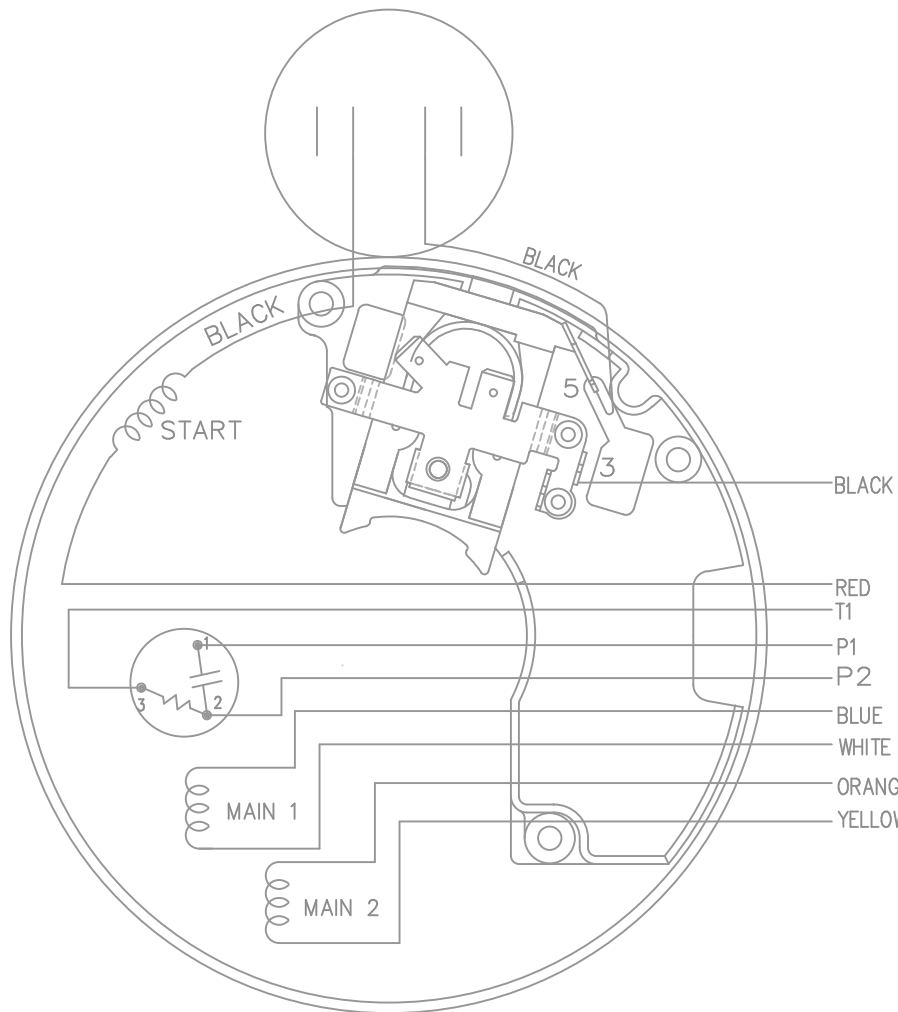
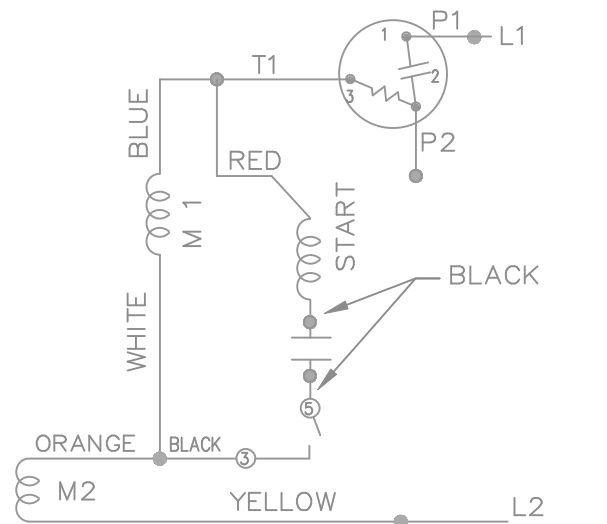


LOW VOLTAGE - CCW

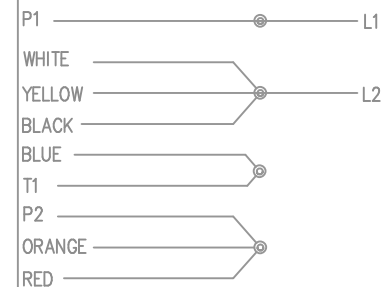


HIGH VOLTAGE - CCW

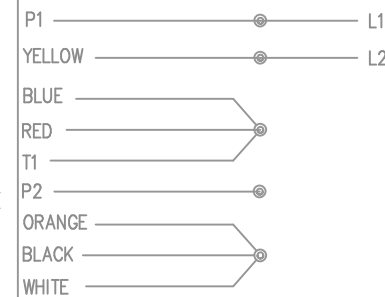


DUAL VOLTAGE
CAPACITOR START
OVERLOAD
SELECT ROTATION

LOW VOLT. CCW ROT.



HIGH VOLT. CCW ROT.



FOR CW ROTATION
EITHER VOLTAGE
INTERCHANGE RED
WITH BLACK

			TOLERANCES UNLESS SPECIFIED		MARATHON ELECTRIC	DRAWN BRH 02-29-1996		
			DEC.	INCHES		CHK ML 03-06-1996		
			.X	±.1	TITLE CONNECTION DIAGRAM	APPD GK 03-06-1996	SCALE 5=8	
6	REISSUE	BRH 03-13-1996	.XXX	±.005		REF		
5	REDRAWN ON CADD	BRH 03-06-1996	.XXXX	±.0005		MAT'L.	FMF	
NO.	REVISION	BY & DATE	CHK ANG	±7'30"		FINISH	PREV	
THIS DRAWING IN DESIGN AND DETAIL IS OUR PROPERTY AND MUST NOT BE USED EXCEPT IN CONNECTION WITH OUR WORK ALL RIGHTS OF DESIGN AND INVENTION ARE RESERVED THIS IS AN ELECTRONICALLY GENERATED DOCUMENT - DO NOT SCALE THIS PRINT			RFP	CAD FILE 102005-52		SIZE A	DRAWING NO. 102005-52	PAGE OF 6
			DIST WP					REV. 6