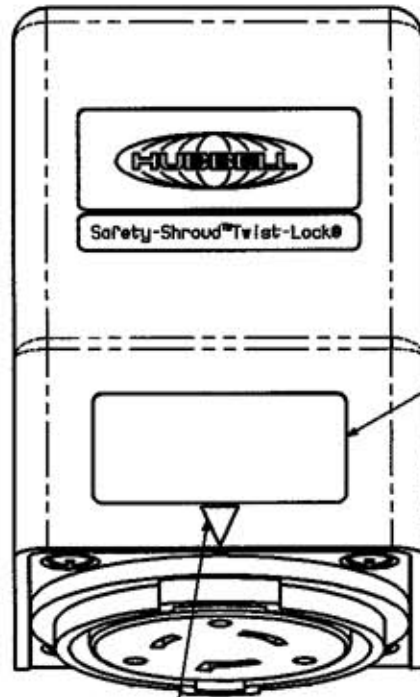
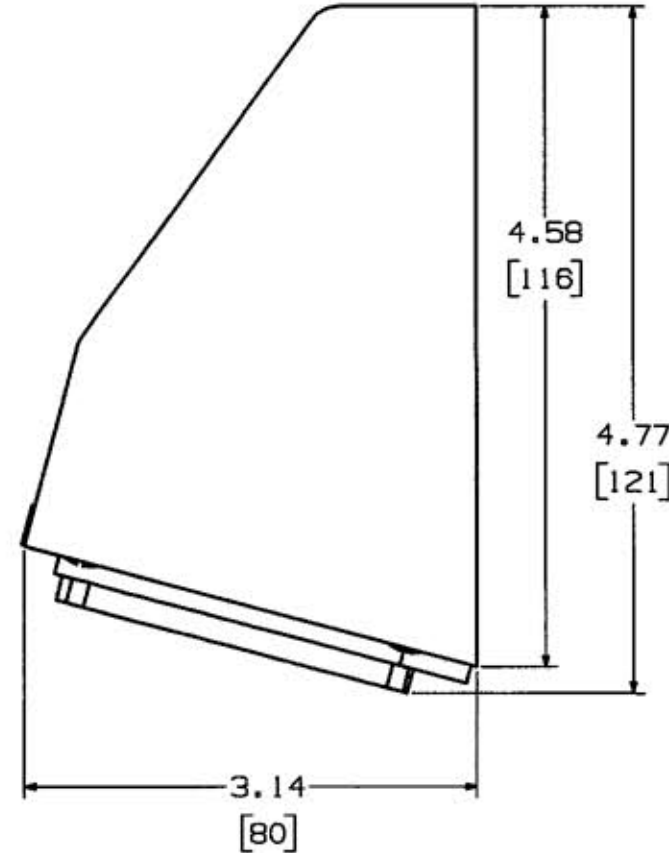



M-7368 3



RATING AND CATALOG NO.
PERMANENTLY MARKED ON
HOUSING; LABEL IS COLOR-
CODED TO MATCH THE NEMA
COLOR CODE OF RATING
FOR THE DEVICE.

ARROW INDICATES LOCK & UNLOCK
STATUS WHEN MATED WITH HUBBELL
SAFETY-SHROUD™ TWIST-LOCK® OR
WATERTIGHT SAFETY-SHROUD™
TWIST-LOCK® MALE PLUG



LIST OF PARTS

DESCRIPTION	MATERIAL	FINISH
RECEPTACLE HOUSING	VALOX 357	GRAY
ANGLE COVER	VALOX 357	GRAY
MOUNTING PLATE	STEEL	NONE
SCREW, INTERIOR MTG	STEEL	NICKEL PLATE
SCREW, #6-32 MTG	STEEL	NICKEL PLATE
INTERIOR ASSEMBLY		
TERMINAL SCREWS	BRASS	VARIES
TERMINAL CLAMP	STEEL	NICKEL PLATE
CONNECTOR BODY	NYLON	NATURAL
RETAINER	POLYCARBONATE	CLEAR
CONTACT SPRINGS	BRASS	BRIGHT DIP

NOTES:

1. UNLESS OTHERWISE SPECIFIED,
ALL SCREWS ARE COMBINATION
PHILLIPS/SLOTTED/ROBERTSON HEAD.
2. ALL TERMINAL SCREWS AND
CLAMPS HAVE #10-32 THREADS.
3. FINISH ON TERMINAL SCREWS ARE
AS FOLLOWS:
BRIGHT BRASS: LINE(S)
NICKEL PLATED: NEUTRAL
GREEN: GROUND
BLACK: LINE(S)
4. MOUNTS TO SINGLE-GANG STANDARD
OR FD ELECTRICAL BOX.

3	ADDED NEMA NO. TO TABLE; RELOCATED SIDE VIEW & TABLE; "SEE TABLE" WAS "ANGLE SAFETY-SHROUD TWIST- LOCK RECEPTACLE CAT. NOS." REVISED TITLE; DEC. DIM WAS FRACTION PER DCN 8685 RCM	TCM	11/14/01
2	REVISED TO TRI-DRIVE SCREWS; REVISED NOTE 1 PER DCN 7633 RCM	DVB	6/21/00
1	RELEASED PER EC-3820 TRJS	MDM	7/05/95
SYM	REVISIONS	APP	DATE

THE DESIGN AND DIMENSIONS OF THE
PRODUCT SHOWN ON THIS DRAWING ARE
SUBJECT TO CHANGE WITHOUT NOTICE

TITLE

SAFETY-SHROUD™ TWIST-LOCK® RECEPTACLES
ANGLE HOUSING, ONE GANG

TOLERANCES UNLESS
OTHERWISE SPECIFIED
FRACTIONS ± 1/64
DECIMALS ± .005
ANGLES ± 2°

WIRING DEVICE-KELLEMS
HUBBELL INCORPORATED
BRIDGEPORT, CT

DR. BY MDM APP. BY TRJS
TR. BY SCALE NONE
CHK'D BY TRJS DATE 7/5/95

SAFETY-SHROUD™ TWIST-LOCK® RATING TABULATION

NEMA NO.	CAT. NO.	COLOR CODE	POLES/WIRES	AMPS	VOLTS
L5-20R	HBL2310AR	YELLOW	2 POLE 3 WIRE	20	125
L6-20R	HBL2320AR	BLUE		20	250
L7-20R	HBL2330AR	GRAY		20	277 VAC
L5-30R	HBL2610AR	YELLOW	3 POLE 4 WIRE	30	125
L6-30R	HBL2620AR	BLUE		30	250
L14-20R	HBL2410AR	ORANGE		20	125/250
L15-20R	HBL2420AR	BLUE		20	3 Ø 250
L16-20R	HBL2430AR	RED		20	3 Ø 480
L14-30R	HBL2710AR	ORANGE		30	125/250
L15-30R	HBL2720AR	BLUE	4 POLE 5 WIRE	30	3 Ø 250
L16-30R	HBL2730AR	RED		30	3 Ø 480
L17-30R	HBL2740AR	BLACK		30	3 Ø 600
L21-20R	HBL2510AR	BLUE		20	3 Ø Y 120/208
L21-30R	HBL2810AR	BLUE		30	3 Ø Y 120/208

NOTE: INCHES
[MM]