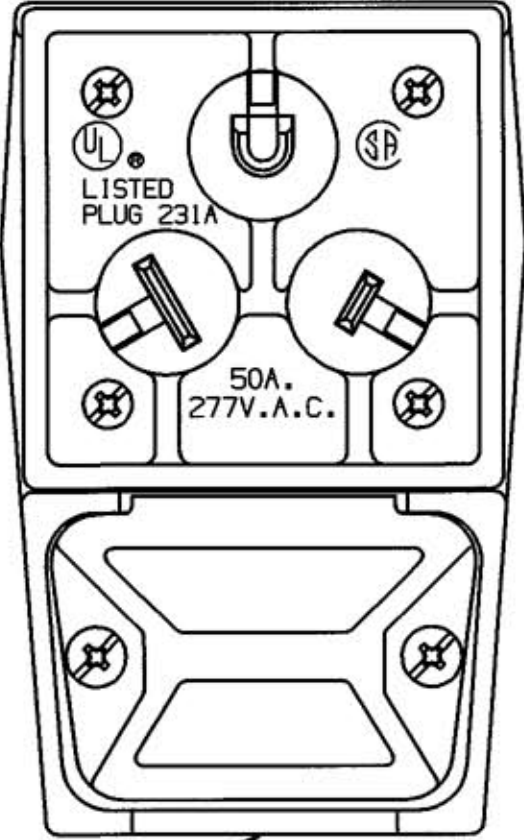
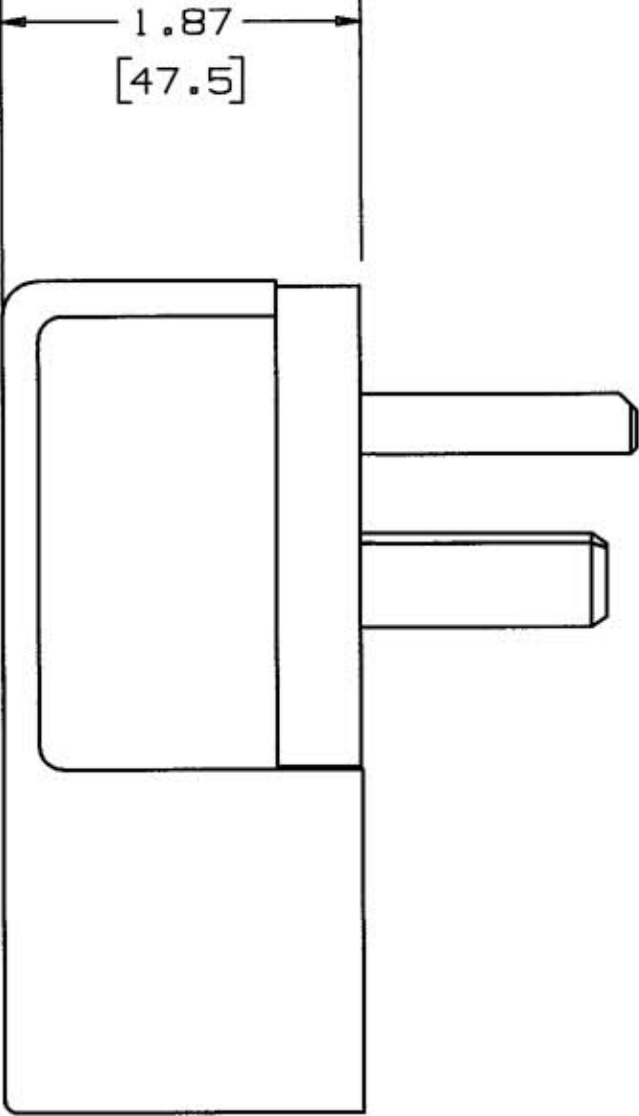
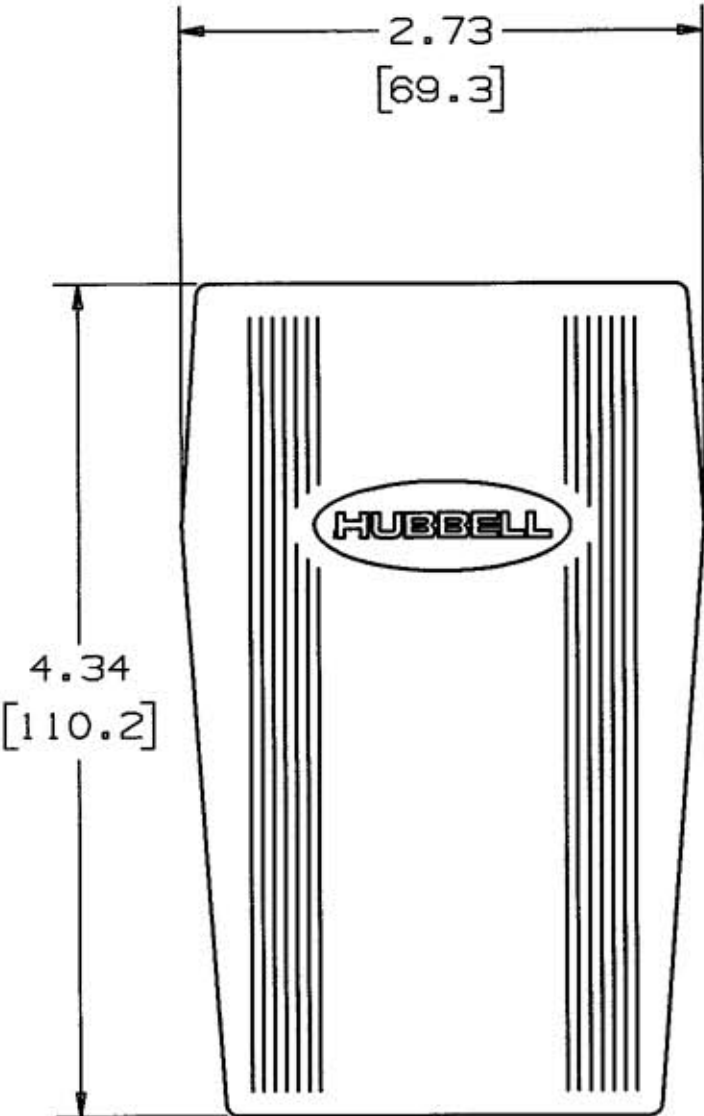


M-5325 2



CABLE CLAMP HOLDS  
CABLE FROM Ø .62 [15.8]  
TO Ø 1.18 [30.0]

- NOTES: (UNLESS OTHERWISE SPECIFIED)
- 1) DIMENSION FORMAT IS: INCHES [ mm ]
  - 2) DIMENSIONS SHOWN ON THIS DRAWING ARE NOMINAL VALUES FOR GENERAL USE ONLY. ACTUAL PART TOLERANCES MUST BE OBTAINED FROM HUBBELL ENGINEERING.

LIST OF PARTS

DESCRIPTION	MATERIAL	FINISH
BODY	NYLON	BLACK
CABLE CLAMP	NYLON	BLACK
BLADE HOLDER	NYLON	NATURAL
BLADES	.100 BRASS	1-WHITE
GROUNDING BLADE	.078 BRASS	

SUPERSEDES DRAWING  
DATED 5-25-71

2 REDRAWN ON CAD WITH CHANGES; TCM 9/6/01  
DECIMAL DIMENSIONS WERE  
FRACTIONAL ADDED DUAL  
DIMENSIONING; ADDED NOTES  
1 & 2; REVISED TITLE; COMBO  
SCREWS WERE STRAIGHT BLADE;  
PER DCN #8682.  
JMN TCM

SYM REVISIONS APP DATE

THE DESIGN AND DIMENSIONS OF THE  
PRODUCT SHOWN ON THIS DRAWING ARE  
SUBJECT TO CHANGE WITHOUT NOTICE

TITLE  
ANGLE PLUG  
50AMP 277V.A.C.  
NEMA 7-50P

TOLERANCES UNLESS OTHERWISE SPECIFIED FRACTIONS ± 1/64 DECIMALS ± .005 ANGLES ± 2°	WIRING DEVICE-KELLEMS HUBBELL INCORPORATED BRIDGEPORT, CT	
	DR. BY EPS	APP. BY JNC
	TR. BY JMN	SCALE 1:1
	CHK'D BY TCM	DATE 9/6/01