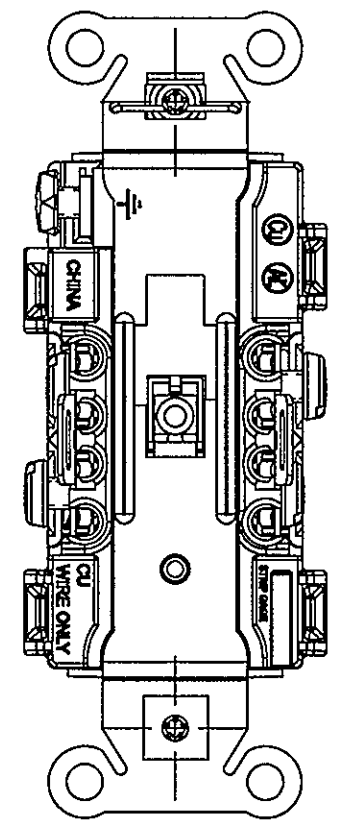
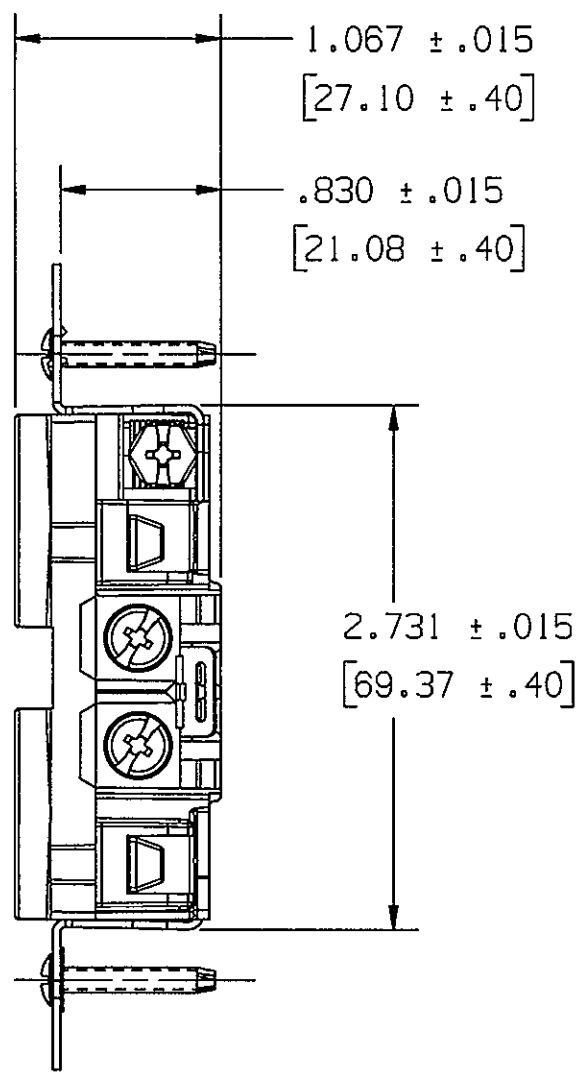
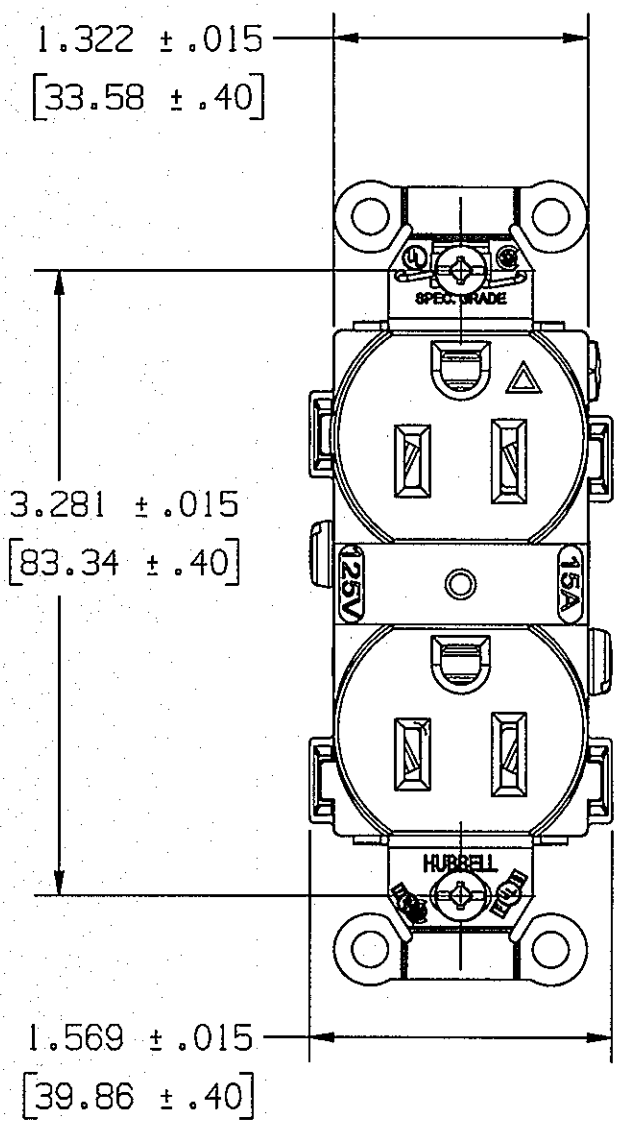


M-10962 2



NOTES:
 1) DIMENSIONS ARE IN INCHES [MM].
 2) ALL DEVICES UL LISTED AND CSA CERTIFIED.
 3) TERMINALS ACCOMMODATE #14-#10 AWG COPPER WIRE ONLY.

CATALOG NUMBERS

HUBBELL	BROWN	IVORY	GRAY	WHITE	BLACK	ALMOND	BLUE	LIGHT ALMOND	RED	ORANGE	OFFICE WHITE
	-----	I65252I	I65252GY	I65252W	-----	I65252AL	-----	I65252LA	-----	I65252	-----

LIST OF PARTS

DESCRIPTION	MATERIAL	FINISH
TOP	NYLON 6/6	SPI A-3
BASE	NYLON 6/6	SPI A-3
LINE CONTACTS	BRASS	
GROUND CONTACTS	BRASS	
CONTACT SCREW (NEU)	STEEL	NI PLT
CONTACT SCREW (HOT)	STEEL	
BRIDGE	.04 GALV STL	
GROUND SCREW	STEEL	GREEN
STAPLE	S.S.	
WASHER	PVC FILM	BLACK
MOUNTING SCREW	STEEL	SS
INSULATOR	MYLAR	

SYM	REVISIONS	APP	DATE
2	UPDATED TOP VIEW SHOWING IG SYMBOL ON RIGHT SIDE OF A-FACE TO REFLECT CURRENT PRODUCTION. PER DCN 20555 DDL	DJP	06/17/14
1	RELEASED PER DCN #14759 WRV		03/08

THE DESIGN AND DIMENSIONS OF THE PRODUCT SHOWN ON THIS DRAWING ARE SUBJECT TO CHANGE WITHOUT NOTICE

TITLE HUBBELL
 15A 125V, 2P 3W
 ISOLATED GROUND
 DUPLEX RECEPT.
 BACK & SIDE WIRE ONLY

TOLERANCES UNLESS OTHERWISE SPECIFIED .XX = ± .01 .XXX = ± .005 ANGLES = ± 2°	WIRING DEVICE-KELLEMS HUBBELL INCORPORATED SHELTON, CT	
	DR. BY WRV	APP. BY
	TR. BY	SCALE 1:1
	CHK. BY	DATE 3/08