



## Table of Contents



Surge Protection Panels & Wired-In Branch Panels



SpikeShield® Surge Protection Plug Strips



Surge Protection & Isolated Ground Receptacles



Product	Page
Products at a Glance	M-2
Service/Branch Panel Protection	
320kA and 160kA Service/Branch Panel Protection	M-4
120kA Service/Branch Panel Protection	M-5
Wired-In Branch Panel Protection	M-6
Wired-In Surge Arrestors and Protective Devices	M-7
Surge Protection Plug Strips	
UL2930 Healthcare Outlet Assembly (HCOA)	M-8
UL1449 Metallic and NoM-Metallic Strips	M-9

Product	Page
Surge Protection Receptacles	M-11
SNAPConnect® TR and Power Indicating LED Receptacles	
Surge Protection	M-13
Isolated Ground	M-13
Straight Blade Isolated Ground Receptacles	M-15
Twist-Lock® Isolated Ground Receptacles	M-18



## Products at a Glance



### Surge Protection Panels and Wired-In Branch Panels

- 320,000, 160,000 and 120,000 peak amp capacity
- Wired-in branch panel protection 100,000 peak amp capacity
- Wired-in surge arrestors, single phase 36,000 and three phase 40,000
- Wired-in surge protective devices 50,000 peak amp capacity



### SpikeShield® Surge Protection Plug Strips

- UL2930 Healthcare Outlet Assemblies
- UL1449 Surge Protective Devices
- 15A and 20A versions
- Available in metallic and non-metallic
- 6 foot or 15 foot cords available
- USB ports included in several models



### Surge Protection Receptacles

- Available in Specification and Hospital Grade versions
- SNAPConnect® version with tamper-resistant shutters
- Isolated Ground Specification and Hospital Grade SPD's available



### Isolated Ground Receptacles

- Available in Specification and Hospital Grade versions
- Twist-Lock® Isolated Ground available
- Isolated Ground SPD's also available



## Features and Benefits

### Hubbell Surge Protective Devices (SPD)

A cascading approach is recommended for optimal surge protection of any facility or home. A cascading approach includes surge protection at the service entrance, branch panel and the point-of-use. Hubbell offers a comprehensive offering of panel surge products, innovative surge strips and the broadest surge receptacle offering in the industry.

The SpikeShield® line of panel surge protective devices offers a broad selection of products to meet the many requirements of industrial, commercial, institutional and residential applications. Hubbell offers a complete offering of high quality, cost effective panel surge products.

- All panel surge products are UL1449 4th edition listed
- Protection levels from 50 kA to 320 kA to handle all real world surge events
- 120, 160 and 320 kA versions feature bus bar construction, bolt down modules, surge counter and a metallic NEMA 1 enclosure
- Hubbell's wired-in surge units are ideal for service entrance, branch panel, or point of use applications such as protecting variable speed drives or other sensitive equipment on the plant floor



HBL4P320DB



#### Housing Design

- Surface mounting
- Compact design with bus-bar pathways, allows installation in areas with space restrictions
- NEMA 1 enclosure
- All panel products are UL Listed to Standard 1449 4th edition



#### Interior Design

- Bolt-down modules, assures positive connection and allows for easy replacement
- Thermal fuse prevents the MOVs from overheating when exposed to high current levels
- Peak amp capacity for 120kA, 160kA and 320kA, protects equipment under the worst electrical conditions



#### Optional Disconnect Models

- 160 kA and 320 kA surge panels are available with an optional integral disconnect
- Integral switch allows power to SPD to be disconnected before opening the enclosure door



#### Protection

- Diagnostics panel
- LED and audible alarm for module failure with silencing
- UL 1449 Type 1 to be used in both Type 1 and Type 2 applications
- Type 1 SPD's can be located at any point in the electrical system, on the line or load side of the equipment over-current device



## 320kA and 160kA Service/Branch Panel Protection

The SpikeShield® service entrance product line includes a line of panels with replaceable modules. This series features improved performance through the use of a low impedance bus-bar design and easily replaceable bolt-down modules.

They incorporate a modular (replaceable surge protection modules) design and feature the latest industry approvals and safety ratings. Including UL1449 4th edition.

- Improved performance through the use of a low impedance bus-bar design
- Replaceable surge protection modules
- Surge counter included in all units
- NEMA 1 enclosure
- LED and audible alarm status indicator



HBL4P320DB



HBL8P160DB

### Service/Branch Panel Protection 320,000 Peak Amp Capacity (Type 1 SPD)

Voltage	Configuration	Catalog Number	With Disconnect	Replacement Module
120/240V AC Single Phase	1Ph. 3-wire +G	<b>HBL3P320B</b>	<b>HBL3P320DB</b>	<b>HBL160M120B</b>
120/208V AC Wye*	3Ph. Wye 4-wire +G	<b>HBL4P320B</b>	<b>HBL4P320DB</b>	<b>HBL160M120B</b>
240V AC Delta	3Ph. Delta 3-wire Corner Gnd <sup>Δ</sup>	<b>HBL5P320B</b>	<b>HBL5P320DB</b>	<b>HBL160M240B</b>
240/120V AC Delta split phase	3Ph. Delta 4-wire +G 'High Leg'	<b>HBL6P320B</b>	<b>HBL6P320DB</b>	<b>HBL160M240BHL &amp; HBL160M120B</b>
277/480V AC Wye**	3Ph. Wye 4-wire +G	<b>HBL8P320B</b>	<b>HBL8P320DB</b>	<b>HBL160M480B</b>
480V AC Delta	3Ph. Delta 3-wire Corner Gnd <sup>Δ</sup>	<b>HBL9P320B</b>	<b>HBL9P320DB</b>	<b>HBL160M480DB</b>
347/600V AC Wye	3Ph. Wye 4-wire +G	<b>HBL10P320B</b>	<b>HBL10P320DB</b>	<b>HBL160M600B</b>
600V AC Delta	3Ph. Delta 3-wire Corner Gnd <sup>Δ</sup>	<b>HBL11P320B</b>	<b>HBL11P320DB</b>	<b>HBL160M600B</b>

### Service/Branch Panel Protection 160,000 Peak Amp Capacity (Type 1 SPD)

Voltage	Configuration	Catalog Number	With Disconnect	Replacement Module
120/240V AC Single Phase	1Ph. 3-wire +G	<b>HBL3P160B</b>	<b>HBL3P160DB</b>	<b>HBL160M120B</b>
120/208V AC Wye*	3Ph. Wye 4-wire +G	<b>HBL4P160B</b>	<b>HBL4P160DB</b>	<b>HBL160M120B</b>
240V AC Delta	3Ph. Delta 3-wire Corner Gnd <sup>Δ</sup>	<b>HBL5P160B</b>	<b>HBL5P160DB</b>	<b>HBL160M240B</b>
240/120V AC Delta split phase	3Ph. Delta 4-wire +G 'High Leg'	<b>HBL6P160B</b>	<b>HBL6P160DB</b>	<b>HBL160M240BHL &amp; HBL160M120B</b>
277/480V AC Wye**	3Ph. Wye 4-wire +G	<b>HBL8P160B</b>	<b>HBL8P160DB</b>	<b>HBL160M480B</b>
480V AC Delta	3Ph. Delta 3-wire Corner Gnd <sup>Δ</sup>	<b>HBL9P160B</b>	<b>HBL9P160DB</b>	<b>HBL160M480DB</b>
347/600V AC Wye	3Ph. Wye 4-wire +G	<b>HBL10P160B</b>	<b>HBL10P160DB</b>	<b>HBL160M347B</b>
600V AC Delta	3Ph. Delta 3-wire Corner Gnd <sup>Δ</sup>	<b>HBL11P160B</b>	<b>HBL11P160DB</b>	<b>HBL160M600B</b>

Note: Units come standard with Surge Counter.

\*120/208 Wye also applies to 127/220 Wye.

\*\*277/480 Wye also applies to 220/380 Wye, 230/400 Wye and 240/415 Wye.

### Electrical Specifications

320kA Panel	160kA Panel	SCCR <sup>◇</sup>	I <sub>n</sub>	MCOV <sup>†</sup>	Voltage Protection Rating (VPR)							
					L-N		L-G		N-G		L-L	
					320kA	160kA	320kA	160kA	320kA	160kA	320kA	160kA
<b>HBL3P320B</b>	<b>HBL3P160B</b>	200kA	20kA	320/160	900	700	900	700	800	600	1500	1000
<b>HBL4P320B</b>	<b>HBL4P160B</b>	200kA	20kA	320/160	900	700	900	700	800	600	1500	1000
<b>HBL5P320B</b>	<b>HBL5P160B</b>	200kA	20kA	320/160	N/A	N/A	1500	1200	N/A	N/A	2000	1500
<b>HBL6P320B</b>	<b>HBL6P160B</b>	200kA	20kA	320/160	1000/1200	900/1500	900/1200	900/1200	800	700	1500	1500
<b>HBL8P320B</b>	<b>HBL8P160B</b>	200kA	20kA	320/160	1500	1200	1500	1200	1200	1200	2000	2500
<b>HBL9P320B</b>	<b>HBL9P160B</b>	200kA	20kA	320/160	N/A	N/A	1800	1800	N/A	N/A	2500	2500
<b>HBL10P320B</b>	<b>HBL10P160B</b>	200kA	20kA	320/160	1500	1500	1500	1500	1500	1500	2500	2500
<b>HBL11P320B</b>	<b>HBL11P160B</b>	200kA	20kA	320/160	N/A	N/A	3000	2500	N/A	N/A	2500	2500

Note: Specification applies to both (B) and (DB) series.

◇ SCCR - Short Circuit Current Rating. † MCOV - Maximum Continuous Operating Voltage. I<sub>n</sub> - Nominal discharge current.

### Product Specifications

Max. Surge Current per Phase:	320kA and 160kA
Max. Operating Temperature:	-20°F to 149°F (-4°C to 65°C)
Diagnostics Indicators:	Push to Test Diagnostics, Red and Green Status LED's, Dry Contacts, Audible Alarm and Surge Counter
Dimensions:	11.04"W x 22.44"H x 7.87"D (320kA) and 11.04"W x 20.32"H x 5.32"D (160kA)
Weight:	37 lbs. Max. (320kA) and 27 lbs. Max. (160kA)
Terminal Accommodation:	#10 AWG to #2 AWG
Operating Frequency:	50/60 Hz
EMI/RFI:	Up to -30dB
Housing Rating:	NEMA 1
Listing:	cULus UL1449 4th edition type 1 SPD, UL1283 5th edition, CSA C22.2 No. 269.2-13 1st edition, CSA 22.2, No. 8-13, 5th edition.
Warranty:	10 year



## 120kA Service/Branch Panel Protection

The SpikeShield® 120kA branch panel product offering features an economical, compact, modular design.

- Economical, compact, modular design
- Protect branch panels, safety switches and load centers
- Surge counter included in all units
- NEMA 1 enclosure
- LED and audible alarm status indicator
- UL1449 4th edition



HBL8P120C

## Service/Branch Panel Protection 120,000 Peak Amp Capacity (Type 1 SPD)

Voltage V AC	Configuration	Catalog Number	Replacement Module
120/240V AC Single Phase	1Ph. 3-wire +G	<b>HBL3P120C</b>	<b>HBL3P120CM</b>
120/208V AC Wye*	3Ph. Wye 4-wire +G	<b>HBL4P120C</b>	<b>HBL4P120CM</b>
240/120V AC Delta split phase	3Ph. Delta 4-wire +G 'High Leg'	<b>HBL6P120C</b>	<b>HBL6P120CMAC &amp; HBL6P120CMB</b>
277/480V AC Wye**	3Ph. Wye 4-wire +G	<b>HBL8P120C</b>	<b>HBL8P120CM</b>
480V AC Delta	3Ph. Delta 3-wire Corner Gnd <sup>Δ</sup>	<b>HBL9P120C</b>	<b>HBL9P120CM</b>
347/600V AC Wye	3Ph. Wye 4-wire +G	<b>HBL10P120C</b>	<b>HBL10P120CM</b>
600V AC Delta	3Ph. Delta 3-wire Corner Gnd <sup>Δ</sup>	<b>HBL11P120C</b>	<b>HBL11P120CM</b>

Note: Units come standard with Surge Counter.

\*120/208 Wye also applies to 127/220 Wye.

\*\*277/480 Wye also applies to 220/380 Wye, 230/400 Wye and 240/415 Wye.

## Electrical Specifications

120kA Panel	SCCR <sup>◇</sup>	I <sub>n</sub>	MCOV <sup>†</sup>	Voltage Protection Rating (VPR)			
				L-N	L-G	N-G	L-L
<b>HBL3P120C</b>	200kA	20kA	120	700	700	600	1000
<b>HBL4P120C</b>	200kA	20kA	120	700	700	600	1000
<b>HBL6P120C</b>	200kA	20kA	120	700/1000	700/1000	600	1200
<b>HBL8P120C</b>	200kA	20kA	120	1200	1200	1000	2000
<b>HBL9P120C</b>	200kA	20kA	120	N/A	1800	N/A	2000
<b>HBL10P120C</b>	200kA	20kA	120	1500	1500	1200	2500
<b>HBL11P120C</b>	200kA	20kA	120	N/A	2500	N/A	2500

Note: <sup>◇</sup> SCCR - Short Circuit Current Rating. <sup>†</sup> MCOV - Maximum Continuous Operating Voltage. I<sub>n</sub> - Nominal discharge current.

## Product Specifications

Max. Surge Current per Phase:	120kA
Max. Operating Temperature:	-40°F to 149°F (-40°C to 65°C)
Diagnostics Indicators:	Push to Test Diagnostics, Red and Green Status LED's, Dry Contacts, Audible Alarm and Surge Counter
Dimensions:	11.04"W x 11.44"H x 5.32"D
Weight:	23.0 lbs. Max.
Terminal Accommodation:	#10 AWG to #2 AWG
Operating Frequency:	50/60/400 Hz
EMI/RFI:	Up to -30dB
Housing Rating:	NEMA 1
Listing:	cULus UL1449 4th edition type 1 SPD, UL1283 5th edition, CSA C22.2 No. 269.2-13 1st edition, CSA 22.2, No. 8-13, 5th edition.
Warranty:	10 year



## Wired-In Branch Panel Protection

The wired-in surge protection device brick design is ideal for areas where space is a major consideration. The surge unit can be mounted directly to the panel through a chase nipple connection which will reduce lead length and impedance while increasing protection levels.

The 100kA product features a NEMA 4X housing and a 200kA SCCR rating.

The SpikeShield wired-in surge protective devices are UL1449 4th edition listed.

- 100,000 Peak Amperage Capacity
- Ideal for areas where space is a major consideration
- Can be mounted directly to the panel through a chase nipple connection to reduce lead length and impedance



## Wired-In Branch Panel Protection 100,000 Peak Amp Capacity (Type 2 SPD)

Service Voltage	Configuration	Catalog Number
120/240V AC Single Phase	1Ph. 3-wire +G	<b>HBL3W100C</b>
120/208V AC Wye*	3Ph. Wye 4-wire +G	<b>HBL4W100C</b>
240V AC Delta	3Ph. Delta 3-wire Corner Gnd <sup>Δ</sup>	<b>HBL5W100C</b>
240/120V AC Delta split phase	3Ph. Delta 4-wire +G 'High Leg'	<b>HBL6W100C</b>
277/480V AC Wye**	3Ph. Wye 4-wire +G	<b>HBL8W100C</b>
480V AC Delta	3Ph. Delta 3-wire Corner Gnd <sup>Δ</sup>	<b>HBL9W100C</b>
347/600V AC Wye	3Ph. Wye 4-wire +G	<b>HBL10W100C</b>
600V AC Delta	3Ph. Delta 3-wire Corner Gnd <sup>Δ</sup>	<b>HBL11W100C</b>

Note: \*120/208 Wye also applies to 127/220 Wye.

\*\*277/480 Wye also applies to 220/380 Wye, 230/400 Wye and 240/415 Wye.

<sup>Δ</sup>Also can be used on ungrounded systems.

## Electrical Specifications

Catalog Number	SCCR $\diamond$	$I_n$	MCOV <sup>†</sup>	Voltage Protection Rating (VPR)			
				L-N	L-G	N-G	L-L
<b>HBL3W100C</b>	200kA	20kA	150/270	900	1200	700	1500
<b>HBL4W100C</b>	200kA	20kA	150/270	900	1200	700	1500
<b>HBL5W100C</b>	200kA	20kA	300	N/A	N/A	N/A	1500
<b>HBL6W100C</b>	200kA	20kA	275/150	1000	1200	700	1500
<b>HBL8W100C</b>	200kA	20kA	320/640	1200	2000	1000	2500
<b>HBL9W100C</b>	200kA	20kA	640	N/A	N/A	N/A	3000
<b>HBL10W100C</b>	200kA	20kA	390/780	1500	2500	1500	3000
<b>HBL11W100C</b>	200kA	20kA	780	N/A	N/A	N/A	3000

Note:  $\diamond$  SCCR - Short Circuit Current Rating.

<sup>†</sup> MCOV - Maximum Continuous Operating Voltage.

$I_n$  - Nominal discharge current.

## Product Specifications

Max. Surge Current per Phase:	100kA
Max. Operating Temperature:	-40°F to 140°F (-40°C to 60°C)
Diagnostics Indicators:	Green Status LED's, Audible Alarm, Dry Contacts
Dimensions:	9.9"W x 4.8"H x 3.1"D
Weight:	4.78 lbs.
Terminal Accommodation:	#10 AWG 18.0" Wire Leads
Frequency:	50/60 Hz
EMI/RFI:	Up to -30dB
Housing Rating:	Type 4X
Listing:	cULus UL 1449 4th edition type 2 SPD, UL1283 (Wye prod. only), CSA C22.2 NO. 8-M1986
Warranty:	10 year

## Wired-In Surge Arrestors and Protective Devices

Surge Arrestors are a low cost solution that may be installed on the line side or load side of the service entrance. These are also excellent for OEM applications where size is an important variable.

Hubbell's 50kA single phase wired-in high-quality surge protective device features a compact design, NEMA 4X rating and are UL1449 4th edition listed.

- 36,000, 40,000 and 50,000 Peak Amperage Capacity
- Surge arrestors are a low cost solution that may be installed on the line side or load side of the service entrance
- Excellent for OEM applications where size is an important variable
- Single phase wired-in surge protective devices feature a compact design



### Wired-In High-Quality Surge Protective Device (Type 1 SPD)

Service Voltage	Configuration	Peak Amp Capacity	Mounting Means	Catalog Number
120/240V AC Single Phase	1Ph. 3-wire + G	50kA	Side Nipple Mount	<b>HBL3W50</b>

### Wired-In Surge Arrestors, Single Phase and Three Phase (Type 1 SPD)

Service Voltage	Configuration	Peak Amp Capacity	Mounting Means	Catalog Number
120/240V AC Single Phase	1Ph. 3-wire	36kA	Back Nipple Mount	<b>HBLSDSA36</b>
120/208V AC Wye*	3Ph. 4-wire	40kA	Back Nipple Mount	<b>HBL4SA40</b>
240V AC Delta	3Ph. 3-wire	40kA	Back Nipple Mount	<b>HBL5SA40</b>
277/480V AC Wye**	3Ph. 4-wire	40kA	Back Nipple Mount	<b>HBL8SA40</b>
480V AC Delta	3Ph. 3-wire	40kA	Back Nipple Mount	<b>HBL9SA40</b>
347/600V AC Wye	3Ph. 4-wire	40kA	Back Nipple Mount	<b>HBL10SA40</b>
600V AC Delta	3Ph. 3-wire	40kA	Back Nipple Mount	<b>HBL11SA40</b>

### Electrical Specifications

Catalog Number	SCCR $\diamond$	$I_n$	MCOV $\dagger$	Voltage Protection Rating (VPR)			
				L-N	L-G	N-G	L-L
<b>HBL3W50</b>	25kA	10kA	150 (L-N, L-G), 300 (L-L)	700	800	N/A	1200
<b>HBLSDSA36</b>	22kA	10kA	150	700	N/A	N/A	1200
<b>HBL4SA40</b>	200kA	10kA	180 (L-N), 360 (L-L)	700	N/A	N/A	1200
<b>HBL5SA40</b>	200kA	10kA	360 (L-L)	N/A	N/A	N/A	1200
<b>HBL8SA40</b>	200kA	10kA	420 (L-N), 840 (L-L)	1500	N/A	N/A	2500
<b>HBL9SA40</b>	200kA	10kA	840 (L-L)	N/A	N/A	N/A	2500
<b>HBL10SA40</b>	200kA	10kA	510 (L-N), 1020 (L-L)	1800	N/A	N/A	3000
<b>HBL11SA40</b>	200kA	10kA	1020 (L-L)	N/A	N/A	N/A	3000

Note:  $\diamond$  SCCR - Short Circuit Current Rating.  $\dagger$  MCOV - Maximum Continuous Operating Voltage.  $I_n$  - Nominal discharge current.

### Product Specifications

Service Voltage	Single Phase	Single Phase	Three Phase
Max. Surge Current per Phase:	50kA	36kA	40kA
Max. Operating Temperature:	-40°F to 149°F (-40°C to 65°C)	-40°F to 149°F (-40°C to 65°C)	-40°F to 149°F (-40°C to 65°C)
Diagnostics Indicators:	Green Status LED per line	Green Status LED per line	Green Status LED per line
Dimensions:	3.0"W x 3.6"H x 2.67"D	2.25"W x 2.25"H x 1.94"D	3.60"W x 3.0"H x 2.64"D
Weight:	1.8 lbs.	.72 lbs.	1.8 lbs.
Terminal Accommodation:	#12 AWG Wire Leads	#14 AWG Wire Leads	#12 AWG Wire Leads
Frequency:	50/60 Hz	50/60 Hz	50/60 Hz
EMI/RFI:	Up to -30dB	Up to -30dB	Up to -30dB
Housing Rating:	Type 4X	Type 4X	Type 4X
Listing:	UL1449 4th edition	UL1449 4th edition	UL1449 4th edition
Warranty:	10 year	2 year	2 year



## Features and Benefits



UL2930 Listed

### UL2930 Healthcare Outlet Assembly (HCOA)

- Hubbell's UL2930 HCOA's are the industry first
- UL listed product for patient care areas
- Product is available with or without L-N surge protection



**HBL6MG620**  
Surge Protected  
HCOA

**HBL6MGRPT620**  
RPT HCOA



#### Housing Design

- First UL2930 product ever sold
- 15A and 20A 125V versions
- Surge protected models in all configurations
- Non-surge protected RPT models in all configurations



#### Contacts

- Equipment grounding terminal



#### Safety

- Tamper-resistant flip covers
- Green LED indicates surge protection working



#### Cord

- 6 ft. or 15 ft. cord length
- 12/3 AWG cord on 15A and 20A models
- 45° angle plug (15A series)
- 90° angle plug (20A series)



### UL2930 Healthcare Outlet Assembly (HCOA)

Description	# of Outlets	Joule Rating	Cord Length	Color	15 Amp	20 Amp
UL 2930 HCOA with L-N Surge Protection	6	550	6'	White	<b>HBL6MG6</b>	<b>HBL6MG620</b>
UL 2930 HCOA Relocatable Power Tap (RPT)	6	550	15'	White	<b>HBL6MG15</b>	<b>HBL6MG1520</b>
UL 2930 HCOA Relocatable Power Tap (RPT)	6	N/A	6'	White	<b>HBL6MGRPT6</b>	<b>HBL6MGRPT620</b>
UL 2930 HCOA Relocatable Power Tap (RPT)	6	N/A	15'	White	<b>HBL6MGRPT15</b>	<b>HBL6MGRPT1520</b>






Listed to UL1449  
and UL1363

## Healthcare Industry

- Hospital grade ● tamper-resistant receptacles with a hospital grade ● plug
- cULus 1449 4th edition
- Heavy duty metal housing
- Available with a 2-port USB charging outlet



## Industrial Grade

- Tamper-resistant receptacles with a heavy duty plug
- cULus listed to UL1449 4th edition, UL1363
- Heavy duty metal housing

## SpikeShield® Surge Protective Devices (SPD) with Tamper-Resistant Receptacles and Heavy Duty Plug

Description	# of Outlets	Joule Rating	Cord Length	Color	Healthcare Industry		Industrial Grade	
					15 Amp	20 Amp	15 Amp	20 Amp
UL Type 3 SPD, Heavy Duty Metal Housing	6	1100	6'	White	<b>HBL6HG6</b>	<b>HBL6HG620</b>	<b>HBL6SS6</b>	<b>HBL6SS620</b>
	6	1100	15'	White	<b>HBL6HG15</b>	<b>HBL6HG1520</b>	<b>HBL6SS15</b>	<b>HBL6SS1520</b>
UL Type 3 SPD, Heavy Duty Metal Housing with 2-port USB	4	1100	6'	White	<b>HBL6HGUSB6</b>	—	—	—

## Metallic Surge Protection Strips

Description	# of Outlets	Joule Rating	Peak AMP Rating	Cord Length	Color	Down Line Warranty	Catalog Number
Metal Power Strip (No surge protection)	6	N/A	N/A	6'	Off. White	N/A	<b>HBL6MPS</b>
Metal Power Strip (No surge protection)	6	N/A	N/A	15'	Off. White	N/A	<b>HBL6MPS15</b>
Metal SPD	6	1050	19.5kA	6'	Off. White	\$2,500	<b>HBL6MPS1050</b>
Metal SPD	6	1050	19.5kA	15'	Off. White	\$2,500	<b>HBL6MPS105015</b>
SPD with Wire Management	6	350	6.5kA	6'	Yellow	\$2,500	<b>HBL6PS350YL</b>
SPD with Wire Management	8	350	6.5kA	6'	Yellow	\$2,500	<b>HBL8PS350YL</b>



HBL6MPS



HBL6PS350YL



HBL6PS350A



HBL8PS2100MA



HBL4PS1050USBA

## Non-Metallic Surge Protection Strips

Description	# of Outlets	Joule Rating	Peak AMP Rating	Cord Length	Color	Down Line Warranty	Catalog Number
Power Strip (No surge protection)	6	N/A	N/A	6'	Off. White	N/A	<b>HBL6PPS</b>
SPD	6	350	6.5kA	6'	Off. White	\$2,500	<b>HBL6PS350A</b>
SPD	6	350	6.5kA	15'	Off. White	\$2,500	<b>HBL6PS35015A</b>
SPD with Fax/Modem	6	1050	19.5kA	6'	Off. White	\$2,500	<b>HBL6PS1050MA</b>
SPD	7	1050	19.5kA	6'	Off. White	\$10,000	<b>HBL7PS1050A</b>
SPD with Fax/Modem	7	1050	19.5kA	6'	Off. White	\$10,000	<b>HBL7PS1050MA</b>
SPD	7	1050	19.5kA	15'	Off. White	\$10,000	<b>HBL7PS105015A</b>
SPD with Fax/Modem/CATV	8	2100	39kA	6'	Off. White	\$25,000	<b>HBL8PS2100MA</b>
SPD with Two USB Ports and 90° Angle Plug.	4	1050	19.5kA	6'	Black	\$10,000	<b>HBL4PS1050USBA</b>



## Features and Benefits

### Surge Protection Receptacles

Hubbell offers a broad range SPD receptacles with technology that is unsurpassed. Inside Hubbell SPD receptacles are two 22mm square MOVs providing 240 joules of surge protection for each mode. The nylon component shield protects the printed circuit board from contaminants. An all-glass, conformably coated PC board provides superior moisture immunity for longer life in humid environments.

- Alarmed and non-alarmed versions
- Available in 15A and 20A versions
- Commercial Specification Grade and Hospital Grade
- IG available in all versions



**IG8362SA**

*Note: The effectiveness of SPD devices diminishes with the increase in distance between the device and the equipment to be protected.*



#### Housing Design

- Meets UL Standards 1449 4th Edition and 498; CSA Certified
- Impact-resistant nylon face
- Available in Hospital Grade, 4-PLEX®, SNAPConnect® and Tamper-Resistant
- Fits standard wall box



#### Terminals

- Back and side wiring capability provides easy installation with stranded or solid wire



#### One-Piece Mounting Strap

- Wrap-around, locked on steel mounting strap provides additional support strength for receptacle assembly
- Automatic self-grounding staple attached to bridge meets NEC® requirements



#### Contacts

- Green grounding screw connected directly to the grounding contacts



#### Identification

- Distinctive surge symbol provides quick visual identification
- Surge protection indicator light
- Muting screw allows damage-alert alarm to be silenced until device is replaced



#### 4-PLEX® Surge Receptacles

- Distinctive surge symbol
- Surge protection indicator light

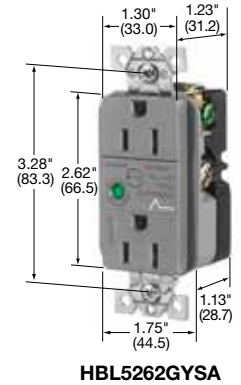
NEC® is a registered trademark of the National Fire Protection Association (NFPA).



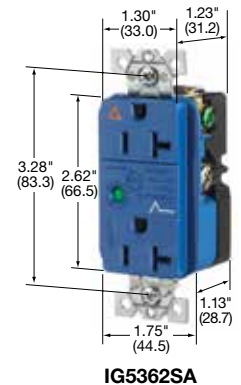
## Circuit Guard®, Specification Grade Duplex Receptacles




Description	Color	Catalog Number	
Surge protection receptacles with light, 240 joules, 15kA peak current.	Blue	<b>HBL5260SA</b>	<b>HBL5360SA</b>
	Ivory	<b>HBL5260ISA</b>	<b>HBL5360ISA</b>
	Office White	<b>HBL5260WSA</b>	<b>HBL5360OWSA</b>
	White	<b>HBL5260WSA</b>	<b>HBL5360WSA</b>
	Almond	<b>HBL5262ALSA</b>	<b>HBL5362ALSA</b>
Surge protection receptacles with light and alarm, 240 joules, 15kA peak current.	Blue	<b>HBL5262SA</b>	<b>HBL5362SA</b>
	Gray	<b>HBL5262GYSA</b>	<b>HBL5362GYSA</b>
	Ivory	<b>HBL5262ISA</b>	<b>HBL5362ISA</b>
	Office White	<b>HBL5262OWSA</b>	<b>HBL5362OWSA</b>
	White	<b>HBL5262WSA</b>	<b>HBL5362WSA</b>
Isolated ground, surge protection receptacles with light and alarm, 240 joules, 15kA peak current.	Blue	<b>IG5262SA</b>	<b>IG5362SA</b>
	Gray	<b>IG5262GYSA</b>	<b>IG5362GYSA</b>
	Ivory	<b>IG5262ISA</b>	<b>IG5362ISA</b>
	Office White	<b>IG5262OWSA</b>	<b>IG5362OWSA</b>
	Orange	<b>IG5262OSA</b>	<b>IG5362OSA</b>
4-PLEX® surge protection receptacles with lights, 80 joules, 6.5kA peak current.	Blue	<b>HBL415S</b>	<b>HBL420S</b>
	Ivory	<b>HBL415IS</b>	<b>HBL420IS</b>



**HBL5262GYSA**



**IG5362SA**



**HBL8362ISA**

## Circuit Guard®, Hospital Grade Duplex Receptacles


Description	Color	Catalog Number	
Surge protection receptacles with light and alarm, 240 joules, 15kA peak current.	Almond	<b>HBL8262ALSA</b>	<b>HBL8362ALSA</b>
	Blue	<b>HBL8262SA</b>	<b>HBL8362SA</b>
	Gray	<b>HBL8262GYSA</b>	<b>HBL8362GYSA</b>
	Ivory	<b>HBL8262ISA</b>	<b>HBL8362ISA</b>
	Red	<b>HBL8262RSA</b>	<b>HBL8362RSA</b>
	White	<b>HBL8262WSA</b>	<b>HBL8362WSA</b>
Isolated ground, surge protection receptacles with light and alarm, 240 joules, 15kA peak current.	Blue	<b>IG8262SA</b>	<b>IG8362SA</b>
	Gray	<b>IG8262GYSA</b>	<b>IG8362GYSA</b>
	Ivory	<b>IG8262ISA</b>	<b>IG8362ISA</b>
	Orange	<b>IG8262OSA</b>	<b>IG8362OSA</b>
	Red	<b>IG8262RSA</b>	<b>IG8362RSA</b>
4-PLEX surge protection receptacles with lights, 80 joules, 6.5kA peak current.	Blue	—	<b>HBL420HS</b>
	Ivory	—	<b>HBL420HIS</b>
	Red	—	<b>HBL420HRS</b>

## 4-PLEX® Accessories

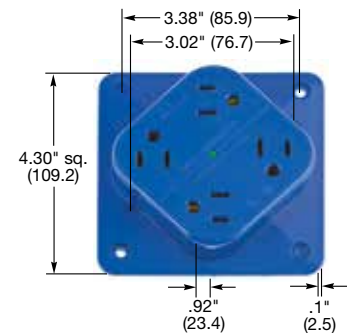
Description	Color	Catalog Number
4-PLEX adapter plates for 1- and 2-gang (4-PLEX mount directly to 4" (101.6) square device boxes).	Blue	<b>HBL4APBL</b>
	Ivory	<b>HBL4API</b>
	Red	<b>HBL4APR</b>
4-PLEX portable box. Portable 4" (101.6) square box with one cord grip. Accepts up to .66" (16.8) dia. cord.	Ivory	<b>HBL4PBI</b>

Note: 4-PLEX box is not UL Listed.

## Wallplates (Sold Separately)

Configuration	High-Impact Nylon			Plated Steel	Stainless Steel (S/S) Brass		
	Color	Standard	Mid-Size				
 1-Gang	Almond	<b>NP26AL</b>	<b>NPJ26AL</b>	Chrome Brass Plated	<b>SCH26</b> <b>SBP26</b>	Smooth S/S Smooth S/S Smooth Brass	<b>SS26</b> <b>SSJ26</b> ▲ <b>SB26</b>
	Blue	—	<b>NPJ26CBL*</b>				
	Blue	—	<b>NPJ26BL</b>				
	Gray	<b>NP26GY</b>	<b>NPJ26GY</b>				
	Ivory	—	<b>NPJ26C*</b>				
	Ivory	<b>NP26I</b>	<b>NPJ26I</b>				
	Off. White	<b>NP26OW</b>	<b>NPJ26OW</b>				
	Orange	<b>NP26OIG**</b>	—				
	Red	<b>NP26R</b>	<b>NPJ26R</b>				
	White	<b>NP26W</b>	<b>NPJ26W</b>				

Note: \*Premarked "COMPUTER ONLY." Lettering is block 1/4" high.  
 \*\*Premarked "ISOLATED GROUND." Lettering is block 1/4" high.  
 ▲ Jumbo size plate.  
 See section O for additional wallplates.



**HBL415S**

Dimensions in Inches (mm)



## Features and Benefits

### SNAPConnect® Surge Protection and Isolated Ground Receptacles Heavy Duty Specification Grade

Hubbell's SNAPConnect® Isolated Ground devices are available in a variety of styles.

- All SNAPConnect® IG receptacles include Hubbell's industry best tamper resistant shutter
- 15A and 20A models are available in Hospital Grade, HG Decorator, Commercial Specification Grade, and Commercial Decorator versions
- SNAPConnect® IG devices are also available with a power indicating LED version in all the aforementioned grades. The power indicating product is also available in a non TR shutter design
- SNAPConnect® connectors come standard with solid or stranded 12 AWG THHN



*Note: The effectiveness of SPD devices diminishes with the increase in distance between the device and the equipment to be protected.*



#### Protection

- Hubbell surge receptacles offer 240 joules of protection and 15 kA peak current rating
- Surge protection LED indicator flashes when surge protection is lost
- Audible alarm also provides user notification that surge protection has been lost. Muting screw allows user to turn alarm OFF once replacement has been scheduled



#### Isolated Ground

- IG triangle on the face of the receptacle clearly indicates isolated ground device
- LED Power-ON indicator available on all models
- Hubbell's patented TR shutter design is utilized on all IG receptacles that feature the Tamper-Resistant option



#### Installation

- SNAPConnect® devices reduce labor time during installation and when being serviced in the future
- Connectors available with solid or stranded leads
- Custom length leads available
- Push on wire option also available on SNAPConnect® connectors



#### Installation


- SNAPConnect® Isolated ground devices are available in standard duplex design or decorator shape
- 15A and 20A version in Commercial Specification Grade and Hospital Grade
- SNAPConnect® Isolated Ground devices provide a clean ground path for sensitive equipment



## SNAPConnect® Tamper-Resistant Surge Protection Receptacle with Power Indicating LED



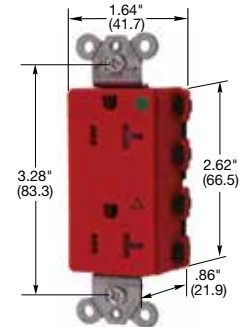
Description	Color	Catalog Number	
Hospital Grade ● SNAPConnect® Tamper-Resistant, surge suppression duplex receptacle, smooth face, 240 joules, 15kA peak current.	Blue	<b>SNAP8262S</b>	<b>SNAP8362S</b>
	Gray	<b>SNAP8262GYS</b>	<b>SNAP8362GYS</b>
	Ivory	<b>SNAP8262IS</b>	<b>SNAP8362IS</b>
	Light Almond	<b>SNAP8262LAS</b>	<b>SNAP8362LAS</b>
	Red	<b>SNAP8262RS</b>	<b>SNAP8362RS</b>
	White	<b>SNAP8262WS</b>	<b>SNAP8362WS</b>
Commercial Grade SNAPConnect® Tamper-Resistant, surge suppression duplex receptacle, smooth face, 240 joules, 15kA peak current.	Blue	<b>SNAP5262S</b>	<b>SNAP5362S</b>
	Gray	<b>SNAP5262GYS</b>	<b>SNAP5362GYS</b>
	Ivory	<b>SNAP5262IS</b>	<b>SNAP5362IS</b>
	Light Almond	<b>SNAP5262LAS</b>	<b>SNAP5362LAS</b>
	White	<b>SNAP5262WS</b>	<b>SNAP5362WS</b>



SNAP5262S

## SNAPConnect® Tamper-Resistant Isolated Ground Receptacle

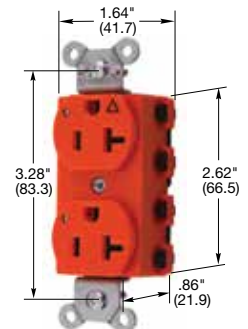
Description	Color	Catalog Number	
Hospital Grade ● SNAPConnect® Tamper-Resistant, isolated ground, smooth face, duplex.	Orange	<b>SNAP8200IGTRA</b>	<b>SNAP8300IGTRA</b>
	Red	<b>SNAP8200RIGTRA</b>	<b>SNAP8300RIGTRA</b>
Hospital Grade ● Style Line® decorator SNAPConnect® Tamper-Resistant, isolated ground, smooth face, duplex.	Orange	<b>SNAP2172IGTRA</b>	<b>SNAP2182IGTRA</b>
	Red	<b>SNAP2172RIGTRA</b>	<b>SNAP2182RIGTRA</b>
Commercial Grade, isolated ground.	Orange	<b>SNAP5262IGTRA</b>	<b>SNAP5362IGTRA</b>
Style Line® decorator.	Orange	<b>SNAP2152IGTRA</b>	<b>SNAP2162IGTRA</b>



SNAP2182RIGTRA

## SNAPConnect® Isolated Ground Receptacle with Power Indicating LED

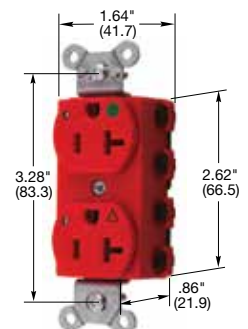
Description	Color	Catalog Number	
Hospital Grade ● SNAPConnect® Tamper-Resistant, isolated ground, smooth face, duplex.	Orange	<b>SNAP8200IGL</b>	<b>SNAP8300IGL</b>
	Red	<b>SNAP8200RIGL</b>	<b>SNAP8300RIGL</b>
Hospital Grade ● Style Line® decorator SNAPConnect® Tamper-Resistant, isolated ground, smooth face, duplex.	Orange	<b>SNAP2172IGL</b>	<b>SNAP2182IGL</b>
	Red	<b>SNAP2172RIGL</b>	<b>SNAP2182RIGL</b>
Commercial Grade, isolated ground.	Orange	<b>SNAP5262IGL</b>	<b>SNAP5362IGL</b>
Style Line® decorator.	Orange	<b>SNAP2152IGL</b>	<b>SNAP2162IGL</b>



SNAP5362IGL

## SNAPConnect® Tamper-Resistant Isolated Ground Receptacle with Power Indicating LED


Description	Color	Catalog Number	
Hospital Grade ● SNAPConnect® Tamper-Resistant, isolated ground, smooth face, duplex.	Orange	<b>SNAP8200IGLTRA</b>	<b>SNAP8300IGLTRA</b>
	Red	<b>SNAP8200RIGLTRA</b>	<b>SNAP8300RIGLTRA</b>
Commercial Grade Style Line® decorator.	Orange	<b>SNAP2172IGLTRA</b>	<b>SNAP2182IGLTRA</b>
	Red	<b>SNAP2172RIGLTRA</b>	<b>SNAP2182RIGLTRA</b>
Commercial Grade, isolated ground.	Orange	<b>SNAP5262IGLTRA</b>	<b>SNAP5362IGLTRA</b>
Style Line® decorator.	Orange	<b>SNAP2152IGLTRA</b>	<b>SNAP2162IGLTRA</b>



SNAP8300RIGLTRA

## SNAPConnect® Right Angle Pigtailed Connector for General Use

Description	Solid Wire	Stranded Wire
Clear right angle terminal with 6 inch leads #12 AWG THHN/THWN-2, 600V, Polycarbonate housing material.	<b>SNAP1RA</b>	<b>SNAP2RA</b>



SNAP1RA

Note: See page Tech-10 for Tamper-Resistant and LED Power Indicators descriptions.

Dimensions in Inches (mm)



## Features and Benefits

### Straight Blade Isolated Ground Receptacles

In February 1968, Hubbell patented the first isolated ground receptacle. Today —when a clean, noise-free ground is more important than ever—Hubbell is still setting the standard.

Hubbell uses insulation barrier construction on many models to isolate the ground contacts from the mounting strap. The green grounding screw is connected directly to the grounding contacts. In this way, ground contacts are separated from the mounting strap and also from the conventional grounding system. The isolated ground circuit is completed by running a dedicated insulated ground wire from the system ground buss to the green grounding screw.

And there's more to the Hubbell line:

- Available in 19 NEMA configurations and a total of 60 different type receptacles.
- Versatility and mobility: With Hubbell's grounding method, Hubbell's IG devices can be mounted in boxes, on metal panels almost anywhere.
- Hubbell quality: Every Hubbell IG device meets and exceeds all applicable codes and standards, specially the toughest standard of all, the Hubbell standard of excellence.



IG5362




#### Housing Design

- Dimensionally stable, reinforced thermoplastic polyester provides impact strength in addition to heat and flame resistance
- Impact-resistant nylon face
- Straight blade 15A and 20A, 125V duplex receptacles are available in a variety of colors



#### Terminals

- Back and side wiring capability provides easy installation with stranded or solid wire



#### One-Piece Mounting Strap

- Wrap-around, locked on brass mounting strap provides additional support strength for receptacle assembly
- Automatic self-grounding clip assures ground continuity between mounting strap and metal wall box



#### Contacts

- Green grounding screw connected directly to the grounding contacts
- Insulation barrier construction — first patented by Hubbell — isolates ground contacts from the mounting strap



#### Identification

- IG triangle on the face of the receptacle clearly indicates isolated ground device
- Amperage and voltage clearly indicated



#### Center Rivet

- Square head, 10-thread bronze center rivet won't rotate, reduces stripping and resists corrosion

## Hospital Grade ●, HBL® Extra Heavy Duty, Isolated Ground Receptacles




**15A 125V**  
NEMA 5-15R  
UL CSA  
0.5 HP



**20A 125V**  
NEMA 5-20R  
UL CSA  
1 HP

Description	Color	Catalog Number	Catalog Number
Flush, thermoplastic polyester face, duplex, back and side wired, multiple drive screws.	Orange	<b>IG8200</b>	<b>IG8300</b>
	Red	<b>IG8200R</b>	<b>IG8300R</b>
Style Line® decorator.	Orange	—	<b>IG2182</b>
	Ivory	—	<b>IG2182I</b>
	White	—	<b>IG2182WA</b>
Flush, thermoplastic polyester face, single.	Orange	<b>IG8210</b>	<b>IG8310</b>



**IG8200**

## 15A and 20A, 125V HBL® Extra Heavy Duty, Specification Grade, Isolated Ground Receptacles




**15A 125V**  
NEMA 5-15R  
UL CSA  
0.5 HP




**20A 125V**  
NEMA 5-20R  
UL CSA  
1 HP

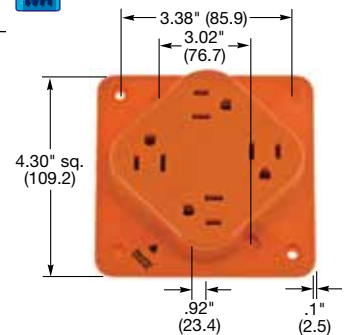
Description	Color	Catalog Number	Catalog Number
Flush, nylon face, duplex, back and side wired, multiple drive screws.	Orange	<b>IG5262</b>	<b>IG5362</b>
	Gray	<b>IG5262GY</b>	<b>IG5362GY</b>
	Ivory	<b>IG5262I</b>	<b>IG5362I</b>
	Red	<b>IG5262R</b>	<b>IG5362R</b>
	White	—	<b>IG5362W</b>
Weather Resistant, duplex, isolated ground.	Orange	<b>IG5262WR</b>	<b>IG5362WR</b>
	Gray	<b>IG5262GYWR</b>	<b>IG5362GYWR</b>
	Ivory	<b>IG5262IWR</b>	<b>IG5362IWR</b>
	Red	<b>IG5262RWR</b>	<b>IG5362RWR</b>
	White	—	<b>IG5362WWR</b>
Finder groove, nylon face, duplex, back and side wired.	Orange	<b>CR5252IG</b>	<b>CR5352IG</b>
	Black	<b>CR5252IGBK</b>	<b>CR5352IGBK</b>
	Blue	—	<b>CR5352IGBL</b>
	Gray	<b>CR5252IGGY</b>	<b>CR5352IGGY</b>
	Ivory	<b>CR5252IGI</b>	<b>CR5352IGI</b>
	Office White	<b>CR5252IGOW</b>	<b>CR5352IGOW</b>
	White	<b>CR5252IGW</b>	<b>CR5352IGW</b>
Style Line® decorator, flush, nylon face, back and side wired.	Orange	<b>IG2152</b>	<b>IG2162</b>
	Gray	—	<b>IG2162GY</b>
4-PLEX® receptacle.	Orange	<b>IG415</b>	<b>IG420*</b>
Flush, nylon face, single, back and side wired.	Orange	<b>IG5261</b>	<b>IG5361</b>
	Orange	<b>IG5261WR</b>	<b>IG5361WR</b>



**IG5262**



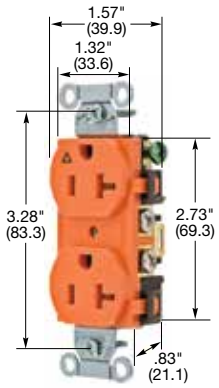
**CR5252IG**



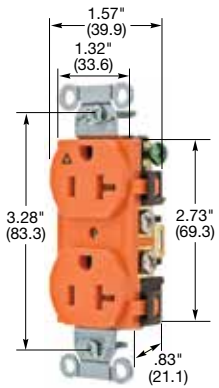
**IG415**

Note: \*Not Fed. Spec. Listed.  
See page Tech-10 for Weather Resistant description.  
See page A-46 and A-47 for accessories.  
See page A-23 for 4-PLEX accessories.

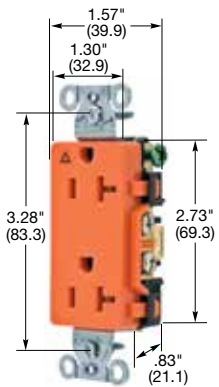
Dimensions in Inches (mm)




**IG5352**



**IG20CR**



**IG20DR**



**IG9308**

## Hubbell-PRO Heavy Duty Specification Grade

Description	Color	Catalog Number	
Smooth face, duplex, back and side wired.	Orange	<b>IG5252</b>	<b>IG5352</b>
	Almond	<b>IG5252AL</b>	<b>IG5352AL</b>
	Gray	<b>IG5252GY</b>	<b>IG5352GY</b>
	Ivory	<b>IG5252I</b>	<b>IG5352I</b>
	Light Almond	<b>IG5252LA</b>	<b>IG5352LA</b>
	White	<b>IG5252W</b>	<b>IG5352W</b>
Tamper-Resistant, smooth face, duplex, back and side wired.	Orange	<b>IG5252TR</b>	<b>IG5352TR</b>
	Ivory	<b>IG5252ITR</b>	<b>IG5352ITR</b>
	White	<b>IG5252WTR</b>	<b>IG5352WTR</b>



Note: See page Tech-10 for Tamper-Resistant description.



**15A 125V**  
NEMA 5-15R  
UL CSA  
0.5 HP



**20A 125V**  
NEMA 5-20R  
UL CSA  
1 HP

## Commercial Specification Grade

Description	Color	Catalog Number	
Smooth face, duplex, side wired.	Orange	<b>IG15CR</b>	<b>IG20CR</b>
	Almond	<b>IG15CRAL</b>	<b>IG20CRAL</b>
	Gray	<b>IG15CRGRY</b>	<b>IG20CRGRY</b>
	Ivory	<b>IG15CRI</b>	<b>IG20CRI</b>
	Light Almond	<b>IG15CRLA</b>	<b>IG20CRLA</b>
	White	<b>IG15CRWHI</b>	<b>IG20CRWHI</b>
Style Line® decorator; smooth face; back and side wired.	Orange	<b>IG15DR</b>	<b>IG20DR</b>
	Almond	<b>IG15DRAL</b>	<b>IG20DRAL</b>
	Gray	<b>IG15DRGRY</b>	<b>IG20DRGRY</b>
	Ivory	<b>IG15DRI</b>	<b>IG20DRI</b>
	Light Almond	<b>IG15DRLA</b>	<b>IG20DRLA</b>
	White	<b>IG15DRWHI</b>	<b>IG20DRWHI</b>

## 15A and 20A, 250V HBL® Extra Heavy Duty, Specification Grade, Isolated Ground Receptacles

Description	Color	Catalog Number	
Flush, nylon face, duplex, back and side wired, multiple drive screws.	Orange	<b>IG5662</b>	<b>IG5462</b>
Flush, nylon face, single.	Orange	<b>IG5661</b>	<b>IG5461</b>



**15A 250V**  
NEMA 6-15R  
UL CSA  
1.5 HP



**20A 250V**  
NEMA 6-20R  
UL CSA  
2 HP

**IP20**  
SUITABILITY

## 30A, 125V and 250V Isolated Ground Receptacles

Description	Color	Catalog Number	
Single receptacle, 2 pole, 3 wire grounding.	Orange	<b>IG9308</b>	<b>IG9330</b>



**30A 125V**  
NEMA 5-30R  
UL CSA  
2 HP



**30A 250V**  
NEMA 6-30R  
UL CSA  
2 HP

Dimensions in Inches (mm)





## Features and Benefits

### Isolated Ground Twist-Lock® Receptacles

Hubbell uses insulation barrier construction to isolate the ground contacts from the mounting strip, providing a clean, noise-free ground for sensitive equipment.

Face color-coding by voltage facilitates locating and mating of proper devices.



125V AC



250V AC



480V AC



125/250V AC



IG2310



#### Housing Design

- Impact-resistant nylon face
- Boss diameter is 1.56 in. (39.6) on 20 and 30A devices, simplifying installation
- Glass-filled thermoplastic polyester base is heat and impact resistant, providing dimensional stability and strength



#### Terminals

- Back and side wiring capability provides easy installation with stranded or solid wire



#### Mounting Strap

- All-brass mounting and grounding system provides a low resistance ground path
- Automatic self-grounding clip assures ground continuity between mounting strap and metal wall box



#### Contacts

- Insulation barrier construction first patented by Hubbell isolates ground contact from the mounting strap
- Wire restraint recess for both back and side wiring reduces terminal loosening
- One-piece contact with long spring arm (low stress) and oxide cutting nibs; prevents stress and overheating



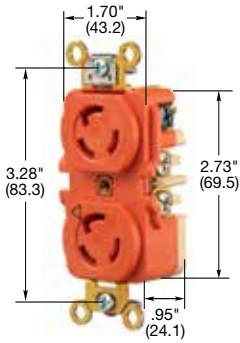
#### Identification

- Color-coding by voltage rating helps ensure mating of proper devices
- Amperage and voltage clearly indicated



#### Wiring

- #10 silicon bronze terminal screw provides excellent strength and resistance to corrosion and stripping
- External back wiring allows visual inspection of terminations



**IG4700A**

## 15A, 125V and 250V Back and Side Wired



**15A 125V**  
NEMA L5-15R  
UL/CSA



**15A 250V**  
NEMA L6-15R  
UL/CSA

Description	Poles/Wires	Color	Catalog Number	Catalog Number
Flush, RTP face, duplex.	2 pole, 3 wire	Orange	<b>IG4700A*</b>	<b>IG4550A*</b>
Flush, RTP face, single.	2 pole, 3 wire	Orange	<b>IG4710</b>	<b>IG4560</b>

*Note: RTP is an abbreviation for reinforced thermoplastic polyester.  
\*Supplied with break-off tabs for split circuit wiring.*



**20A 125V**  
NEMA L5-20R  
UL/CSA  
1 HP



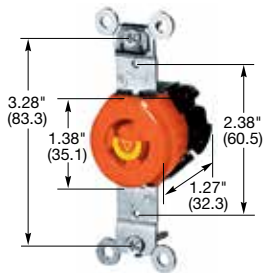
**20A 250V**  
NEMA L6-20R  
UL/CSA  
2 HP



**20A 480V AC**  
NEMA L8-20R  
UL/CSA  
3 HP

## 20A, 125V, 250V and 480V AC Back and Side Wired

Description	Poles/Wires	Color	Catalog Number	Catalog Number	Catalog Number
Flush, nylon face, single.	2 pole, 3 wire	Orange	<b>IG2310</b>	<b>IG2320</b>	<b>IG2340</b>



**IG4710**

## 30A, 125V and 250V Back and Side Wired

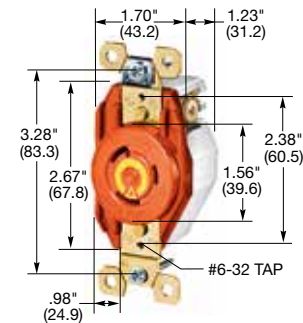


**30A 125V**  
NEMA L5-30R  
UL/CSA  
2 HP



**30A 250V**  
NEMA L6-30R  
UL/CSA  
2 HP

Description	Poles/Wires	Color	Catalog Number	Catalog Number
Flush, nylon face, single.	2 pole, 3 wire	Orange	<b>IG2610</b>	<b>IG2620</b>



**IG2310**

## 20A, 125V/250V and 3Ø 250V AC Back and Side Wired



**20A 125/250V AC**  
NEMA L14-20R  
UL/CSA  
2 (1) HP



**20A 3Ø 250V AC**  
NEMA L15-20R  
UL/CSA  
3 HP

Description	Poles/Wires	Color	Catalog Number	Catalog Number
Flush, nylon face, single.	3 pole, 4 wire	Orange	<b>IG2410</b>	<b>IG2420</b>



**30A 125/250V AC**  
NEMA L14-30R  
UL/CSA  
2 (2) HP



**30A 3Ø 250V AC**  
NEMA L15-30R  
UL/CSA  
3 HP

## 30A, 125V/250V and 3Ø 250V AC Back and Side Wired

Description	Poles/Wires	Color	Catalog Number	Catalog Number
Flush, nylon face, single.	3 pole, 4 wire	Orange	<b>IG2710</b>	<b>IG2720</b>



**20A 3Ø**  
120/208V AC  
NEMA L21-20R  
UL/CSA  
2 HP



**30A 3Ø**  
120/208V AC  
NEMA L21-30R  
UL/CSA  
3 HP

## 20A and 30A, 3ØY 120/208V AC Back and Side Wired

Description	Poles/Wires	Color	Catalog Number	Catalog Number
Flush, nylon face, single.	4 pole, 5 wire	Orange	<b>IG2510</b>	<b>IG2810</b>

Dimensions in Inches (mm)