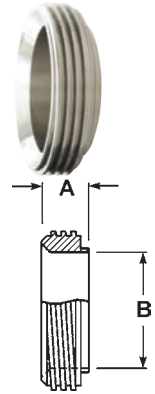


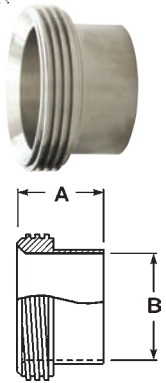
Bevel Seat Ferrules

Short Threaded Bevel Seat Weld Ferrules - 15TRF 

Tube OD	Dimensions		304 Stainless Steel	
	A	B	Part #	Price/E
1"	.718"	.870"	15TRF-G100	\$12.90
1½"	.718"	1.370"	15TRF-G150	15.50
2"	.750"	1.870"	15TRF-G200	20.50
2½"	.875"	2.370"	15TRF-G250	27.05
3"	.906"	2.870"	15TRF-G300	34.85
4"	1.031"	3.834"	15TRF-G400	58.50

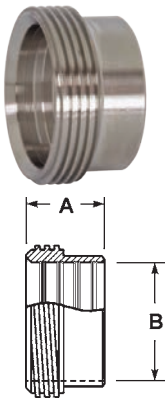
Long Threaded Bevel Seat Weld Ferrules - 15A 

Tube OD	Dimensions		304 Stainless Steel	
	A	B	Part #	Price/E
1"	1.375"	.870"	15A-G100	\$21.75
1½"	1.500"	1.370"	15A-G150	30.35
2"	1.500"	1.870"	15A-G200	37.70
2½"	1.750"	2.370"	15A-G250	50.45
3"	1.750"	2.870"	15A-G300	66.35
4"	1.750"	3.834"	15A-G400	98.25

Recessless Threaded Bevel Seat Ferrules for Expanding - 15R ¹

Tube OD	Dimensions		304 Stainless Steel	
	A	B	Part #	Price/E
1½"	1.125"	1.500"	15R-G150	\$25.00
2"	1.375"	2.000"	15R-G200	31.55
2½"	1.500"	2.500"	15R-G250	42.55
3"	1.675"	3.000"	15R-G300	51.00
4"	1.675"	4.000"	15R-G400	80.60

¹ Meets 3-A Standard Number 63-03 when used to modify or repair existing on-site farm milk handling systems.



N

Bevel Seat End Caps

Plain Bevel Seat Solid End Caps - 16A 

Tube OD	Dimension	304 Stainless Steel	
	A	Part #	Price/E
1"	1.312"	16A-G100	\$8.80
1½"	1.843"	16A-G150	15.50
2"	2.375"	16A-G200	23.20
2½"	2.906"	16A-G250	30.95
3"	3.437"	16A-G300	45.40
4"	4.500"	16A-G400	81.70

