

King Crimp™ Style Domestic Cam and Groove




Only use the crimp style shanks with the crimp style sleeves and ferrules.
Due to differences in dimensions and tolerances for safety reasons, do not interchange other manufacturer's products with Dixon™ products.


Dixon™ Type C Couplers female coupler x hose shank

Features:

- Finger rings are not supplied on 1" Dixon™ couplings.
- Couplers are supplied standard with a Buna-N gasket. Other gasket types are available on pages 78-79.



356T6 aluminum



brass



316 stainless steel



unplated ductile iron

Hose ID	356T6 Aluminum		Brass		316 Stainless Steel		Unplated Ductile Iron	
	Part #	Price	Part #	Price	Part #	Price	Part #	Price
1"	100-C-AL	\$27.30	100-C-BR	\$62.05	100-C-SS	\$79.30	---	---
1½"	150-C-AL	34.75	150-C-BR	83.60	150-C-SS	96.60	---	---
2"	200-C-AL	37.95	200-C-BR	105.90	200-C-SS	114.25	---	---
3"	300-C-AL	60.00	300-C-BR	189.00	300-C-SS	198.70	300-C-MI	\$87.00
4"	400-C-AL	81.60	400-C-BR	238.00	400-C-SS	336.00	400-C-MI	112.20
6"	600-C-AL	195.95	600-C-BR	814.90	600-C-SS	548.00	600-C-MI	210.00


EZ Boss-Lock™ Type C Couplers female coupler x hose shank

Features:

- Couplers are supplied standard with a Buna-N gasket. Other gasket types are available on pages 78-79.



Under no circumstances should the EZ Boss-Lock™ cam arms be used on any fitting not specifically designed for their use. See pages 31 and 76 for further specifications.



Hose ID	316 Stainless Steel	
	Part #	Price
1"	RC100EZCR	\$110.80
1¼"	RC125EZCR	154.50
1½"	RC150EZCR	115.00
2"	RC200EZCR	125.50
3"	RC300EZCR	210.00
4"	RC400EZCR	315.00
6"	RC600EZCR	599.00


Dixon™ Type E Adapters male adapter x hose shank



Pressure rating is based on the seal of the mating part. See ratings on page 32



356T6 aluminum



brass



316 stainless steel



unplated ductile iron

Hose ID	356T6 Aluminum		Brass		316 Stainless Steel		Unplated Ductile Iron	
	Part #	Price	Part #	Price	Part #	Price	Part #	Price
1"	100-E-AL	\$14.60	100-E-BR	\$40.85	100-E-SS	\$51.00	---	---
1½"	150-E-AL	20.25	150-E-BR	62.95	150-E-SS	72.35	---	---
2"	200-E-AL	24.20	200-E-BR	86.85	200-E-SS	76.35	---	---
3"	300-E-AL	38.85	300-E-BR	142.25	300-E-SS	141.50	300-E-MI	\$53.20
4"	400-E-AL	70.95	400-E-BR	243.00	400-E-SS	278.00	400-E-MI	86.35
6"	600-E-AL	147.70	600-E-BR	624.00	600-E-SS	554.00	600-E-MI	184.80