

Quick Acting Couplings

Dual-Lock couplings allow full air flow for general purpose air handling requiring high flow and pneumatic impact tools.

Service:

- The recommended working pressure for Dual-Lock quick acting couplings is **300 PSI**.
- The operating temperature range is **-40° to +250°F** (-40° to +121°C).

Features:

- Unisex design
- Spring loaded interlocking engagement
- Corrosion resistant coating
- Smooth ID permits full flow paths to tool
- Optional locking key prevents accidental sleeve retraction

Configurations:

- Hose barb
- Male pipe thread
- Female pipe thread
- Locking sleeve
- Knurled flange sleeve

Materials:

- Body: trivalent chrome plated steel
optional - brass or 303 stainless steel
- Sleeve: trivalent chrome plated steel
optional - brass or 303 stainless steel
- Retaining ring and spring: phosphor bronze
- Seal: nitrile (buna-n)
optional - FKM

Connecting:

- Push and Twist
Locking clip is available to prevent unintentional disconnection.

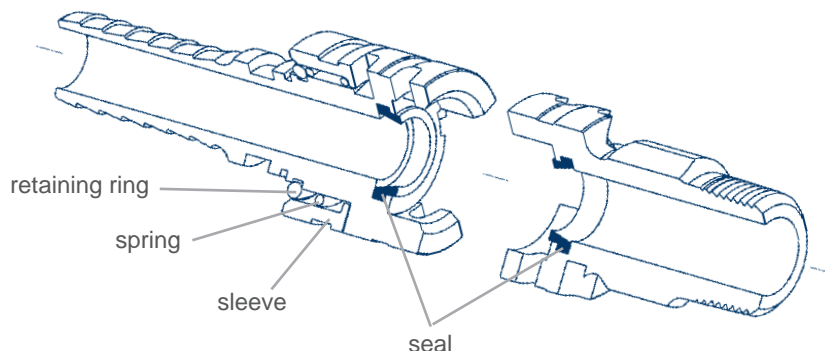
Disconnecting:

- Pull and Twist
Never attempt to disconnect any hose while pressure is in the line.



Interchange:

- Interchangeable with Thor and National brands



SAFETY

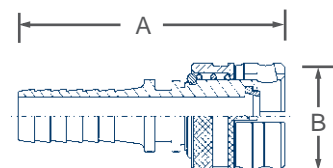
- Use Dixon couplings, retention devices and accessory products **only** for their intended service.
- All recommendations of the Hose Manufacturer, and the Coupling Manufacturer, must be employed with regards to **Size, Temperature, Application, Media, and Pressure** when selecting the components for a hose assembly.
- All finished hose assemblies should be tested in accordance with the Rubber Manufacturers Association recommendations.
- All hose assemblies should be thoroughly inspected prior to each use to ensure they are undamaged, and properly coupled.
- Use safety clips on couplings, and King Safety Cables on assemblies where required by the manufacturer, as well as State and Federal regulations. (OSHA regulations may be viewed in full on the OSHA website, www.osha.gov.)
- Under no circumstances should the assembly working pressure or working temperature exceed the working pressure or working temperature of the lowest rated component (coupling, clamp, ferrule, or hose).
- Call Dixon (800.355.1991) for advice on couplings, retention devices, and accessories for your application.

Hose Barb with Locking Sleeve

Body Size	Hose Size	Part #			Pkg Qty
		Plated Steel	Brass	Stainless Steel	
1/2"	3/8"	PHL6	---	---	25
1/2"	1/2"	PHL8	---	---	25
1/2"	3/4"	PHL12	PHBL12	PHL12SS	25
1/2"	1"	PHL16	PHLB16	---	25

Dimensions

Size	A	B
3/8"	2.53"	1.55"
1/2"	3.93"	1.55"
3/4"	3.95"	1.55"
1"	6.06"	1.55"

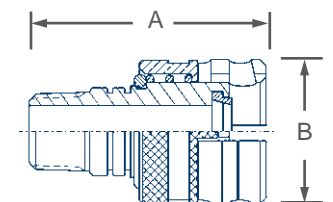


Male Pipe Thread with Locking Sleeve

Body Size	Hose Size	Part #		Pkg Qty
		Plated Steel	Stainless Steel	
1/2"	3/8"	PML6	---	25
1/2"	1/2"	PML8	---	25
1/2"	3/4"	PML12	PML12SS	25

Dimensions

Size	Flat	A	B
3/8"	7/8"	2.93"	1.55"
1/2"	7/8"	2.98"	1.55"
3/4"	1-1/16"	2.98"	1.55"

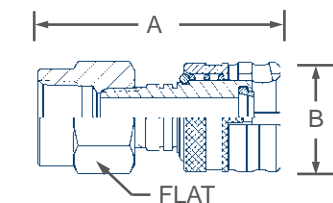


Female Pipe Thread with Locking Sleeve

Body Size	Hose Size	Part #		Pkg Qty
		Plated Steel	Stainless Steel	
1/2"	1/2"	PFL8	---	25
1/2"	3/4"	PFL12	PFL12SS	25

Dimensions

Size	Flat	A	B
1/2"	1 1/4"	2.75"	1.55"
3/4"	1 1/4"	2.75"	1.55"



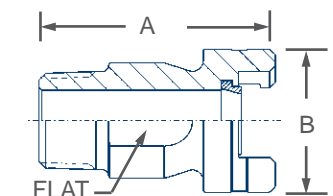

Male Pipe Thread

Must be used with locking sleeve fittings above.

Body Size	Hose Size	Part #			Pkg Qty
		Plated Steel	Brass	Stainless Steel	
1/2"	3/8"	PM6	---	---	25
1/2"	1/2"	PM8	PMB8	---	25
1/2"	3/4"	PM12	PMB12	PM12SS	25
1/2"	1"	PM16	PMB16	---	25

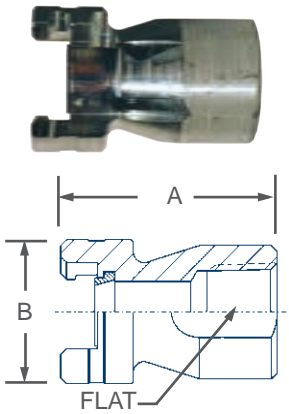
Dimensions

Size	Flat	A	B
3/8"	7/8"	2.00"	1.55"
1/2"	15/16"	2.25"	1.55"
3/4"	1-1/8"	2.55"	1.55"
1"	1-3/8"	3.25"	1.55"



Female Pipe Thread

Must be used with locking sleeve fittings on page 3.

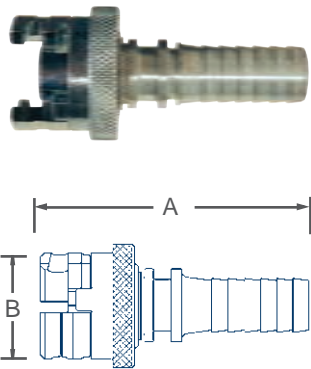


Body Size	Hose Size	Part #			Pkg Qty
		Plated Steel	Brass	Stainless Steel	
1/2"	3/8"	PF6	---	---	25
1/2"	1/2"	PF8	PFB8	---	25
1/2"	3/4"	PF12	PFB12	PF12SS	25
1/2"	1"	PF16	PFB16	---	25

Dimensions			
Size	Flat	A	B
3/8"	7/8"	1.79"	1.55"
1/2"	1-5/16"	2.25"	1.55"
3/4"	1-5/16"	2.34"	1.55"
1"	1-7/16"	2.76"	1.55"

Hose Barb with Knurled Flanged Sleeve

Large, raised collar sleeve permits easier handling when wearing gloves.

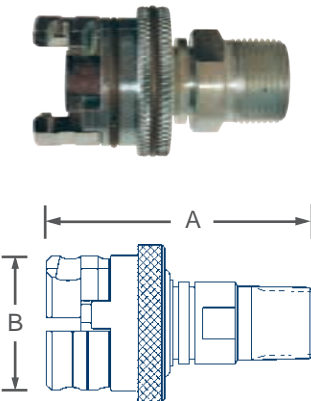


Body Size	Hose Size	Part #	Pkg Qty
		Plated Steel	
1/2"	3/8"	PHL6FS	25
1/2"	1/2"	PHL8FS	25
1/2"	3/4"	PHL12FS	25

Dimensions		
Size	A	B
3/8"	3.53"	1.81"
1/2"	3.95"	1.81"
3/4"	3.95"	1.81"

Male Pipe Thread with Knurled Flanged Sleeve

Large, raised collar sleeve permits easier handling when wearing gloves.

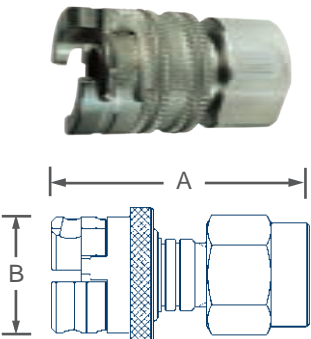


Body Size	Hose Size	Part #	Pkg Qty
		Plated Steel	
1/2"	3/8"	PML6FS	25
1/2"	1/2"	PML8FS	25
1/2"	3/4"	PML12FS	25

Dimensions		
Size	A	B
3/8"	2.93"	1.81"
1/2"	2.98"	1.81"
3/4"	2.98"	1.81"

Female Pipe Thread with Knurled Flanged Sleeve

Large, raised collar sleeve permits easier handling when wearing gloves.



Body Size	Hose Size	Part #	Pkg Qty
		Plated Steel	
1/2"	1/2"	PFL8FS	25
1/2"	3/4"	PFL12FS	25

Dimensions		
Size	A	B
1/2"	2.75"	1.81"
3/4"	2.75"	1.81"

Replacement Gaskets



Part #	Description
855206	Buna-N (standard)
452963	FKM

Sleeve Locking Key

- fits couplings with locking sleeve
- prevents sleeve retraction



Part #
855231

Dual-Lock with Ferrule

- can be crimped
- also available in brass and stainless steel
- 3/8" and 1" sizes available upon request, contact Dixon

Body Size	Hose Size	OD Range		Part #
		From:	To:	Plated Steel
1/2"	1/2"	54/64"	1-2/64	PHL8WF
1/2"	3/4"	1-10/64"	1-22/64"	PHL12WF



Safety Cables



When hose, couplings or clamps fail, or there is an accidental separation of the assembly, King Safety Cables minimize damage to equipment and injuries to operators. King Safety Cable reaches across the hose fittings to provide standby safety for hose. Spring-loaded loops in the cable ends open easily to pass over the couplings for a firm grip on the hose. Thoroughly tested with years of service. A positive safeguard for air hose connections - helps you meet today's safety standards. *King Safety Cable must be installed in the extended position (no slack).*

Features:

- cable reaches across hose fittings to provide standby safety for hose
- spring loaded loops in the cable ends open easily to pass over the couplings for a firm grip on the hose
- highly resistant to rust and corrosion
- no tools needed - easy to install and remove
- cables shipped with safety restraint labels attached
- low cost answer to eliminating injuries caused by broken air hose connections
- hose-to-hose or hose-to-rigid outlet
- King Cable is the low cost answer to eliminate injuries caused by broken air hose connections
- maximum operating pressure: 200 PSI



Hose End

Tool End

Style WSR, for hose-to-tool service

Cable	Part #	Hose I.D.	Length	Max. Working Pressure (PSI)
1/8"	WSR1	1/2" - 1/4"	20 1/4"	200
3/16"	WSR3	1/2" - 2"	28"	200
1/4"	WSR2	1 1/2" - 3"	38"	200
3/8"	WSR4	4"	44"	200



Hose End

Hose End

Style W, for hose-to-hose service

Cable	Part #	Hose I.D.	Length	Max. Working Pressure (PSI)
1/8"	WB1	1/2" - 1/4"	20 1/4"	200
3/16"	WB3	1/2" - 2"	28"	200
1/4"	WA2	1 1/2" - 3"	38"	200
3/8"	WA4	4"	44"	200

Other cable options are available.

Reference OSHA regulations standards - 29 CFR, 1915.131, 1926.302, and 1926.603

The Importance of Whip Hose

The constant vibration created by air tools, like air drills and pavement breakers, is destructive to air hose couplings, especially the quick-acting type. To provide a safer working environment, connect one end of a 3' to 10' length of air hose to the tool using Dixon's "No. 3500" Steel Nipple. This nipple is designed to specifically handle vibration applications. Connect the other end of hose to the air supply using the standard quick-acting coupling. The Whip Hose should remain permanently connected to the tool.

Crimped Recommendation Guide

The chart below is only a guide. It will not apply to every coupling situation. In some instances alternative dies and crimping dimensions must be employed to ensure safety. Experience has shown that variances in the construction of similar hoses and couplings may cause some assemblies to react differently when crimped. It is not uncommon to find hose with an outer diameter that fluctuates from one end to the other or from production lot to production lot. These inconsistencies coupled with the inherent differences between textile or wire braid, hard or soft wall, the presence or absence of an internal spiral wire and the differences in hose coverings make it difficult to establish hard and fast rules. Therefore, it is imperative that hose dimensions are accurately measured, assemblies are tested, and documentation is maintained.

Hose ID	Part #	Hose OD		Crimp Diameter (± 0.005)	Crimp Length	% Reduction		
		Fractional	Decimal					
½"	PHL8WF	54/64	0.844	0.917	1-1/4	18.9		
		55/64	0.859	0.929	1-1/4	18.9		
		56/64	0.875	0.942	1-1/4	18.9		
		57/67	0.891	0.954	1-1/4	19.0		
		58/64	0.906	0.967	1-1/4	19.0		
		59/64	0.922	0.980	1-1/4	19.0		
		60/64	0.938	0.992	1-1/4	19.0		
		61/64	0.953	1.005	1-1/4	19.0		
		62/64	0.969	1.018	1-1/4	19.0		
		63/64	0.984	1.030	1-1/4	19.0		
		1	1.000	1.043	1-1/4	19.0		
		1-1/64	1.016	1.056	1-1/4	19.0		
		1-2/64	1.031	1.068	1-1/4	19.0		
		¾"	PHL12WF	1-10/64	1.156	1.220	1-1/4	18.5
				1-11/64	1.171	1.235	1-1/4	18.0
1-12/64	1.187			1.245	1-1/4	18.7		
1-13/64	1.203			1.260	1-1/4	18.1		
1-14/64	1.218			1.270	1-1/4	18.8		
1-15/64	1.234			1.285	1-1/4	18.2		
1-16/64	1.250			1.295	1-1/4	18.8		
1-17/64	1.265			1.310	1-1/4	18.4		
1-18/64	1.281			1.320	1-1/4	18.8		
1-19/64	1.296			1.335	1-1/4	18.5		
1-20/64	1.312			1.345	1-1/4	19.0		
1-21/64	1.328			1.360	1-1/4	18.5		
1-22/64	1.343			1.370	1-1/4	19.0		

Installation Guide

Procedure 2306

- Prepare the hose.
- Select the proper fitting from the Holedall Die Chart or the current Dixon catalog (DPL).
- From the Holedall Die Chart, determine proper crimp diameter and crimp length.
- Depending upon type of crimper, set crimp diameter on machine or select die cage and spacers to achieve required crimp diameter.
- Measure the distance from the end of the ferrule to the stem collar. Place a mark (line) on the hose (from the hose end) corresponding with this distance.
- Insert the coupling into the hose until the end of the ferrule is even with the line just placed on the hose.
- Mark the crimp length on the ferrule.
- Insert the coupling through the crimper die segments until the line on the ferrule is at the end of the die segments. Jog the machine until the die segments **lightly** contact the ferrule. Adjust fitting, if necessary, to ensure line is at end of die segments.
- With light pressure on hose to ensure stem collar is contacting ferrule, activate the crimper until desired crimp diameter has been achieved.
- Reverse machine and remove the coupling from the die segments. Measure the crimp diameter with dial calipers or micrometer.
- Test assembly if required.

A printed copy of the complete Installation and Inspection Procedures Manual is available upon request.

Dual Lock Interchange Guide

Hose Barb with Locking Sleeve

Size	Material	Dixon Part #	DQC Part #	National Part #
3/8"	steel	PHL6	4PS3	HS6
1/2"	steel	PHL8	4PS4	HS8
3/4"	steel	PHL12	4PS6	HS12
	brass	PHLB12	4PS6-B	HB12
	stainless steel	PHL12SS	4PS6-S	---
1"	steel	PHL16	4PS8	HS16
	brass	PHLB16	4PS8-B	---



Male Pipe Thread with Locking Sleeve

Size	Material	Dixon Part #	DQC Part #	National Part #
3/8"	steel	PML6	4PM3	MLS6
1/2"	steel	PML8	4PM4	MLS8
3/4"	steel	PML12	4PM6	MLS12
	stainless steel	PML12SS	4PM6-S	---



Female Pipe Thread with Locking Sleeve

Size	Material	Dixon Part #	DQC Part #	National Part #
1/2"	steel	PFL8	4PF4	FLS8
3/4"	steel	PFL12	4PF6	FLS12
	stainless steel	PFL12SS	4PF6-S	---



Male Pipe Thread

Size	Material	Dixon Part #	DQC Part #	National Part #
3/8"	steel	PM6	P4M3	MS6
1/2"	steel	PM8	P4M4	MS8
	brass	PMB8	P4M4-B	MB8
3/4"	steel	PM12	P4M6	MS12
	brass	PMB12	P4M6-B	MB12
	stainless steel	PM12SS	P4M6-S	---
1"	steel	PM16	P4M8	MS16
	brass	PMB16	P4M8-B	---



Female Pipe Thread

Size	Material	Dixon Part #	DQC Part #	National Part #
3/8"	steel	PF6	P4F3	FS6
1/2"	steel	PF8	P4F4	FS8
	brass	PFB8	P4F4-B	FB8
3/4"	steel	PF12	P4F6	FS12
	brass	PFB12	P4F6-B	FB12
	stainless steel	PF12SS	P4F6-S	---
1"	steel	PF16	P4F8	FS16
	brass	PFB16	P4F8-B	---



Hose Barb with Knurled Flanged Sleeve

Size	Material	Dixon Part #	DQC Part #	National Part #
3/8"	steel	PHL6FS	4PS3-FS	---
1/2"	steel	PHL8FS	4PS4-FS	---
3/4"	steel	PHL12FS	4PS6-FS	---



Male Pipe Thread with Knurled Flanged Sleeve

Size	Material	Dixon Part #	DQC Part #	National Part #
3/8"	steel	PML6FS	4PM3-FS	---
1/2"	steel	PML8FS	4PM4-FS	---
3/4"	steel	PML12FS	4PM6-FS	---



Male Pipe Thread with Knurled Flanged Sleeve

Size	Material	Dixon Part #	DQC Part #	National Part #
1/2"	steel	PFL8FS	4PF4-FS	---
3/4"	steel	PFL12FS	4PF6-FS	---



Dixon, founded in 1916, is a premier manufacturer and supplier of hose couplings, valves, dry-disconnects, swivels, and other fluid transfer and control products. The company's global reach includes a wide range of products for numerous industries including petroleum exploration, refining, transportation, chemical processing, food & beverage, steel, fire protection, construction, mining and manufacturing. Dixon's strategic objective is to create solutions that make products safer, leak-free, longer lasting, and always available.

dixonvalve.com • Customer Service: 877.963.4966



The Right Connection®

Dixon Valve

800 High Street, Chestertown, MD 21620

ph: 877.963.4966

fx: 800.283.4966



Dixon Customer Service



Facebook Page



YouTube Videos