

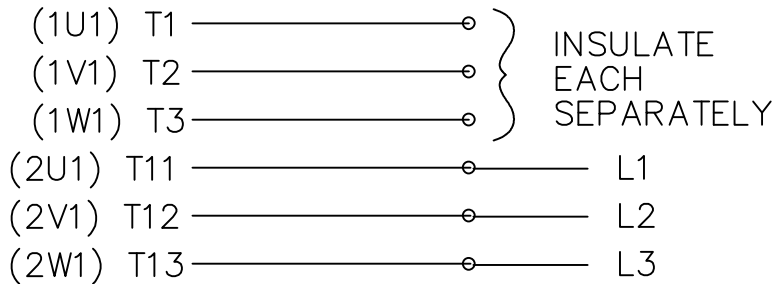


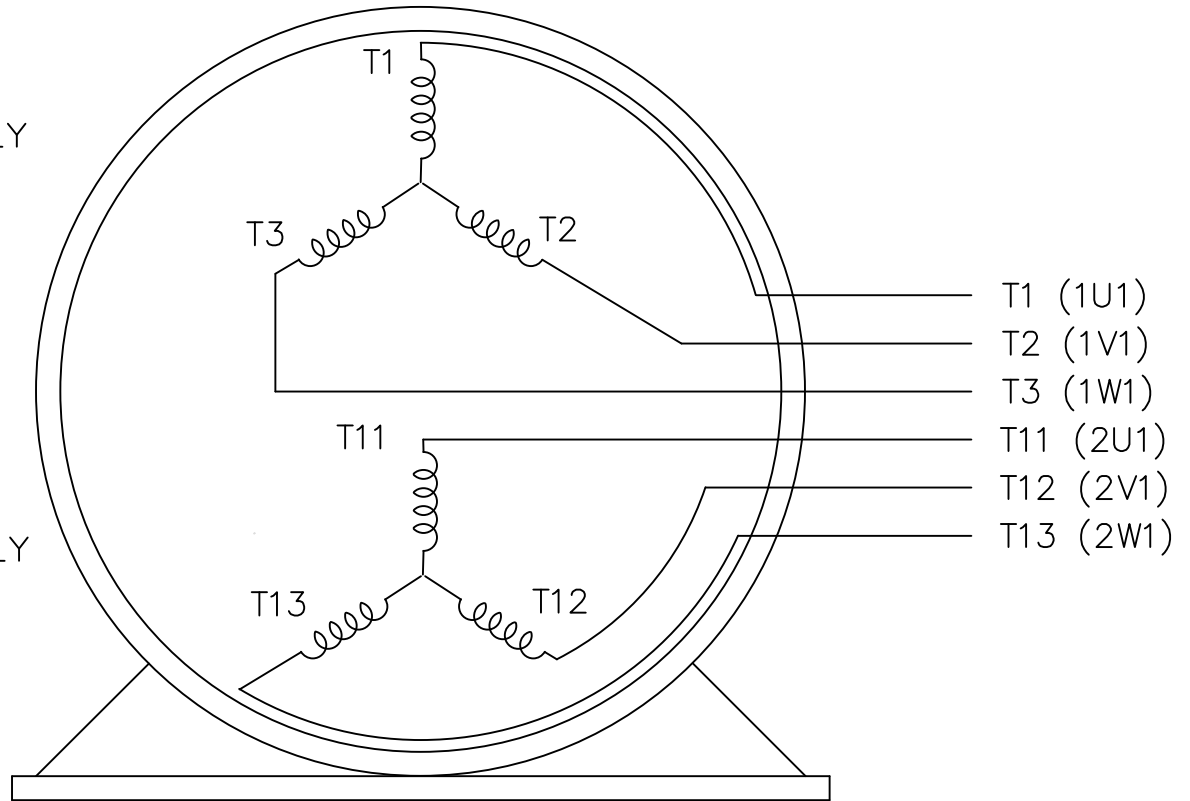
LOW SPEED



HIGH SPEED



THREE PHASE, SINGLE VOLT, 6 LEAD,
2 SPEED REVERSIBLE MOTOR



VIEW OF TERMINAL END

TO REVERSE ROTATION ON
EITHER SPEED: INTERCHANGE
ANY 2 LEADS ON THE
WINDING IN USE.

				TOLERANCES UNLESS SPECIFIED			DRAWN LZ 01-05-1994		
				DEC.	INCHES		CHK ML 01-17-1994		
				.X	±.1		APPD GK 01-17-1994		
				.XX	±.02	TITLE CONNECTION DIAGRAM	SCALE 1=1		
10	ADDED IEC LEAD LABELS ()	EDK 7/8/2010	BW	.XXX	±.005	3Ø, SINGLE - 2 SPEED REVERSIBLE	REF		
9	REDRAWN ON CADD, NO CHANGE	LZ 01/24/1994		.XXXX	±.0005	MAT'L.	FMF		
NO.	REVISION	BY & DATE	CHK	ANG	±7'30"	FINISH	PREV		
THIS DRAWING IN DESIGN AND DETAIL IS OUR PROPERTY AND MUST NOT BE USED EXCEPT IN CONNECTION WITH OUR WORK ALL RIGHTS OF DESIGN AND INVENTION ARE RESERVED THIS IS AN ELECTRONICALLY GENERATED DOCUMENT - DO NOT SCALE THIS PRINT				RFP	CAD FILE EE7317		SIZE A	DRAWING NO. EE7317	PAGE OF 10
				DIST					