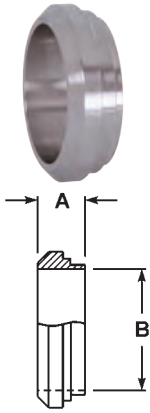
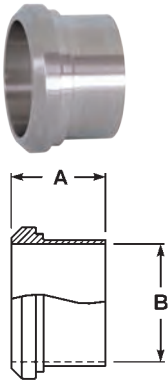


Bevel Seat Ferrules

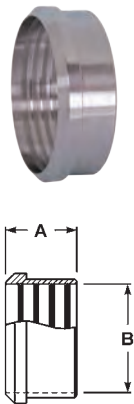
 Short Plain Bevel Seat Weld Ferrules - 14PRF


Tube OD	Dimensions		304 Stainless Steel	
	A	B	Part #	Price/E
1"	.718"	.870"	14PRF-G100	\$10.75
1½"	.718"	1.370"	14PRF-G150	13.10
2"	.750"	1.870"	14PRF-G200	17.15
2½"	.875"	2.370"	14PRF-G250	23.80
3"	.906"	2.870"	14PRF-G300	30.75
4"	1.031"	3.834"	14PRF-G400	49.85

 Long Plain Bevel Seat Weld Ferrules - 14A


Tube OD	Dimensions		304 Stainless Steel	
	A	B	Part #	Price/E
1"	1.375"	.870"	14A-G100	\$15.40
1½"	1.500"	1.370"	14A-G150	19.40
2"	1.500"	1.870"	14A-G200	29.50
2½"	1.750"	2.370"	14A-G250	36.45
3"	1.750"	2.870"	14A-G300	48.00
4"	1.750"	3.834"	14A-G400	70.85

N

¹ Recessless Plain Bevel Seat Ferrules for Expanding - 14R


Tube OD	Dimensions		304 Stainless Steel	
	A	B	Part #	Price/E
1½"	1.125"	1.500"	14R-G150	\$17.60
2"	1.312"	2.000"	14R-G200	23.05
2½"	1.375"	2.500"	14R-G250	29.60
3"	1.437"	3.000"	14R-G300	37.60
4"	1.500"	4.000"	14R-G400	60.30

¹ Meets 3-A Standard Number 63-03 when used to modify or repair existing on-site farm milk handling systems.