




Product Handbook

Conveyor Belt Splicing Systems

January 2022



2525 Wisconsin Avenue, Downers Grove, Illinois 60515

Phone: 1-630-971-0150 Fax: 1-630-971-1180

Customer Service: 1-800-541-8028

www.flexco.com

Patents: www.flexco.com/patents

Table of Contents

CLIPPER® WIRE HOOKS	4-19
Clipper® Wire Hook Fastening System Overview	4
General Hook Information	5
Clipper Hook and Pin Selection Chart	6
Clipper Carded Hooks.....	7-14
Unibar® Hooks	15-16
Hinge Pins	17-19
CLIPPER® G SERIES™ LACING	20-28
Clipper® G Series™ Lacing Overview	20
Clipper® G Series™ Lacing.....	21
Clipper® Maintenance Lacers	22-24
Clipper® Specialty Lacers	25
Clipper® Production Lacers	26-28
CLIPPER® LAUNDRY PATCH FASTENER	29-31
Clipper® Laundry Patch Fastener Overview	29
Patch Fasteners, Production Lacers	30-31
ALLIGATOR® CONVEYOR BELT LACING	32-35
Alligator® Lacing Fastening System Overview	32
Steel Lacing.....	33
316 Stainless Lacing	34
Hinge Pins	35
ALLIGATOR® TRANSMISSION BELT LACING	36
ALLIGATOR® STAPLE BELT FASTENERS	37-41
Alligator® Fastening System Overview	37
No. 62, No. 125, No. 187 Staple Fasteners	38
Hinge Pins	39
Installation Tools	40-41
MegAlloy® Staple Fasteners.....	41
ALLIGATOR® RIVET FASTENERS	42-44
Alligator® Rivet Fastening System Overview.....	42
Rivet Fasteners, Hinge Pins, Installation Tools	43-44
ALLIGATOR® NON-METALLIC FASTENERS	45-47
Alligator® Non-Metallic Fastening System Overview.....	45
Fasteners, Hinge Pins.....	46
Installation Tools	46-47
Spiral Lacing	47
ALLIGATOR® V-BELT FASTENERS	48-49
Alligator® V-Belt Fastening System Overview.....	48
Fasteners, Tools.....	49
LIGHT-DUTY BELT MAINTENANCE TOOLS	50-51
BELT FABRICATION TOOLS	52-57
Novitool® Overview.....	52
Aero® Splice Press.....	53
Aero® 325 Splice Press.....	54
Amigo™ 625 Monolithic Press.....	55
Amigo™ Monolithic Press.....	56
Ply 130™ Separator	57
Pun M™ Punch Press.....	58

FGP FOOD GRADE PRIMARY CLEANER	59-62
FGP Food Grade Primary Cleaner Overview	59
FGP Food Grade Primary Cleaner Specifications.....	60
FGP Food Grade Primary Cleaner	61
FGP Food Grade Primary Cleaner Replacement Parts.....	62
FGS FOOD GRADE SECONDARY CLEANER	63-66
FGS Food Grade Secondary Cleaner Overview	63
FGS Food Grade Secondary Cleaner Specifications.....	64
FGS Food Grade Precleaner Replacement Blades	65
FGS Food Grade Precleaner Replacement Parts	66
LIGHT-DUTY TRANSFER SOLUTIONS	67-71
Transfer Solutions Overview	67
Hitch Guards.....	68
Segmented Transfer Plates.....	69-71
TATCH-A-CLEAT® BELT CLEATS	72-75
General Cleat Information.....	72
Mechanical Cleats.....	73-74
Bondable Cleats	75
FLEXCO® BOLT HINGED FASTENERS	76-81
Flexco® Bolt Hinged Fastening System Overview.....	76
No. 375X Fasteners.....	77
No. 550.....	78
Hinge Pins	79
Installation Tools	80-81
FLEXCO® RIVET HINGED FASTENERS	82-94
Flexco® Rivet Hinged Fastening System Overview.....	82
Flexco® R2 Medium-Duty Rivet Hinged Fasteners	83
Fasteners	84-85
Rivets, Hinge Pins.....	86-90
Installation Tools	91-94
FLEXCO® SOLID PLATE FASTENERS	95-100
Flexco® Solid Plate Fastening System Overview.....	95
Fasteners	96
Installation Tools	97-98
Rip Repair	99
Extra Bolts and Nuts.....	100
FLEXCO® RIVET PLATE FASTENERS	101-106
Flexco® Rivet Solid Plate Fastening System Overview	101
Fasteners, Rivets.....	102-103
Installation Tools	104-106
HEAVY-DUTY BELT MAINTENANCE AND SAFETY TOOLS	107-111
Tools and Accessories	107
Belt Cutters.....	108
Belt Clamps, Belt Skiver.....	109-110
Belt Lifter	111
BELT CONVEYOR PRODUCTS	112-114
Belt Positioner™, PTEZ™ Belt Trainer.....	112
Belt Plows.....	113
Skirt Clamps.....	114
APPENDIX (MEASUREMENT CONVERSIONS)	115
INDEX	116-147
By Ordering Number	116-136
By Item Code.....	137-147



How Clipper® Hooks Work

The Clipper® Hook design incorporates a double-staggered grip pattern that gives wire hooks exceptional holding power without degrading the integrity of the belt carcass. The points of the fastener pass through the belt carcass and are formed over, locking the carcass between them.

This low profile splice is highly compatible with conveyor components and compliant with the need for reduced operating noise. Additional splice strength and consistency of splice installation is obtained through precision machine application.

Applications	Installation Method	What You Need for Installation
<ul style="list-style-type: none"> • Package and Parts Handling • Food Processing • Checkout Counters • Commercial Laundries • Filter Media • Agriculture 	<p>Depending on the application, Clipper® Hooks can be installed with on-site maintenance lacers such as the Roller Lacer®, Roller Lacer® Gold Class™, or Microlacer®, Production Lacers for high volume lacing (Pro 400, Pro 600, Pro 6000, or Electric Hydraulic Lacers), or Specialty Lacers such as the Plier-Tape Lacer, Vice Lacer, Baler Belt Lacer. Please contact Flexco to discuss your application.</p>	<ul style="list-style-type: none"> • Hooks • Hinge Pin • Installation Tool
How to Specify the Correct Clipper® Fastener	Fastener Metal Selection	Hinge Pin Selection
<ol style="list-style-type: none"> 1. Measure your Belt Thickness (PIW). 2. Measure the Diameter of the Smallest Pulley in your Drive with Belt Wrap more than 90°. 3. Using the selection chart on page 6, identify possible hook choices. 4. Narrow selections by selecting desired wire diameter. <ul style="list-style-type: none"> • Larger wire diameter provides greater strength and abrasion resistance. • Smaller wire diameter provides less noise and less wear on conveyor components. 5. If multiple choices remain, select either carded or Unibar® style fastener. 	<p>Galvanized Steel. For basic applications, galvanized steel is recommended.</p> <p>Stainless Steel. Type 430 and Type 316 Stainless Steel offers more resistance than steel to abrasion, acids, chemicals, rusting, and magnetic attraction.</p> <p>High Tensile. Added abrasion resistance and fastener retention strength.</p> <p>Specialty Metal.</p> <ul style="list-style-type: none"> • Coated Steel • Rectangular High Tensile • Monel® • Inconel® • Phosphor Bronze • Hastelloy 	<p>DSS DuraStainless™ - stainless spring steel core with filled nylon coating for superior abrasion resistance, flat belts only.</p> <p>DL Duralink™ - braided stainless cable with filled nylon coating for superior abrasion resistance, crowned pulley or troughed belts.</p> <p>NY Nylosteel - spring steel core with nylon coating for use with galvanized or high tensile fasteners, flat belts only.</p> <p>NYS Nylostainless - stainless spring steel core with nylon coating for use with stainless steel fasteners, flat belts only.</p> <p>NCS Nylon Covered Stainless Steel Cable - braided stainless cable with nylon coating for applications with stainless fasteners, crowned pulley or troughed belts.</p>

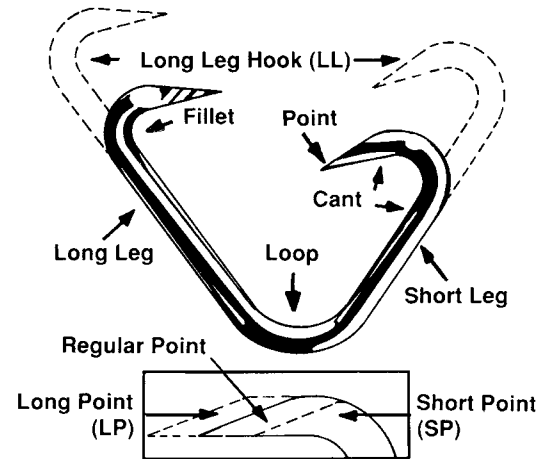
Please see page 6 for Clipper Fastener selection chart.

General Hook Information



HOW TO SELECT THE PROPER HOOK SIZE

1. Measure the belt thickness and pulley diameter.
2. Determine the possible options that could be used, based on the chart on page 6.
3. Select the proper hook from the specification chart.
4. If hook specifications overlap into more than one size, select the fastener which best meets your needs. **NOTE:** If maximum strength is of primary importance, choose the hook with the largest diameter wire. If low profile is needed select the hook with the smallest diameter wire.
5. Select the type of metal which best fits your application requirements.



SPECIAL LENGTH CARDS

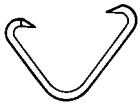
Clipper® hooks can be ordered in special length cards or Unibar® strips for specific applications. This eliminates time consuming card cutting by hand.

All special length cards are shipped without pins.

Please call Customer Service for pricing and lead times.

FASTENER MATERIAL CHARACTERISTICS

METAL	MAGNETIC	ABRASION RESISTANCE	CHEMICAL RESISTANCE	RUST RESISTANCE	SPARKING/ NON-SPARKING	AVAILABLE CLIPPER SIZES
Galvanized	Yes	Good	Poor	Good	Sparking	25, 1, 2-7
Coated Steel	Yes	Good	Poor	Poor	Sparking	U2-U3
Steel	Yes	Good	Poor	Poor	Sparking	U4-U7
High Tensile Steel	Yes	Good to Excellent	Fair	Good	Sparking	1, 2-7
Rectangular High Tensile Steel	Yes	Good to Excellent	Fair	Good	Sparking	4-1/2
Stainless Rectangular High Tensile	Yes	Good to Excellent	Fair to Good	Good	Sparking	U3
430 Stainless Steel	Yes	Good	Fair to Good	Good	Sparking	1, 2-7, UX-1, U2SP - U7
316L Stainless Steel	Slightly	Good	Good to Excellent	Excellent	Sparking	25, 30, 36, 1, 2-7, UX-1, UCM36, UA2, UA3
Monel® 400	Slightly	Fair	Excellent	Excellent	Sparking	25, 1, 2-4
Phosphor Bronze	No	Good	Poor	Good	Non-sparking	2-4
Hastelloy C-22	No	Good	Excellent	Excellent	Sparking	36, UCM



Clipper® Hook and Pin Selection Chart

FASTENER AND PIN SIZE SELECTION CHART														
Minimum Pulley Diameter	Wire Diameter	Hinge Pin Size	Belt Thickness											
			Up to .047" 3/64"	.063" 1/16"	.093" 3/32"	.125" 1/8"	.156" 5/32"	.187" 3/16"	.219" 7/32"	.25" 1/4"	.281" 9/32"	.313" 5/16"	.343" 11/32"	.39" 25/64"
			1.2 mm	1.6 mm	2.4 mm	3.2 mm	4.0 mm	4.8 mm	5.6 mm	6.4 mm	7.1 mm	7.9 mm	9.0 mm	10.0 mm
15/16" 24 mm	.025"	.065"/1.7 mm	25SP*											
	.025"	.065"/1.7 mm	25											
	.036" x .027"	.065"/1.7 mm	UCM36SL XSP											
	.036" x .027"	.065"/1.7 mm		UCM36SL SP										
	.025"	.065"/1.7 mm			25LP*									
2" 51 mm	.036" x .027"	.065"/1.7 mm	UCM36 XSP											
	.030"	.065"/1.7 mm		30*										
	.036" x .027"	.065"/1.7 mm			UCM36 SP*									
	.036" x .027"	.065"/1.7 mm			36 SP*									
	.040"	.065"/1.7 mm			1 XSP*									
	.030"	.065"/1.7 mm				30P*								
	.040"	.065"/1.7 mm				UX-1 SP*								
	.036" x .027"	.065"/1.7 mm				UCM36*								
	.036" x .027"	.065"/1.7 mm					36*							
	.040"	.065"/1.7 mm					1 SP*							
	.036" x .027"	.065"/1.7 mm						UCM36 LP*						
	.040"	.065"/1.7 mm						1*						
	.040"	.065"/1.7 mm						UX-1*						
	.047"	.093"/2.4 mm						UA2						
	.054"	.093"/2.4 mm						U2 SP						
	.054"	.093"/2.4 mm							2SP					
	.054"	.093"/2.4 mm								U2				
.054"	.093"/2.4 mm								2					
.047"	.093"/2.4 mm								UA3					
3" 76 mm	.054"	.093"/2.4 mm						U3-1						
	.054"	.093"/2.4 mm							3-1					
	.054"	.093"/2.4 mm								U3-2				
	.054"	.093"/2.4 mm									3			
	.054"	.093"/2.4 mm									U3			
4" 102 mm	.054"	.109"/2.8 mm												
	.054"	.125"/3.2 mm												
	.054"	.109"/2.8 mm												
	.054"	.109"/2.8 mm												
	.054"	.125"/3.2 mm												
5" 127 mm	.054"	.125"/3.2 mm												
	.054"	.125"/3.2 mm												
6" 152 mm	.054"	.156"/4.0 mm												
	.054"	.156"/4.0 mm												
7" 175 mm	.054"	.156"/4.0 mm												
	.054"	.156"/4.0 mm												

*Long Leg available. Allow for 1" (25 mm) larger minimum pulley diameter.

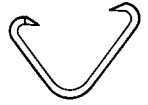
Hook Abbreviations: SL – Short Leg XSP – Extra Short Point LP – Long Point
LL – Long Leg SP – Short Point

FOR BELTS WITH MECHANICAL FASTENER RATINGS UP TO:

Hook Series	PIW	kN/m
# 25	60	10.3
# 36	75	12.9
# 1 (40)	75	12.9
Regular (54)	125	21.5
4 1/2 RHTX	200	34.4

Note: Fastener ratings are subject to many variables including belt composition, age, speed, cycles, etc. These ratings are conservative and are intended to serve as a general guide in determining the appropriate fastener for the application.

Clipper® Regular (54) Series Carded Hooks



FASTENERS

GALVANIZED - 12" LENGTHS

HOOK SIZE	ORDERING NUMBER (BOX)	ITEM CODE	WT. PER BOX LBS.	HOOKS PER CARD	CARDS PER BOX	LACING INCHES PER BOX
2SP	2SPG	02168	1.2	84	12	144
2	2G	02154	1.2	84	12	144
3-1	3-1G	02196	1.3	84	12	144
3	3G	02182	1.3	84	12	144
3-4-1/2	3-4-1/2G	02206	1.3	84	12	144
4	4G	02216	1.4	84	12	144
4-2	4-2G	02232	1.4	84	12	144
4-1/2	4-1/2G	02300	1.5	84	12	144
5-3	5-3G	02339	1.8	84	12	144
5	5G	02323	1.8	84	12	144
6	6G	02348	2.2	84	12	144
7	7G	02363	2.3	84	12	144
WITH PINS						
2SP	2SPGNY	02169	1.2	84	12	144
2	2GNY	02155	1.2	84	12	144
3-1	3-1GNY	02197	1.3	84	12	144
3	3GNY	02183	1.3	84	12	144
3-4-1/2	3-4-1/2GNY	02210	1.3	84	12	144
4	4GNY	02217	1.4	84	12	144
4-2	4-2GNY	02233	1.4	84	12	144
4-1/2	4-1/2GW	02301	1.4	84	12	144
5	5GW	18227	1.8	84	12	144
6	6GW	18228	2.2	84	12	144
7	7GW	02365	2.3	84	12	144

NOTE: For Regular (54) Series Carded Hooks, wire diameter = .054" (1.4 mm).

For extra pin material see pages 17-19.

HIGH TENSILE - WITHOUT PINS - 12" LENGTHS


HOOK SIZE	ORDERING NUMBER (BOX)	ITEM CODE	WT. PER BOX LBS.	HOOKS PER CARD	CARDS PER BOX	LACING INCHES PER BOX
2SP	2SPHT	02173	1.2	84	12	144
2	2HT	02161	1.2	84	12	144
3-1	3-1HT	02198	1.3	84	12	144
3	3HT	02189	1.3	84	12	144
3	3HT-WIDE	05362	1.3	84	12	144
4	4HT	02223	1.4	84	12	144
4-2	4-2HT	02295	1.4	84	12	144
4-1/2-3	4-1/2-3HT	02316	1.4	84	12	144
4-1/2	4-1/2HT	02307	1.5	84	12	144
5-3	5-3HT	02342	1.8	84	12	144
5	5HT	02330	1.8	84	12	144
6	6HT	02355	2.2	84	12	144


RECTANGULAR HIGH TENSILE - WITHOUT PINS - 12" LENGTHS

HOOK SIZE	ORDERING NUMBER (BOX)	ITEM CODE	WT. PER BOX LBS.	HOOKS PER CARD	CARDS PER BOX	LACING INCHES PER BOX
4-1/2-3	4-1/2-3RHTX	02432	2.3	84	12	144
4-1/2	4-1/2RHTX	02429	2.3	84	12	144

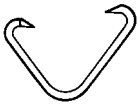
CLIPPER® ORDERING NUMBER REFERENCE

XSP	Extra Short Point
SP	Short Point
LP	Long Point
XLP	Extra Long Point
LL	Long Leg
SL	Short Leg
G	Galvanized
HT	High Tensile
RHTX	Rectangular Wire
S	430 Stainless Steel
SS	316 Stainless Steel

 Stock Items (non-shaded) standard lead time is 3 working days.

 Made To Order Items (shaded) extended lead time, minimum order may apply.

Special Metals and Special Length Cards are available. Request quote for price and delivery.



Clipper® Regular (54) Series Carded Hooks

FASTENERS

430 STAINLESS - 12" LENGTHS

2-7	HOOK SIZE	ORDERING NUMBER (BOX)	ITEM CODE	WT. PER BOX LBS.	HOOKS PER CARD	CARDS PER BOX	LACING INCHES PER BOX
	WITHOUT PINS						
	2SP	2SPS	02170	1.2	84	12	144
	2	2S	02157	1.2	84	12	144
	3-1	3-1S	02195	1.3	84	12	144
	3	3S	02185	1.3	84	12	144
	4	4S	02219	1.4	84	12	144
	4-2	4-2S	02234	1.4	84	12	144
	4-1/2	4-1/2S	02303	1.5	84	12	144
	5-3	5-3S	02341	1.8	84	12	144
	5	5S	02326	1.8	84	12	144
	6	6S	02351	2.2	84	12	144
	7	7S	02367	2.3	84	12	144
WITH PINS							
	2SP	2SPSNYS	02171	1.2	84	12	144
	2	2SNYS	02158	1.2	84	12	144
	3	3SNYS	02186	1.3	84	12	144
	4	4SNYS	02220	1.4	84	12	144
	4-2	4-2SNYS	02294	1.4	84	12	144
	4-1/2	4-1/2-SW	02304	1.5	84	12	144
	5	5SW	02327	1.8	84	12	144
	6	6SW	02352	2.2	84	12	144
	7	7SW	02368	2.3	84	12	144

NOTE: For Regular (54) Series Carded Hooks, wire diameter = .054" (1.4 mm).

For extra pin material see pages 17-19.

316L STAINLESS - WITHOUT PINS - 12" LENGTHS

2-7	HOOK SIZE	ORDERING NUMBER (BOX)	ITEM CODE	WT. PER BOX LBS.	HOOKS PER CARD	CARDS PER BOX	LACING INCHES PER BOX
		2SP	2SPSS	02172	1.2	84	12
	2	2SS	02159	1.2	84	12	144
	3-1	3-1SS	02397	1.3	84	12	144
	3	3SS	02187	1.3	84	12	144
	4	4SS	02221	1.4	84	12	144
	4-1/2	4-1/2SS	02305	1.5	84	12	144
	5	5SS	02328	1.8	84	12	144
	6	6SS	02353	2.2	84	12	144
	7	7SS	02370	2.3	84	12	144

BRONZE - WITHOUT PINS - 12" LENGTHS

2-4	HOOK SIZE	ORDERING NUMBER (BOX)	ITEM CODE	WT. PER BOX LBS.	HOOKS PER CARD	CARDS PER BOX	LACING INCHES PER BOX
		2SP	2SPB	02175	1.2	84	12
	2	2B	02164	1.2	84	12	144
	3	3B	02193	1.3	84	12	144
	4	4B	02227	1.4	84	12	144

MONEL® - WITHOUT PINS - 12" LENGTHS

2-4-1/2	HOOK SIZE	ORDERING NUMBER (BOX)	ITEM CODE	WT. PER BOX LBS.	HOOKS PER CARD	CARDS PER BOX	LACING INCHES PER BOX
		3	3M	02191	1.3	84	12
	4	4M	02225	1.4	84	12	144
	4-1/2	4-1/2M	02310	1.5	84	12	144

Clipper® Point-of-Purchase Baler Hooks



POINT-OF-PURCHASE FASTENERS*

BELT WIDTH	ORDERING NUMBER (BOX)	ITEM CODE	WT. PER BOX LBS.	HOOKS PER CARD	CARDS PER BOX	PINS PER BOX	MIN. ORDER QTY.
#4½ RECTANGULAR HIGH TENSILE							
4"	4-1/2RHTX(26)W-8	01831	1.1	26	8	4	50
6 ½"	4-1/2RHTX(41)W-4	01846	1.1	41	4	2	50
7"	4-1/2RHTX(45)W-4	01847	1.1	45	4	2	50
#4½ - 3 POINT RECTANGULAR HIGH TENSILE							
7"	4-1/2-3RHTX(45)W-4	01848	1.1	45	4	2	50
#4½ - 4 POINT RECTANGULAR HIGH TENSILE							
6 ½"	4-1/2-4RHTX(42)W-4	01849	1.1	42	4	2	50
#3 - 4½ GALVANIZED							
4"	3-4-1/2G(26)W-8	01853	1.1	26	8	4	50
6 ½"	3-4-1/2G(42)W-4	01854	1.1	42	4	2	50
10"	3-4-1/2G(67)-10POP	02209	1.3	67	10	0	25

For extra pin material see pages 17-19.

* NOTE: Point-of-Purchase Baler hooks are made to order (shaded) and have a three week lead time. Boxes include pre-cut Duralink™ Pins as indicated.

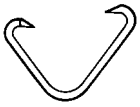
Stock Items (non-shaded) standard lead time is 3 working days.

Made To Order Items (shaded) extended lead time, minimum order may apply.

Special Metals and Special Length Cards are available. Request quote for price and delivery.

CLIPPER® ORDERING NUMBER REFERENCE

XSP	Extra Short Point
SP	Short Point
LP	Long Point
XLP	Extra Long Point
LL	Long Leg
SL	Short Leg
G	Galvanized
HT	High Tensile
RHTX	Rectangular Wire
S	430 Stainless Steel
SS	316 Stainless Steel



Clipper® 1 (40) Series Carded Hooks

FASTENERS

GALVANIZED - 6" LENGTHS

1 SERIES	HOOK SIZE	ORDERING NUMBER (BOX)	ITEM CODE	WT. PER BOX LBS.	HOOKS PER CARD	CARDS PER BOX	LACING INCHES PER BOX	
	WITHOUT PINS							
	1XSP (1D)	1XSPG6	02118	0.6	50	24	144	
	1SP (1A)	1SPG6	02267	0.6	50	24	144	
	1	1G6	02072	0.6	50	24	144	
	1LLXSP (1DLL)	1LLXSPG6	02119	0.6	50	24	144	
	1LLSP (1ALL)	1LLSPG6	02268	0.6	50	24	144	
	1LL	1LLG6	02073	0.6	50	24	144	
	WITH PINS							
	1XSP (1D)	1XSPG6NY	02120	0.6	50	24	144	
1SP (1A)	1SPG6NY	02269	0.6	50	24	144		
1	1G6NY	02075	0.6	50	24	144		
1LL	1LLG6NY	02076	0.6	50	24	144		

NOTE: For 1 (40) Series Carded Hooks, wire diameter = .040" (1.0 mm).

For extra pin material see pages 17-19.

GALVANIZED - 12" LENGTHS

1 SERIES	HOOK SIZE	ORDERING NUMBER (BOX)	ITEM CODE	WT. PER BOX LBS.	HOOKS PER CARD	CARDS PER BOX	LACING INCHES PER BOX	
	WITHOUT PINS							
	1XSP (1D)	1XSPG12	02139	0.6	96	12	144	
	1SP (1A)	1SPG12	02283	0.6	96	12	144	
	1	1G12	02100	0.6	96	12	144	
	1LLXSP (1DLL)	1LLXSPG12	02140	0.6	96	12	144	
	1LLSP (1ALL)	1LLSPG12	02284	0.6	96	12	144	
	1LL	1LLG12	02101	0.6	96	12	144	
	WITH PINS							
	1XSP (1D)	1XSPG12NY	02141	0.6	96	12	144	
1SP (1A)	1SPG12NY	02285	0.6	96	12	144		
1	1G12NY	02102	0.6	96	12	144		
1LL	1LLG12NY	02103	0.6	96	12	144		

HIGH TENSILE - WITHOUT PINS

1 SERIES	HOOK SIZE	ORDERING NUMBER (BOX)	ITEM CODE	WT. PER BOX LBS.	HOOKS PER CARD	CARDS PER BOX	LACING INCHES PER BOX	
	6" LENGTHS							
	1XSP (1D)	1XSPHT6	02133	0.6	50	24	144	
	1SP (1A)	1SPHT6	02278	0.6	50	24	144	
	1	1HT6	02089	0.6	50	24	144	
	1LL	1LLHT6	02090	0.6	50	24	144	
	12" LENGTHS							
	1XSP (1D)	1XSPHT12	02149	0.6	96	12	144	
	1SP (1A)	1SPHT12	02113	0.6	96	12	144	
	1	1HT12	02242	0.6	96	12	144	
1LLXSP (1DLL)	1LLXSPHT12	02150	0.6	96	12	144		
1LLSP (1ALL)	1LLSPHT12	02114	0.6	96	12	144		
1LL	1LLHT12	02243	0.6	96	12	144		

Clipper® 1 (40) Series Carded Hooks



FASTENERS

430 STAINLESS - 6" LENGTHS

1 SERIES	HOOK SIZE	ORDERING NUMBER (BOX)	ITEM CODE	WT. PER BOX LBS.	HOOKS PER CARD	CARDS PER BOX	LACING INCHES PER BOX
	WITHOUT PINS						
	1XSP (1D)	1XSPS6	02126	0.6	50	24	144
	1SP (1A)	1SPS6	02272	0.6	50	24	144
	1	1S6	02079	0.6	50	24	144
	1LL	1LLS6	02080	0.6	50	24	144
	WITH PINS						
	1XSP (1D)	1XSPS6NYS	02128	0.6	50	24	144
	1SP (1A)	1SPS6NYS	02274	0.6	50	24	144
	1	1S6NYS	02081	0.6	50	24	144
1LL	1LLS6NYS	02082	0.6	50	24	144	

NOTE: For 1 (40) Series Carded Hooks wire diameter = .040" (1.0 mm).


For extra pin material see pages 17-19.


430 STAINLESS - 12" LENGTHS

1 SERIES	HOOK SIZE	ORDERING NUMBER (BOX)	ITEM CODE	WT. PER BOX LBS.	HOOKS PER CARD	CARDS PER BOX	LACING INCHES PER BOX
	WITHOUT PINS						
	1XSP (1D)	1XSPS12	02143	0.6	96	12	144
	1SP (1A)	1SPS12	02287	0.6	96	12	144
	1	1S12	02104	0.6	96	12	144
	1LLXSP (1DLL)	1LLXSPS12	02144	0.6	96	12	144
	1LLSP (1ALL)	1LLSPS12	02288	0.6	96	12	144
	1LL	1LLS12	02105	0.6	96	12	144
	WITH PINS						
	1XSP (1D)	1XSPS12NYS	02145	0.6	96	12	144
1SP (1A)	1SPS12NYS	02289	0.6	96	12	144	
1	1S12NYS	02106	0.6	96	12	144	

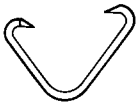
316L STAINLESS - WITHOUT PINS

1 SERIES	HOOK SIZE	ORDERING NUMBER (BOX)	ITEM CODE	WT. PER BOX LBS.	HOOKS PER CARD	CARDS PER BOX	LACING INCHES PER BOX
	6" LENGTHS						
	1XSP (1D)	1XSPSS6	02130	0.6	50	24	144
	1SP (1A)	1SPSS6	02275	0.6	50	24	144
	1	1SS6	02083	0.6	50	24	144
	1LL	1LLSS6	02084	0.6	50	24	144
	12" LENGTHS						
	1XSP (1D)	1XSPSS12	02146	0.6	96	12	144
	1SP (1A)	1SPSS12	02110	0.6	96	12	144
	1	1SS12	02239	0.6	96	12	144
1LLXSP (1DLL)	1LLXSPSS12	02147	0.6	96	12	144	
1LLSP (1ALL)	1LLSPSS12	02111	0.6	96	12	144	
1LL	1LLSS12	02240	0.6	96	12	144	

 **Stock Items** (non-shaded) standard lead time is 3 working days.

 **Made To Order Items** (shaded) extended lead time, minimum order may apply.

Special Metals and **Special Length Cards** are available.
Request quote for price and delivery.



Clipper® 36, 30, & AP Series Hooks

FASTENERS

316L STAINLESS - WITHOUT PINS - 12" LENGTHS

36	HOOK SIZE	ORDERING NUMBER (BOX)	ITEM CODE	WT. PER BOX LBS.	HOOKS PER CARD	CARDS PER BOX	LACING INCHES PER BOX
	36SP	36SPSS	02382	0.8	120	12	144
36LLSP	36LLSPSS	02383	1.0	120	12	144	
36	36SS	02378	0.8	120	12	144	
36LL	36LLSS	02379	0.8	120	12	144	
36LLLP	36LLLPSS	02386	0.8	120	12	144	

NOTE: For 36 Series Hooks
wire diameter = .036" x .027"
(0.9 mm x 0.7 mm).

For 30 Series Hooks
wire diameter = .030" (0.8 mm).

For AP Series Hooks,
wire diameter = .047" (1.2 mm).

For extra pin material see pages 17-19.

HASTELLOY - WITHOUT PINS - 12" LENGTHS

36	HOOK SIZE	ORDERING NUMBER (BOX)	ITEM CODE	WT. PER BOX LBS.	HOOKS PER CARD	CARDS PER BOX	LACING INCHES PER BOX
	36SP	36SPH	02384	0.8	120	12	144
36LLSP	36LLSPH	02385	1.0	120	12	144	
36	36H	02380	0.8	120	12	144	
36LL	36LLH	02381	1.0	120	12	144	

CLIPPER® ORDERING NUMBER REFERENCE

XSP	Extra Short Point
SP	Short Point
LP	Long Point
XLP	Extra Long Point
LL	Long Leg
SL	Short Leg
G	Galvanized
HT	High Tensile
RHTX	Rectangular Wire
S	430 Stainless Steel
SS	316 Stainless Steel

316L STAINLESS – WITHOUT HINGE PINS – 12" LENGTHS

30	ORDERING NUMBER (BOX)	ITEM CODE	WT. PER BOX LBS.	HOOKS PER CARD	CARDS PER BOX	LACING INCHES PER BOX
	30SS	18180	1.0	120	24	288
30PSS	18181	1.0	120	24	288	
30LSS	18182	1.2	120	24	288	
30LPSS	18183	1.3	120	24	288	

AP CARDED HOOKS LOW PROFILE 316 STAINLESS – WITHOUT HINGE PINS – 12" LENGTHS

4-6	ORDERING NUMBER (BOX)	ITEM CODE	WT. PER BOX LBS.	HOOKS PER CARD	CARDS PER BOX	LACING INCHES PER BOX
	4APSS	18904	1.4	84	12	144
5APSS	18905	1.5	84	12	144	
6APSS	18906	1.8	84	12	144	
6APPSS	18907	1.9	84	12	144	

Clipper® 25 Series Hooks



FASTENERS

GALVANIZED - 6" LENGTHS

25 SERIES	HOOK SIZE	ORDERING NUMBER (BOX)	ITEM CODE	WT. PER BOX LBS.	HOOKS PER CARD	CARDS PER BOX	LACING INCHES PER BOX	
	WITHOUT PINS							
	25	25G6	01746	0.8	85	48	288	
	25LP	25LPG6	01985	0.8	85	48	288	
	25LL	25LLG6	01748	0.8	85	24	144	
	WITH PINS							
	25	25G6NY	01752	0.8	85	48	288	
	25LP	25LPG6NY	01987	0.8	85	48	288	
	25LL	25LLG6NY	01754	0.8	85	24	144	

NOTE: For 25 Series Hooks, wire diameter = .025" (.64 mm).

For extra pin material see pages 17-19.

GALVANIZED - 12" LENGTHS

25 SERIES	HOOK SIZE	ORDERING NUMBER (BOX)	ITEM CODE	WT. PER BOX LBS.	HOOKS PER CARD	CARDS PER BOX	LACING INCHES PER BOX	
	WITHOUT PINS - 12 Cards/Box							
	25	25G12	01810	0.8	179	12	144	
	25LP	25LPG12	02006	0.8	179	12	144	
	25LL	25LLG12	01811	1.1	179	12	144	
	WITH PINS - 12 Cards/Box							
	25	25G12NY	01813	0.8	179	12	144	
	25LP	25LPG12NY	02008	0.8	179	12	144	
	25LL	25LLG12NY	01814	1.1	179	12	144	

CLIPPER® ORDERING NUMBER REFERENCE

XSP	Extra Short Point
SP	Short Point
LP	Long Point
XLP	Extra Long Point
LL	Long Leg
SL	Short Leg
G	Galvanized
HT	High Tensile
RHTX	Rectangular Wire
S	430 Stainless Steel
SS	316 Stainless Steel

316L STAINLESS - 6" LENGTHS

25 SERIES	HOOK SIZE	ORDERING NUMBER (BOX)	ITEM CODE	WT. PER BOX LBS.	HOOKS PER CARD	CARDS PER BOX	LACING INCHES PER BOX	
	WITHOUT PINS							
	25	25SS6	01764	0.8	85	48	288	
	25LP	25LPSS6	01990	0.8	85	48	288	
	25LL	25LLSS6	01766	0.8	85	24	144	
	WITH PINS							
	25	25SS6NYS	01772	0.8	85	48	288	
	25LP	25LPSS6NYS	01993	0.8	85	48	288	
	25LL	25LLSS6NYS	01774	0.8	85	24	144	

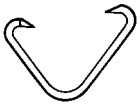
316L STAINLESS - 12" LENGTHS

25 SERIES	HOOK SIZE	ORDERING NUMBER (BOX)	ITEM CODE	WT. PER BOX LBS.	HOOKS PER CARD	CARDS PER BOX	LACING INCHES PER BOX	
	WITHOUT PINS - 12 Cards/Box							
	25	25SS12	01817	0.8	179	12	144	
	25LP	25LPSS12	02010	0.8	179	12	144	
	25LL	25LLSS12	01818	0.8	179	12	144	
	WITH PINS - 12 Cards/Box							
	25	25SS12NYS	01821	0.8	179	12	144	
	25LP	25LPSS12NYS	02012	0.8	179	12	144	

Stock Items (non-shaded) standard lead time is 3 working days.

Made To Order Items (shaded) extended lead time, minimum order may apply.

Special Metals and Special Length Cards are available. Request quote for price and delivery.



Clipper® 25 Series Hooks

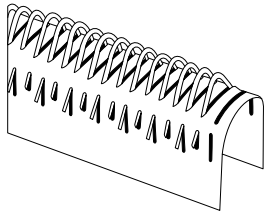
PRECUT #25 HOOKS (with Pins)

NOTE: #25 Hooks are available with Long Point. Contact Customer Service for information.

For extra pin material see pages 17-19.

25 SERIES	GALVANIZED						NYLOSTEEL PINS		NYLON PLUS PINS	
	BELT WIDTH		WT. PER BOX LBS.	HOOKS PER CARD	CARDS PER BOX	LACING INCHES PER BOX	ORDERING NUMBER (BOX)	ITEM CODE	ORDERING NUMBER (BOX)	ITEM CODE
	in.	mm.								
	11/32	8.5	0.2	3 & 4	200	69	25G11/32NY	01805	25G11/32NP	01808
	7/16	11	0.2	4 & 5	200	87.5	25G7/16NY	01833	25G7/16NP	01835
	1/2	12.5	0.2	5 & 6	200	100	25G1/2NY	01837	25G1/2NP	01839
	5/8	16	0.3	7 & 8	200	125	25G5/8NY	01841	25G5/8NP	01843
	3/4	19	0.3	8 & 9	200	150	25G3/4NY	01859	25G3/4NP	01862
	7/8	22.5	0.4	10 & 11	200	175	25G7/8NY	01864	25G7/8NP	01867
	1	25.5	0.5	12 & 13	200	200	25G1NY	01871	25G1NP	01876
	1-1/4	32	0.6	15 & 16	200	250	25G1-1/4NY	01884	25G1-1/4NP	01888
	1-1/2	38.5	0.7	19 & 20	200	300	25G1-1/2NY	01891	25G1-1/2NP	01895
	1-3/4	44.5	0.8	22 & 23	200	350	25G1-3/4NY	01911		
	1-7/8	48	0.9	24 & 25	200	375	25G1-7/8NY	01917	25G1-7/8NP	01924
	2	51	0.9	26 & 27	200	400	25G2NY	01926	25G2NP	01936
	2-1/4	57.5	1.1	30 & 31	200	450	25G2-1/4NY	01939		
	2-1/2	63.5	1.1	33 & 34	200	500	25G2-1/2NY	01946	25G2-1/2NP	01950
	2-3/4	70	1.3	37 & 38	200	550	25G2-3/4NY	01954		
	3	76.5	1.4	39 & 40	200	600	25G3NY	01963	25G3NP	01975
	3-1/4	83	0.8	42 & 43	100	325	25G3-1/4NY	01828		
	3-1/2	89	0.8	46 & 47	100	350	25G3-1/2NY	01786	25G3-1/2NP	01795
	4	102	1.0	54 & 55	100	400	25G4NY	01732	25G4NP	01739
	4-1/2	115	1.2	61 & 62	100	450	25G4-1/2NY	01798	25G4-1/2NP	01803

25 SERIES	316L STAINLESS STEEL						NYLOSTEEL PINS		NYLON PLUS PINS	
	BELT WIDTH		WT. PER BOX LBS.	HOOKS PER CARD	CARDS PER BOX	LACING INCHES PER BOX	ORDERING NUMBER (BOX)	ITEM CODE	ORDERING NUMBER (BOX)	ITEM CODE
	in.	mm.								
	5/8	16	0.3	7 & 8	200	125	25SS5/8NYS	01845		
	3/4	19	0.3	8 & 9	200	150	25SS3/4NYS	01861		
	1	25.5	0.5	12 & 13	200	200	25SS1NYS	01879		
	1-1/4	32	0.6	15 & 16	200	250	25SS1-1/4NYS	01887	25SS1-1/4NP	01907
	1-1/2	38.5	0.7	19 & 20	200	300	25SS1-1/2NYS	01898	25SS1-1/2NP	01771
	1-7/8	48	0.9	24 & 25	200	375	25SS1-7/8NYS	01920		
	2	51	0.9	26 & 27	200	400	25SS2NYS	01933		
	2-1/4	57.5	1.1	30 & 31	200	450	25SS2-1/4NYS	01941		
	2-1/2	63.5	1.1	33 & 34	200	500	25SS2-1/2NYS	01949	25SS2-1/2NP	01952
	2-3/4	70	1.3	37 & 38	200	550	25SS2-3/4NYS	01958		
	3	76.5	1.4	39 & 40	200	600	25SS3NYS	01970	25SS3NP	01977
	3-1/2	89	0.8	46 & 47	100	350	25SS3-1/2NYS	01793		
	4	102	1.0	54 & 55	100	400	25SS4NYS	01744		



See pages 29-31 for Clipper® Laundry Patch System.

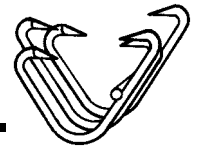
Stock Items (non-shaded) standard lead time is 3 working days.

Made To Order Items (shaded) extended lead time, minimum order may apply.

Special Metals and Special Length Cards are available. Request quote for price and delivery.

CLIPPER® ORDERING NUMBER REFERENCE

XSP	Extra Short Point
SP	Short Point
LP	Long Point
XLP	Extra Long Point
LL	Long Leg
SL	Short Leg
G	Galvanized
HT	High Tensile
RHTX	Rectangular Wire
S	430 Stainless Steel
SS	316 Stainless Steel



430 STAINLESS - WITHOUT PINS

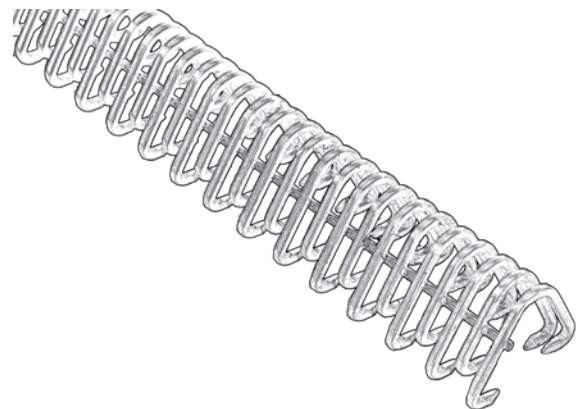
UX-1, U2SP-U7	HOOK SIZE	ORDERING NUMBER (BOX)	ITEM CODE	WT. PER BOX LBS.	HOOKS PER STRIP	STRIPS PER BOX	LACING INCHES PER BOX	
	6" STRIPS - 24 STRIPS PER BOX							
	UX-1SP	UX1SPS6	01183	0.7	44	24	144	
	UX-1	UX1S6	01178	0.7	44	24	144	
	U3-1	U3-1S6	01143	1.3	38	24	144	
	U3-2	U3-2S6	01230	1.3	38	24	144	
	U3	U3S6	01254	1.3	38	24	144	
	12" STRIPS - 12 STRIPS PER BOX							
	UX-1SP	UX1SPS12	01184	0.7	96	12	144	
	UX-1	UX1S12	01179	0.8	96	12	144	
UX-1LLSP	UX1LLSPS12	01338	1.0	96	12	144		
UX-1LL	UX1LLS12	01336	1.0	96	12	144		
U2SP	U2SPS12	18851	1.2	84	12	144		
U2	U2S12	18400	1.2	84	12	144		
U3	U3S12	01255	1.3	84	12	144		
U3-1	U3-1S12	01144	1.3	84	12	144		
U3-2	U3-2S12	01231	1.3	84	12	144		
U4	U4S12	01283	1.7	84	12	144		
U5	U5S12	01305	1.8	84	12	144		
U6	U6S12	18404	1.9	84	12	144		
U7	U7S12	01294	2.0	84	12	144		
24" STRIPS - 10 STRIPS PER BOX								
UX-1SP	UX1SPS24	01355	1.3	188	10	240		
UX-1	UX1S24	01356	1.3	188	10	240		
UX-1LLSP	UX1LLSPS24	01359	1.4	188	10	240		
UX-1LL	UX1LLS24	01360	1.4	188	10	240		
U2SP	U2SPS24	18854	2.0	162	10	240		
U2	U2S24	18477	2.0	162	10	240		
U3-1	U3-1S24	01363	2.2	162	10	240		
U3-2	U3-2S24	01361	2.2	162	10	240		
U3	U3S24	18478	2.2	162	10	240		
U4	U4S24	18479	2.5	162	10	240		
U5	U5S24	01351	2.8	162	10	240		
U6	U6S24	05414	3.0	162	10	240		

COATED STEEL™ - WITHOUT PINS

U1-U5	HOOK SIZE	ORDERING NUMBER (BOX)	ITEM CODE	WT. PER BOX LBS.	HOOKS PER STRIP	STRIPS PER BOX	LACING INCHES PER BOX	
	6" STRIPS - 24 STRIPS PER BOX							
	U3-1	U3-1C6	01137	1.3	38	24	144	
	U3-2	U3-2C6	01125	1.3	38	24	144	
	U3	U3C6	01250	1.3	38	24	144	
	12" STRIPS - 12 STRIPS PER BOX							
	U2SP	U2SPC12	18850	1.2	84	12	144	
	U2	U2C12	18370	1.2	84	12	144	
	U3-1	U3-1C12	01138	1.3	84	12	144	
	U3-2	U3-2C12	01126	1.4	84	12	144	
U3	U3C12	01251	1.3	84	12	144		
U4	U4C12	01279	1.7	84	12	144		
U5	U5C12	01301	1.8	84	12	144		
U6	U6C12	18374	1.9	84	12	144		
24" STRIPS - 10 STRIPS PER BOX								
U2	U2C24	18453	2.0	162	10	240		
U3-1	U3-1C24	01364	2.2	162	10	240		
U3-2	U3-2C24	01362	2.2	162	10	240		
U3	U3C24	18454	2.2	162	10	240		
U4	U4C24	18455	2.5	162	10	240		
U5	U5C24	01352	2.8	162	10	240		

STAINLESS RECTANGULAR HIGH TENSILE - WITHOUT PINS

U3	HOOK SIZE	ORDERING NUMBER (BOX)	ITEM CODE	WT. PER BOX LBS.	HOOKS PER STRIP	STRIPS PER BOX	LACING INCHES PER BOX	
	12" STRIPS - 12 STRIPS PER BOX							
	U3-1	U3-1RHTS12	05338	1.3	84	12	144	
	U3-2	U3-2RHTS12	05339	1.4	84	12	144	
	U3	U3-RHTS12	05340	1.3	84	12	144	
	24" STRIPS - 10 STRIPS PER BOX							
	U3-1	U3-1RHTS24	05341	2.2	162	10	240	
	U3-2	U3-2RHTS24	05342	2.2	162	10	240	
	U3	U3-RHTS24	05343	2.2	162	10	240	

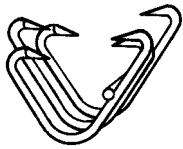


NOTE: For U2SP-U7 Hooks, wire diameter = .054" (1.4 mm).
 For UX1 Hooks, wire diameter = .040" (1.0 mm).
 For UCM-36 Hooks, wire diameter = .036" x .027" (0.9 mm x 0.7 mm).

HOOK SIZE EXPLANATION:

- U3-1 = #3 Leg with #1 point
- U3-2 = #3 Leg with #2 point
- U2 = #2 Leg with #2 point

For extra pin material see pages 17-19.



Clipper® Unibar® Hooks

316L STAINLESS - WITHOUT PINS

	HOOK SIZE	ORDERING NUMBER (BOX)	ITEM CODE	WT. PER BOX LBS.	HOOKS PER STRIP	STRIPS PER BOX	LACING INCHES PER BOX
UCM36, UX-1, U2-U5	6" STRIPS - 24 STRIPS PER BOX						
	UX-1SP	UX1SPSS6	01193	0.7	44	24	144
	UX-1	UX1SS6	01188	0.8	44	24	144
	12" STRIPS - 12 STRIPS PER BOX						
	UCM36 SLXSP	UCM36SLXSPSS12	01315	0.8	120	12	144
	UCM36 SLSP	UCM36SLSPSS12	01313	0.8	120	12	144
	UCM36 XSP	UCM36XSPSS12	01312	0.8	120	12	144
	UCM36 SP	UCM36SPSS12	01314	0.8	120	12	144
	UCM36	UCM36SS12	01309	1.0	120	12	144
	UCM36LP	UCM36LPSS12	01317	0.9	120	12	144
	UCM36LLSP	UCM36LLSPSS12	01318	0.9	120	12	144
	UCM36LL	UCM36LLSS12	01308	1.0	120	12	144
	UX-1SP	UX1SPSS12	01194	0.7	96	12	144
	UX-1	UX1SS12	01189	0.8	96	12	144
	UX-1LLSP	UX1LLSPSS12	01342	1.0	96	12	144
	UX-1LL	UX1LLSS12	01340	1.0	96	12	144
	UA2	UA2SS12	01292	1.1	120	12	144
	UA3	UA3SS12	01293	1.1	120	12	144
	U2	U2SS12	18427	1.2	84	12	144
	U3	U3SS12	01258	1.6	84	12	144
	U4	U4SS12	18429	1.8	84	12	144
	U5	U5SS12	18430	1.8	84	12	144
	U6	U6SS12	18431	1.9	84	12	144
	24" STRIPS - 10 STRIPS PER BOX						
	UX-1SP	UX1SPSS24	01354	1.0	188	10	240
	UX-1	UX1SS24	01353	0.8	188	10	240
	UX-1LLSP	UX1LLSPSS24	01358	1.0	188	10	240
	UX-1LL	UX1LLSS24	01357	1.0	188	10	240
	U2	U2SS24	18507	2.0	162	10	240
	U3	U3SS24	18508	2.1	162	10	240
	U4	U4SS24	18509	2.2	162	10	240
	24" STRIPS - 12 STRIPS PER BOX						
	UCM36 SLXSP	UCM36SLXSPSS24	01319	1.3	234	12	288
	UCM36 SLSP	UCM36SLSPSS24	01320	1.3	234	12	288
	UCM36 XSP	UCM36XSPSS24	01321	1.4	234	12	288
	UCM36 SP	UCM36SPSS24	01322	1.4	234	12	288
	UCM36	UCM36SS24	01323	1.4	234	12	288
	UCM36LP	UCM36LPSS24	01385	1.4	234	12	288
	UCM36LLSP	UCM36LLSPSS24	01324	1.6	234	12	288
	UCM36LL	UCM36LLSS24	01325	1.6	234	12	288

For extra pin material see pages 17-19.

CLIPPER® ORDERING NUMBER REFERENCE

XSP	Extra Short Point
SP	Short Point
LP	Long Point
XLP	Extra Long Point
LL	Long Leg
SL	Short Leg
G	Galvanized
HT	High Tensile
RHTX	Rectangular Wire
S	430 Stainless Steel
SS	316 Stainless Steel


COATED STEEL™ - WITH PINS

	HOOK SIZE	ORDERING NUMBER (BOX)	ITEM CODE	WT. PER BOX LBS.	HOOKS PER STRIP	STRIPS PER BOX	LACING INCHES PER BOX
U2-U6	12" STRIPS - 12 STRIPS PER BOX						
	U2	U2C12NP	18540	1.2	84	12	144
	U3	U3C12NP	18541	1.4	84	12	144
	U4	U4C12NP	18542	1.6	84	12	144
	U5	U5C12NP	18543	1.9	84	12	144
	U6	U6C12NP	18544	2.1	84	12	144

Stock Items (non-shaded) standard lead time is 3 working days.

Made To Order Items (shaded) extended lead time, minimum order may apply.

Special Metals and **Special Length** Cards are available. Request quote for price and delivery.



HINGE PIN SPECIFICATIONS

Pin Diameter	.065" (1/16") 1.7 mm (previously #25)	.093" (3/32") 2.4 mm (previously #13)	.109" (7/64") 2.8 mm (previously #12)	.125" (1/8") 3.2 mm (previously #11)	.156" (5/32") 4.0 mm (previously #9)
Clipper® Hook Size	25's, 36's, 1's, UCM36's, UX-1's	2, 3, U2SP, U2 U3-1, U3-2, U3	4 & U4	4 ½, 5, U5	6, 7, U6 & U7

Hinge Pin Types	Abbreviation	Pin Wear Factor	Hook Wear Factor	Rigidity	Magnetic	Flexibility	Food Grade Material	Composition
Nylosteel	NY	Good	Good	Good	Yes	Good	No	Nylon & music wire
Nylo stainless	NYS	Good	Good	Good	Slightly	Good	Yes	Nylon & 300SS spring wire
Nylon Covered Cable	NCS	Good	Good	Average	Slightly	Good	Yes	Nylon & 300SS cable
Music Wire	MW	Good	Poor	Excellent	Yes	Poor	No	High-carbon spring-tempered steel
Cold-Rolled Steel	Smooth - SM Notched - N	Average	Fair	Excellent	Yes	Fair to Poor	No	Mild cold-rolled steel
Stainless Steel	Smooth - SMS Notched - NS	Average	Fair	Excellent	Slightly	Fair to Poor	Yes	302 or 300 stainless steel
Duralink™	DL	Excellent	Excellent	Average	Slightly	Good	No	Wear-resistant nylon & 300SS cable
Bare Stainless Cable	SMSC	Average	Fair	Average	Slightly	Good	Yes	300SS cable
DuraStainless™	DSS	Excellent	Excellent	Good	Slightly	Good	No	Wear resistant nylon & 300SS spring wire
Nylon Plus	NP	Good	Excellent	Fair	No	Excellent	Yes	Nylon

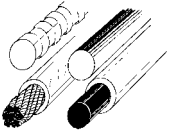
PINPAK™ 100



(100 ft. of hinge pin with dispenser)

PIN DIAMETER	ORDERING NUMBER	ITEM CODE	WT. LBS.	PIN DIAMETER	ORDERING NUMBER	ITEM CODE	WT. LBS.	PIN DIAMETER	ORDERING NUMBER	ITEM CODE	WT. LBS.
NYLOSTEEL				NYLOSTAINLESS				NYLON COVERED CABLE			
.053	NY053-C	18700	1.6	.053	NYS053-C	18701	1.6	.053	NCS065-C	02751	1.7
.065	NY065-C	02598	1.6	.065	NYS065-C	02649	1.6	.065	NCS079-C	02767	1.7
.079	NY079-C	18720	1.8	.079	NYS079-C	18721	1.8	.079	NCS093-C	02762	3.0
.093	NY093-C	02628	2.0	.093	NYS093-C	02670	2.0	.093	NCS156-C	02756	3.3
.109	NY109-C	02622	2.1	.109	NYS109-C	02664	2.1				
.125	NY125-C	02614	2.2	.125	NYS125-C	02658	2.2				
.156	NY156-C	02607	2.5	.156	NYS156-C	02652	2.5				
NYLON PLUS				DURALINK™				DURASTAINLESS™			
.053	NP053-C	02863	1.6	.065	DL065-C	02726	1.8	.065	DSS065-C	02826	1.8
.065	NP065-C	02854	1.6	.093	DL093-C	02743	2.1	.093	DSS093-C	02830	2.1
.079	NP079-C	02872	1.8	.109	DL109-C	02737	2.2	.109	DSS109-C	02834	2.2
.093	NP093-C	02867	2.0	.125	DL125-C	02732	2.3				
.109	NP109-C	02861	2.1								
.125	NP125-C	02864	2.2								
.156	NP156-C	02873	2.5								



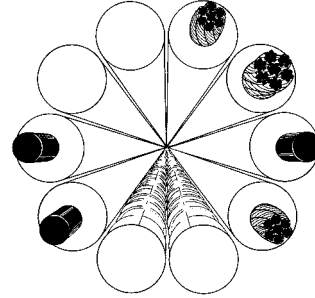


Clipper® Hinge Pins

NYLON COVERED LEADER ASSEMBLIES

PIN DIAMETER	ORDERING NUMBER	ITEM CODE	PIN LENGTH	LEADER LENGTH
NYLON COVERED CABLE				
.065	NCS065X10FT-W/10FT	05021	10	10
.065	NCS065X25FT-W/5FT	05022	25	5
.093	NCS093X5FT-W/5FT	05194	5	5
.093	NCS093X10FT-W/10FT	05023	10	10
.093	NCS093X15FT-W/2FT	05195	15	2
.093	NCS093X25FT-W/5FT	05024	25	5
.093	NCS093X25FT-W/10FT	05025	25	10
.093	NCS093X50FT-W/4FT	05196	50	4
DURALINK™				
.065	DL065X25FT-W/5FT	05193	25	5
.093	DL093X10FT-W/10FT	05020	10	10
.093	DL093X25FT-W/5FT	05019	25	5

Other sizes can be custom ordered.



12" PRE-CUT PINS

(24 pins per package)

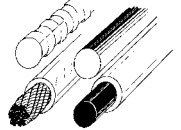
PIN DIAMETER	ORDERING NUMBER	ITEM CODE	ORDERING NUMBER	ITEM CODE	ORDERING NUMBER	ITEM CODE
NYLOSTEEL			NYLOSTAINLESS		NYLON PLUS	
.065	NY065-12	02592	NYS065-12	02644	NP065-12	02847
.093	NY093-12	02625	NYS093-12	02668	NP093-12	02865
.109	NY109-12	02619	NYS109-12	02662	NP109-12	02859
.125	NY125-12	02611	NYS125-12	02656	NP125-12	02833
.156	NY156-12	02600	NYS156-12	02650	NP156-12	02832

HINGE PIN TOOLS

DESCRIPTION	ORDERING NUMBER	ITEM CODE
Pin and Cable Cutter	APC-1	50004
Pin and Cable Stripper	CABLE STRIPPER	03241

.065" PRE-CUT PINS

BELT WIDTH		PINS/PACKAGE	ORDERING NUMBER	ITEM CODE	ORDERING NUMBER	ITEM CODE
in.	mm.	NYLOSTEEL			NYLOSTAINLESS	
5/8"	16	100			NYS065-5/8-100	02632
3/4"	19	100	NY065-3/4-100	02576		
7/8"	22.5	100	NY065-7/8-100	02574		
1"	25.5	100	NY065-1-100	02577	NYS065-1-100	02637
1 1/4"	32	100	NY065-1-1/4-100	02578	NYS065-1-1/4-100	02633
1 1/2"	38.5	100	NY065-1-1/2-100	02579	NYS065-1-1/2-100	02634
1 3/4"	44.5	100	NY065-1-3/4-100	02580		
1 7/8"	48	100	NY065-1-7/8-100	02581	NYS065-1-7/8-100	02635
2"	51	100	NY065-2-100	02582	NYS065-2-100	02638
2 1/4"	57.5	100	NY065-2-1/4-100	02583	NYS065-2-1/4-100	02639
2 1/2"	63.5	100	NY065-2-1/2-100	02584	NYS065-2-1/2-100	02640
2 3/4"	70	100	NY065-2-3/4-100	02585		
3"	76.5	100	NY065-3-100	02586	NYS065-3-100	02641
3 1/4"	83	50	NY065-3-1/4-50	02587	NYS065-3-1/4-50	02636
3 1/2"	87	50	NY065-3-1/2-50	02588		
4"	102	50	NY065-4-50	02589	NYS065-4-50	02642
4 1/2"	115	50	NY065-4-1/2-50	02590		
6"	152	24	NY065-6-24	02591	NYS065-6-24	02643



HINGE PINS IN COILS

(25 ft. minimum)

PIN DIAMETER	ORDERING NUMBER	ITEM CODE	ORDERING NUMBER	ITEM CODE	ORDERING NUMBER	ITEM CODE
NYLOSTEEL			NYLOSTAINLESS		NYLON COVERED CABLE	
.053	NY053	02594	NYS053	02645	NCS065	02750
.065	NY065	02597	NYS065	02648		
.079	NY079	02595	NYS079	02646		
.093	NY093	02627	NYS093	02669	NCS093	02766
.109	NY109	02621	NYS109	02663	NCS125	02761
.125	NY125	02613	NYS125	02657	NCS156	02755
.156	NY156	02606	NYS156	02651		
DURALINK™			DURASTAINLESS™			
.065	DL065	02725	DSS065	02727		
.079	DL079	04316				
.093	DL093	02742	DSS093	02744		
.109	DL109	02736	DSS109	02738		
.125	DL125	02731				
SMOOTH STEEL			NOTCHED STEEL		SMOOTH SS	
.040					SMS040	02772
.054	SM054	02771	N054	02775	SMS054	02779
.093	SM093	02773	N093	02777	SMS093	02781
NOTCHED SS			NYLON PLUS		BARE SS CABLE	
.053/.054	NS054	02783	NP053	02868	SMSC065	02769
.065			NP065	02853		
.079			NP079	02869		
.093	NS093	02784	NP093	02866	SMSC093	02770
.109			NP109	02860		
.125			NP125	02870		
.156			NP156	02871		


NOTE: For coils less than 25 ft., call Flexco Customer Service.


MUSIC WIRE

PIN DIAMETER	DESCRIPTION	ORDERING NUMBER	ITEM CODE
.043"	Per Foot	MW043	02787
.054"	Per Foot	MW054	02788
.072"	12 Foot Lengths	MW072	02789
.090"	12 Foot Lengths	MW090	02791
.090"	100 Foot Lengths	MW090-100	02790

STRIPPED LEADERS


DESCRIPTION	ORDERING NUMBER	ITEM CODE
.093 x 123" Nylosteel with 63" Stripped Leader	NY093-123	02629
.093 x 246" Nylosteel with 63" Stripped Leader	NY093-246	02630
.093 x 100' Nylosteel with 63" Stripped Leader	NY093-100	02631
.093 x 123" DuraStainless™ with 63" Stripped Leader	DSS093-123	04093
.093 x 246" DuraStainless™ with 63" Stripped Leader	DSS093-246	04094

 **Stock Items** (non-shaded) carried in factory inventory.

 **Made To Order Items** (shaded) have added lead time.

Non-Listed Items are available.

Request quote for price and delivery.



How Clipper® G Series™ Lacing Works

Clipper® G Series™ Lacing is precision-stamped belt lacing from 316L stainless steel, ensuring a consistent 4.00 mm pitch over the entire length of the lace. The staggered leg geometry features four alternating point levels between the top and bottom of the lace which provides varying points of penetration

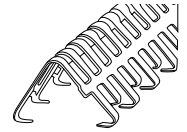
versus a continuous line, increasing the strength and durability of the splice.

G Series is machine-applied for consistent compression, resulting in a uniform and flat splice, even with belts that are prone to belt wave. Corrugated stainless steel hinge pins prevent migration during use.

Applications	Installation Method	What You Need for Installation
<ul style="list-style-type: none"> Food Manufacturing Agriculture Equipment Package and Parts Handling Filter Media Slider Bed Systems 	Clipper G Series Lacing can be installed with the Pro 600 or 6000 production lacers, Roller Lacer®, Roller Lacer® Gold Class™, or with a Clipper® Microlacer®.	<ul style="list-style-type: none"> G Series Lacing Hinge Pin Installation Tool G Series Face Strip or Comb
How to Specify the Correct G Series™ Lacing	Fastener Metal Selection	Hinge Pin Selection
<ol style="list-style-type: none"> Measure your Belt Thickness. Measure the Diameter of the Smallest Pulley in your Drive with Belt Wrap more than 90°. Choose the fastener size that is appropriate for your specifications in the selection chart below. 	Stainless Steel. Type 316 Stainless Steel offers more resistance than galvanized steel to abrasion, acids, chemicals, rusting, and magnetic attraction.	CSSP Corrugated Stainless Steel - for all sizes of G Series belt lacing.

Fastener and Pin Size Selection Chart

Minimum Pulley Diameter	Material Thickness		Hinge Pin Size		Belt Thickness					
	in.	mm	in.	mm	.059" (1.5 mm)	.078" (2.0 mm)	.098" (2.5 mm)	.118" (3.0 mm)	.138" (3.5 mm)	.197" (5.0 mm)
1.6" (40 mm)	.019	.50	.047	1.20	G005A					
	.029	.75	.055	1.40		G005				
2.0" (50 mm)	.019	.50	.047	1.20	G006A					
	.029	.75	.055	1.40			G006			
3.0" (75 mm)	.039	1.0	.079	2.00				G008		




LACING


AISI 316 STAINLESS LACING WITH PINS

	SIZE	ORDERING NUMBER	ITEM CODE	WT. PER BOX LBS.	STRIPS PER BOX	STRIP LENGTH	
						in.	mm
G005, G006, G008	G005A	G005A-SS-300W-12/BX	05492	0.53	12	12"	300
		G005A-SS-600W-8/BX	05493	0.97	8	24"	600
		G005A-SS-900W-8/BX	05494	1.46	8	36"	900
		G005A-SS-1200W-8/BX	05495	1.94	8	48"	1200
		G005A-SS-1500W-8/BX	05496	2.34	8	60"	1500
	G005	G005-SS-300W-12/BX	05497	0.71	12	12"	300
		G005-SS-600W-8/BX	05498	1.15	8	24"	600
		G005-SS-900W-8/BX	05499	1.74	8	36"	900
		G005-SS-1200W-8/BX	05500	2.34	8	48"	1200
		G005-SS-1500W-8/BX	05501	2.82	8	60"	1500
	G006A	G006A-SS-300W-12/BX	05502	0.71	12	12"	300
		G006A-SS-600W-8/BX	05503	0.93	8	24"	600
		G006A-SS-900W-8/BX	05504	1.41	8	36"	900
		G006A-SS-1200W-8/BX	05505	1.90	8	48"	1200
		G006A-SS-1500W-8/BX	05506	2.43	8	60"	1500
	G006	G006-SS-300W-12/BX	05507	0.93	12	12"	300
		G006-SS-600W-8/BX	05508	1.23	8	24"	600
		G006-SS-900W-8/BX	05509	1.83	8	36"	900
		G006-SS-1200W-8/BX	05510	2.43	8	48"	1200
		G006-SS-1500W-8/BX	05511	2.99	8	60"	1500
	G008	G008-SS-300W-12/BX	05544	1.85	12	12	300
		G008-SS-600W-8/BX	05545	2.47	8	24	600
		G008-SS-900W-8/BX	05546	3.66	8	36	900
		G008-SS-1200W-8/BX	05547	4.85	8	48	1200
G008-SS-1500W-8/BX		05548	6.00	8	60	1500	

HINGE PIN IN 30M COIL CORRUGATED STAINLESS STEEL CABLE

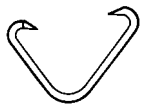
PIN DIAMETER (MM)	ORDERING NUMBER	ITEM CODE	WT. LBS.
1.4	CSSP1.4X30M	04373	1.0
2.5	CSSP2.5X30M	04436	2.54

 **Stock Items** (non-shaded) carried in factory inventory.

 **Made To Order Items** (shaded) have added lead time.

Non-Listed Items are available.

Request quote for price and delivery.



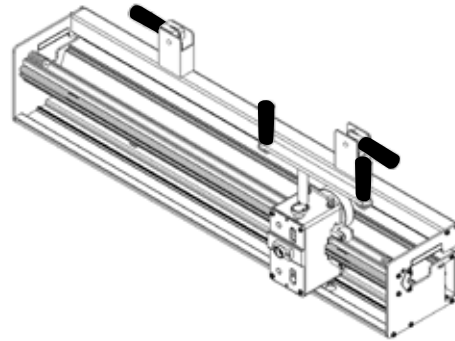
Clipper® Maintenance Lacers

ROLLER LACER® GOLD CLASS™

(Face strips sold separately)

BELT WIDTH		ORDERING NUMBER	ITEM CODE	WT. LBS.
in.	mm			
24"	600	RL-G24	03985	50.0
36"	900	RL-G36	03986	58.0
48"	1200	RL-G48	03987	66.0
60"	1500	RL-G60	03988	74.0

NOTE: Includes carding paper remover and scissors.



CLIPPER® FACE STRIPS

ROLLER LACER® GOLD CLASS™ (Includes one Lacer Pin)

BELT WIDTH		ORDERING NUMBER	ITEM CODE	WT. LBS.
in.	mm			
HOOK SIZE 36, UCM 36				
24"	600	FSGOLD36-24	04038	4.3
36"	900	FSGOLD36-36	04039	5.4
48"	1200	FSGOLD36-48	04040	6.4
60"	1500	FSGOLD36-60	04041	7.6
HOOK SIZE 1, UX-1				
24"	600	FSGOLD1-24	04034	4.3
36"	900	FSGOLD1-36	04035	5.4
48"	1200	FSGOLD1-48	04036	6.4
60"	1500	FSGOLD1-60	04037	7.6
HOOK SIZE 2 – 4, U2SP – U3				
24"	600	FSGOLD2-24	04042	4.3
36"	900	FSGOLD2-36	04043	5.4
48"	1200	FSGOLD2-48	04044	6.4
60"	1500	FSGOLD2-60	04045	7.6
HOOK SIZE 4-1/2 – 7, U4 – U7				
24"	600	FSGOLD4-1/2-24	04046	4.3
36"	900	FSGOLD4-1/2-36	04047	5.4
48"	1200	FSGOLD4-1/2-48	04048	6.4
60"	1500	FSGOLD4-1/2-60	04049	7.6

G SERIES™ FACE STRIPS

ROLLER LACER® GOLD CLASS™ (Includes one Lacer Pin)

HOOK SIZE	BELT WIDTH		ORDERING NUMBER	ITEM CODE	WT. LBS.
	in.	mm			
G005(A) - G006(A)	24"	600	FSGOLDG-601	04363	1.02
	36"	900	FSGOLDG-901	04364	1.28
	48"	1200	FSGOLDG-1201	04365	1.40
	60"	1500	FSGOLDG-1501	04366	1.65
G008	24"	600	FSGOLDGXL-601	04461	1.02
	36"	900	FSGOLDGXL-901	04462	1.28
	48"	1200	FSGOLDGXL-1201	04463	1.40
	60"	1500	FSGOLDGXL-1501	04464	1.65

G SERIES™ REPLACEMENT LACER PINS

ROLLER LACER® GOLD CLASS™

HOOK SIZE	ORDERING NUMBER	ROLLER LACER GOLD CLASS	ITEM CODE	WT. LBS.
G005(A) - G006(A)	LPGOLD1/36-24	RL-G24	04006	0.4
	LPGOLD1/36-36	RL-G36	04007	0.5
	LPGOLD1/36-48	RL-G48	04008	0.6
	LPGOLD1/36-60	RL-G60	04009	0.7
G008	LPGOLDREG-24	RL-G24	04010	0.4
	LPGOLDREG-36	RL-G36	04011	0.5
	LPGOLDREG-48	RL-G48	04012	0.6
	LPGOLDREG-60	RL-G60	04013	0.7

CLIPPER® REPLACEMENT LACER PINS

ROLLER LACER® GOLD CLASS™

BELT WIDTH		ORDERING NUMBER	ITEM CODE	WT. LBS.
in.	mm			
HOOK SIZE 1, 36, or 30				
24"	600	LPGOLD1/36-24	04006	0.4
36"	900	LPGOLD1/36-36	04007	0.5
48"	1200	LPGOLD1/36-48	04008	0.6
60"	1500	LPGOLD1/36-60	04009	0.7
HOOK SIZE 2 – 4, 4-1/2 – 7				
24"	600	LPGOLDREG-24	04010	0.4
36"	900	LPGOLDREG-36	04011	0.5
48"	1200	LPGOLDREG-48	04012	0.6
60"	1500	LPGOLDREG-60	04013	0.7

NOTE: For repair parts see page 24.

- Stock Items** (non-shaded) carried in factory inventory.
- Made To Order Items** (shaded) have added lead time.
- Non-Listed Items** are available.
Request quote for price and delivery.

COMMON REPAIR PARTS

ROLLER LACER® GOLD CLASS™ & MANUAL ROLLER LACER®

DESCRIPTION/ORDERING NUMBER	ITEM CODE	WT. LBS.
Guide Block Replacement Kit For Serial Number 3,500 – 50,000	03433	1.00
Guide Block Replacement Kit For Serial Number greater than 50,000	03897	1.00
Face Strip Knobs	03817	.50
Urethane Strip – Priced Per Foot	03274	1.0
RL Carrying Strap	04051	1.0
Nut Driver for Roller Lacer Gold Class	04068	1.0
Handle Cover Kit Rlr-Lacer-Gold-Hndl-Covr-Kit	56748	2.0

Clipper® Maintenance Lacers

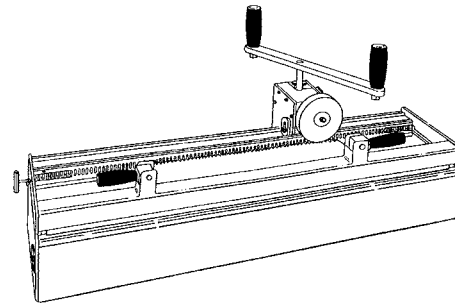


MANUAL ROLLER LACER®

(Face strips sold separately)

BELT WIDTH		ORDERING NUMBER	ITEM CODE	WT. LBS.
in.	mm			
24"	600	RL-24	03370	38.0
36"	900	RL-36	03371	47.0
48"	1200	RL-48	03372	55.0
60"	1500	RL-60	03375	63.0
72"	1800	RL-72	04055	71.0

NOTE: Includes carding paper remover and scissors.



CLIPPER® FACE STRIPS

MANUAL ROLLER LACER® (Includes one Lacer Pin)

BELT WIDTH		ORDERING NUMBER	ITEM CODE	WT. LBS.
in.	mm			
HOOK SIZE 30				
24"	600	FSMAN30-24	04064	1.3
36"	900	FSMAN30-36	04065	1.6
48"	1200	FSMAN30-48	04066	2.1
60"	1500	FSMAN30-60	04067	2.6
72"	1800	FSMAN30-72	04972	3.1
HOOK SIZE 36, UCM36				
24"	600	FSMAN36-24	04020	1.3
36"	900	FSMAN36-36	04021	1.6
48"	1200	FSMAN36-48	04022	2.1
60"	1500	FSMAN36-60	04023	2.6
72"	1800	FSMAN36-72	04084	3.1
HOOK SIZE 1, UX-1				
24"	600	FSMAN1-24	04015	1.3
36"	900	FSMAN1-36	04016	1.6
48"	1200	FSMAN1-48	04017	2.1
60"	1500	FSMAN1-60	04018	2.6
72"	1800	FSMAN1-72	04085	3.1
HOOK SIZE 2-4, U2SP-U3				
24"	600	FSMAN2-24	04025	1.3
36"	900	FSMAN2-36	04026	1.6
48"	1200	FSMAN2-48	04027	2.1
60"	1500	FSMAN2-60	04028	2.6
72"	1800	FSMAN2-72	04086	3.1
HOOK SIZE 4-1/2-7, U4-U7				
24"	600	FSMAN4-1/2-24	04030	1.3
36"	900	FSMAN4-1/2-36	04031	1.6
48"	1200	FSMAN4-1/2-48	04032	2.1
60"	1500	FSMAN4-1/2-60	04033	2.6
72"	1800	FSMAN4-1/2-72	04087	3.1

CLIPPER® REPLACEMENT LACER PINS

MANUAL ROLLER LACER®

BELT WIDTH		ORDERING NUMBER	ITEM CODE	WT. LBS.
in.	mm			
HOOK SIZE 1, 36, or 30				
24"	600	LPMAN1/36-24	03997	0.4
36"	900	LPMAN1/36-36	03998	0.5
48"	1200	LPMAN1/36-48	03999	0.6
60"	1500	LPMAN1/36-60	04000	0.7
72"	1800	LPMAN1/36-72	04088	0.8
HOOK SIZE 2-4, 4-1/2-7				
24"	600	LPMANREG-24	04002	0.4
36"	900	LPMANREG-36	04003	0.5
48"	1200	LPMANREG-48	04004	0.6
60"	1500	LPMANREG-60	04005	0.7
72"	1800	LPMANREG-72	04089	0.8

G SERIES™ FACE STRIPS

MANUAL ROLLER LACER® (Includes one Lacer Pin)

HOOK SIZE	BELT WIDTH		ORDERING NUMBER	ITEM CODE	WT. LBS.
	in.	mm			
G005(A) - G006(A)	24"	600	FSMANG-601	04359	1.02
	36"	900	FSMANG-901	04360	1.28
	48"	1200	FSMANG-1201	04361	1.40
	60"	1500	FSMANG-1501	04362	1.65
	72"	1800	FSMANG-1801	04453	1.80
G008	24"	600	FSMANGXL-601	04456	1.02
	36"	900	FSMANGXL-901	04457	1.28
	48"	1200	FSMANGXL-1201	04458	1.40
	60"	1500	FSMANGXL-1501	04459	1.65
	72"	1800	FSMANGXL-1801	04460	1.80

G SERIES™ REPLACEMENT LACER PINS

MANUAL ROLLER LACER®

HOOK SIZE	ORDERING NUMBER	MANUAL ROLLER LACER	ITEM CODE	WT. LBS.
G005(A) - G006(A)	LPMAN1/36-24	RL-24	03997	0.4
	LPMAN1/36-36	RL-36	03998	0.5
	LPMAN1/36-48	RL-48	03999	0.6
	LPMAN1/36-60	RL-60	04000	0.7
	LPMAN1/36-72	RL-72	04088	0.8
G008	LPMANREG-24	RL-24	04002	0.4
	LPMANREG-36	RL-36	04003	0.5
	LPMANREG-48	RL-48	04004	0.6
	LPMANREG-60	RL-60	04005	0.7
	LPMANREG-72	RL-72	04089	0.8

ALLIGATOR FACE STRIPS

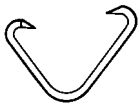
MANUAL ROLLER LACER® (Includes one Lacer Pin)

LACING SIZE	BELT WIDTH		ORDERING NUMBER	ITEM CODE	WT. LBS.
	in.	mm			
00	24"	600	GFSAG00-24	18244	1.3
	36"	900	GFSAG00-36	18245	1.6
	48"	1200	GFSAG00-48	19037	2.1
1 & 7	24"	600	GFSAM1&7-24	19701	1.3
	36"	900	GFSAM1&7-36	19702	1.6
	48"	1200	GFSAM1&7-48	19703	2.1
	60"	1500	GFSAM1&7-60	19704	2.6

ALLIGATOR REPLACEMENT LACER PINS

MANUAL ROLLER LACER®

LACING SIZE	BELT WIDTH		ORDERING NUMBER	ITEM CODE	WT. LBS.
	in.	mm			
00	36	900	GFSAGP00-36	18230	0.5
1 & 7	24	600	GFSAGP1&7-24	18272	0.4
	36	900	GFSAGP1&7-36	18273	0.5
	48	1200	GFSAGP1&7-48	18250	0.6
	60	1500	GFSAGP1&7-60	18231	0.7



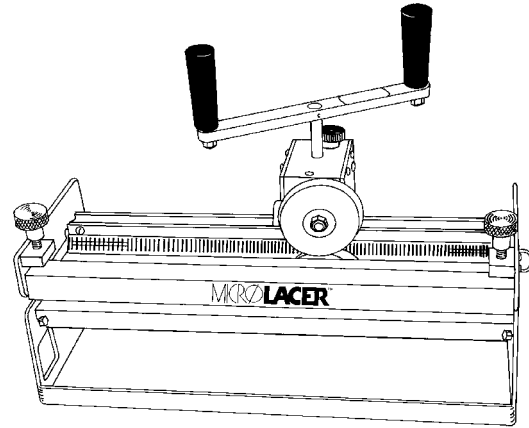
Clipper® Maintenance Lacers

MICROLACER®

(Face strips sold separately)

BELT WIDTH		ORDERING NUMBER	ITEM CODE	WT. LBS.
in.	mm			
14"	350	MICROLACER	03368	27.0

NOTE: Includes carding paper remover and scissors.



CLIPPER® FACE STRIPS

(Includes one Lacer Pin)

HOOK SIZE	ORDERING NUMBER	ITEM CODE	WT. LBS.
30	FSMAN30-MICRO	04063	2.3
36, UCM36	FSMAN36-MICRO	04019	2.3
1, UX-1	FSMAN1-MICRO	04014	2.3
2-4, U2-U3,	FSMAN2-MICRO	04024	2.3
4-1/2-7, U4-U7	FSMAN4-1/2-MICRO	04029	2.3

CLIPPER® REPLACEMENT LACER PINS

HOOK SIZE	ORDERING NUMBER	ITEM CODE	PIN DIA.
1/36	LPMAN1/36-MICRO	03996	0.67
2-7	LPMANREG-MICRO	04001	0.106

ALLIGATOR FACE STRIPS

MICROLACER® (Includes one Lacer Pin)

LACING SIZE	BELT WIDTH		ORDERING NUMBER	ITEM CODE	WT. LBS.
	in.	mm			
00	14	350	GFSAA00-14	18243	2.3
1&7	14	350	GFSAA1&7-14	18248	2.3

G SERIES™ FACE STRIP

MICROLACER® (Includes one Lacer Pin)

HOOK SIZE	BELT WIDTH		ORDERING NUMBER	ITEM CODE	WT. LBS.
	in.	mm			
G005(A) - G006(A)	14"	350	FSMANG-351-MICRO	04358	0.5
G008	14"	350	FSMANGXL-350-MICRO	04455	0.5


G SERIES™ REPLACEMENT LACER PINS

MICROLACER®

HOOK SIZE	ORDERING NUMBER	ITEM CODE	WT. LBS.
G005(A) - G006(A)	LPMAN1/36-MICRO	03996	0.2
G008	LPMANREG-MICRO	04001	0.5

COMMON REPAIR PARTS

DESCRIPTION/ORDERING NUMBER	ITEM CODE	WT. LBS.
Guide Block Replacement Kit For Serial Number 3,500 – 50,000	03433	1.00
Guide Block Replacement Kit For Serial Number greater than 50,000	03897	1.00
Face Strip Knobs	03817	.50
Urethane Strip – Priced Per Foot	03274	.10

 **Stock Items** (non-shaded) carried in factory inventory.

 **Made To Order Items** (shaded) have added lead time.

Non-Listed Items are available.
Request quote for price and delivery.

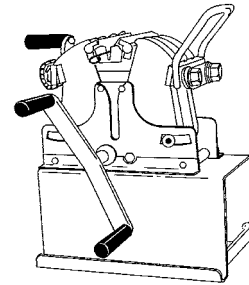
Clipper® Specialty Lacers



LW95 LACERS

(Laces all Clipper Hooks. Laces up to 6" in one operation. Includes Lacing Assembly Kit)

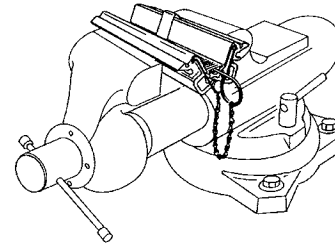
HOOK SIZE	ORDERING NUMBER	ITEM CODE	WT. LBS.	RETAINER INCLUDED
2-7, U2-U7	LW95	03074	31.0	HRREGLW95
1, UX-1	1LW95	03076	31.0	HR1LW95
25	25XLW	03075	31.0	HR25LW95
REPLACEMENT HOOK RETAINERS				
2-7, U2-U7	HR2LW95	03085	0.6	
1, UX-1	HR1LW95	03081	0.5	
25	HR25LW95	03827	1.0	
30, 36, UCM36	HR36LW95	03119	0.5	



LW95 Lacer

WISE LACERS

HOOK SIZE	ORDERING NUMBER	ITEM CODE	WT. LBS.
2-7, U2-U7	R-4	03018	1.0
2-7, U2-U7	R-7	03019	2.0
2-7, U2-U7	R-10	03020	3.0
1, UX-1, UX-1SP	1VL-7	03236	2.0
25	25VL-7	03814	3.0
30, 36, UCM36	36VL-7	03238	1.0

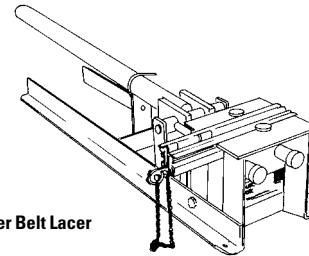


Wise Lacer

BALER BELT LACER™

(Laces all Clipper Baler Hooks, RHTX, 2-7)

BELT WIDTH		ORDERING NUMBER	ITEM CODE	WT. LBS.
in.	mm			
7"	175	BBL-7	03434	51.0
10"	250	BBL-10	03435	51.0

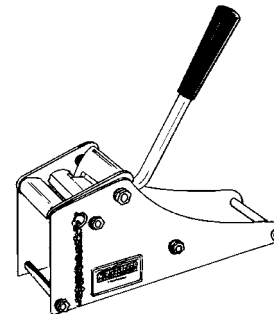


Baler Belt Lacer

LEVER LACER

(For thin belts or tapes up to 2" wide)

HOOK SIZE	ORDERING NUMBER	ITEM CODE	WT. LBS.
25	25LEVER	03014	5.0
36	36LEVER	04223	5.0

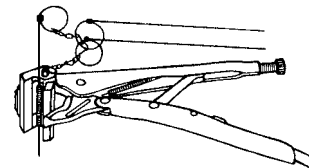


Lever Lacer

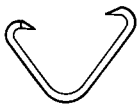
PLIER-TAPE LACER

(For thin belts or tapes up to 2" wide)

ORDERING NUMBER	ITEM CODE	WT. LBS.
PTL25	18015	3.5
PTL30	18017	3.7
PTL1	18016	3.6



Plier-Tape Lacer

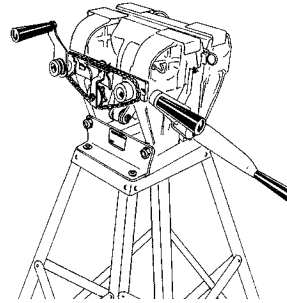


Clipper® Production Lacers

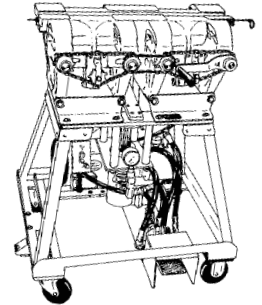
#12 SPEED LACER

(Includes #2-7 Retainer)

BELT WIDTH		ORDERING NUMBER	ITEM CODE	WT. LBS.
in.	mm			
12"	300	12LACER	03167	177.0
CHAIN DRIVE ATTACHMENT				
12LACER-CHAIN		03225	24.0	



#12 Speed Lacer



Electric Hydraulic Lacer

CLIPPER® HOOK RETAINER FOR #12 SPEED LACER

(Includes one Lacer Pin)

DESCRIPTION	HOOK SIZE	ORDERING NUMBER	ITEM CODE	WT. LBS.
Acusteel	25	HR25-12	03822	1.8
Acusteel	30,36,UCM36	HR36-12	03170	1.5
Acusteel	1,UX-1	HR1-12	03168	1.5
Acusteel	2-7,U2-U7	HR2-12	03211	1.5

12" LACER PIN FOR #12 SPEED LACER

HOOK SIZE	ORDERING NUMBER	ITEM CODE
25,30,36,1	LP1/36-12	03169
2-7	LP2-12	03222

ELECTRIC HYDRAULIC POWER LACERS

(Includes #2-7 Retainer)

BELT WIDTH		ORDERING NUMBER	ITEM CODE	WT. LBS.
in.	mm			
115 V, 60HZ				
12"	300	EH-12-115V-60HZ	03037	355.0
25"	625	EH-25-115V-60HZ	03038	560.0
38"	950	EH-38-115V-60HZ	03039	875.0
100 V, 60HZ				
12"	300	EH-12-100V-60HZ	04233	355.0
25"	625	EH-25-100V-60HZ	04231	560.0
38"	950	EH-38-100V-60HZ	04232	875.0
100 V, 50HZ				
12"	300	EH-12-100V-50HZ	04243	355.0
25"	625	EH-25-100V-50HZ	04244	560.0
38"	950	EH-38-100V-50HZ	04245	875.0
230 V, 50/60HZ, 3 Phase				
25"	625	EH-25-230V3PH-50/60HZ	04259	560.0
38"	950	EH-38-230V3PH-50/60HZ	04260	875.0

NOTE: Please specify type of electrical plug connection required.

Stock Items (non-shaded) carried in factory inventory.

Made To Order Items (shaded) have added lead time.

Non-Listed Items are available.
Request quote for price and delivery.

ELECTRIC HYDRAULIC LACER COVER

BELT WIDTH		ORDERING NUMBER	ITEM CODE	WT. LBS.
in.	mm			
12"	300	Cover-12	03452	3.0
25"	625	Cover-25	03453	4.0
38"	950	Cover-38	03519	5.0

CLIPPER® REPLACEMENT LACER PINS FOR POWER LACER

BELT WIDTH		ORDERING NUMBER	ITEM CODE
in.	mm		
HOOK SIZE 25, 36, 1			
12"	300	LP1/36-12	03169
25"	625	LP1/36-25	03162
38"	950	LP1/36-38	03163
HOOK SIZE 2-7			
12"	300	LP2-12	03222
25"	625	LP2-25	03054
38"	950	LP2-38	03156

CLIPPER® HOOK RETAINER FOR POWER LACERS

(Includes one Lacer Pin)

BELT WIDTH		ORDERING NUMBER	ITEM CODE	WT. LBS.
in.	mm			
HOOK SIZE 25				
12"	300	HR25-12	03822	1.8
25"	625	HR25-25	03823	3.3
38"	950	HR25-38	03824	4.2
HOOK SIZE 30, 36, UCM36				
12"	300	HR36-12	03170	1.5
25"	625	HR36-25	03154	3.3
38"	950	HR36-38	03155	4.2
HOOK SIZE 1, UX-1				
12"	300	HR1-12	03168	1.5
25"	625	HR1-25	03143	3.3
38"	950	HR1-38	03150	4.2
HOOK SIZE 2-7, U2-U7				
12"	300	HR2-12	03211	1.5
25"	625	HR2-25	03051	3.3
38"	950	HR2-38	03148	4.2

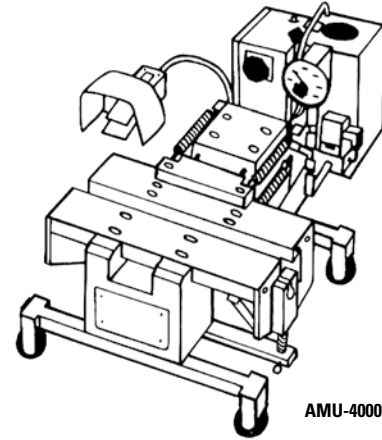
Clipper® Production Lacers



AMU 4000 AND 6000* LACERS AND COMBS

*Formerly Referred to as Pro 600 and Pro 6000 Lacers

ORDERING NUMBER	ITEM CODE	WEIGHT (LBS)
115 V, 60HZ, Single Phase		
AMU4000-115V1PH-60HZ	05773	295.0
AMU6000-115V1PH-60HZ	05774	305.0
400 V, 50/60HZ, Three Phase		
AMU6000-400V3PH-50/60HZ	05775	305.0



AMU-4000

COMBS FOR AMU4000/6000 LACERS

(Includes Gauge Pins)

BELT WIDTH		ORDERING NUMBER	ITEM CODE	WT. LBS.
in.	mm	HOOK SIZE 25		
24"	600	P6CLPR25M-24	03526	10.1
36"	900	P6CLPR25M-36	03538	13.0
48"	1200	P6CLPR25M-48	03551	15.5
60"	1500	P6CLPR25M-60	03531	18.5
in.	mm	HOOK SIZE 36, UCM36, 30		
24"	600	P6CLPR36M-24	03524	10.1
36"	900	P6CLPR36M-36	03537	13.0
48"	1200	P6CLPR36M-48	03539	15.5
60"	1500	P6CLPR36M-60	03529	18.5
in.	mm	HOOK SIZE 1, UX1		
24"	600	P6CLPR1M-24	03534	10.1
36"	900	P6CLPR1M-36	03535	13.0
48"	1200	P6CLPR1M-48	03550	15.5
60"	1500	P6CLPR1M-60	03528	18.5
in.	mm	HOOK SIZE 2-7, U2-U7		
24"	600	P6CLPR2M-24	03533	10.1
36"	900	P6CLPR2M-36	03536	13.0
48"	1200	P6CLPR2M-48	03532	15.5
60"	1500	P6CLPR2M-60	03527	18.5

G SERIES™ COMBS FOR AMU4000/6000 LACERS

(Includes one Gauge Pin)

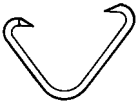
HOOK SIZE	BELT WIDTH		ORDERING NUMBER	ITEM CODE	WT. LBS.
	in.	mm			
G005(A) - G006(A)	24"	600	P6CLPRGM-601	04410	10.1
	36"	900	P6CLPRGM-901	04411	13.0
	48"	1200	P6CLPRGM-1201	04412	15.5
	60"	1500	P6CLPRGM-1501	04413	18.5

REPLACEMENT PARTS

DESCRIPTION	ITEM CODE	WT. LBS.
Linear Bearing	19200	2.0
Brass Bushing	19300	5.0

REPLACEMENT LACER PINS FOR AMU4000/6000 (PRO600/6000) COMBS

BELT WIDTH		ITEM CODE				WT. LBS.
in.	mm	FOR COMB NUMBER P6C25/36				
		1.5 mm	1.8 mm x 1.5 mm	2.0 mm x 1.5 mm		
24"	600	03729	03734	03743		0.2
36"	900	03727	03735	03742		0.2
48"	1200	03728	03736	03741		0.2
60"	1500	19358	03737	03740		0.2
		FOR COMB NUMBER P6C1				
		1.8 mm	2.0 mm	2.5 mm x 2.0 mm	3.0 mm x 2.0 mm	
24"	600	03710	19361	19362	03722	0.2
36"	900	03709	03714	03721	03733	0.2
48"	1200	03708	03711	03723	03732	0.2
60"	1500	19378	03712	03716	03731	0.2
		FOR COMB NUMBER P6C2				
		2.5 mm	3.5 mm x 3.0 mm	4.0 mm x 3.0 mm		
24"	600	19364	19365	19366		0.3
36"	900	03726	03719	03720		0.3
48"	1200	19368	19370	19371		0.3
60"	1500	19373	19375	19376		0.3



Clipper® Production Lacers

ARK150* LACERS AND COMBS

*Formerly Referred to as Pro 200 Lacers

ORDERING NUMBER	ITEM CODE	WT. LBS.
115 V, 60HZ, Single Phase		
ARK-W/FOOT-PUMP	18036	70.0
ARK150-115V1PH-60HZ	03707	80.0

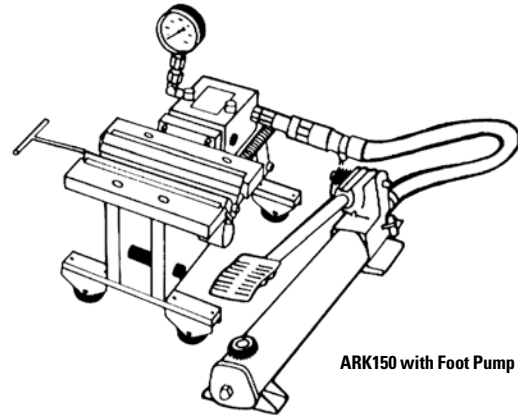
ADAPTERS FOR ARK150 (PRO200) LACER

(Includes 1.5 and 2.0 mm Gauge Pins)

HOOK SIZE	ORDERING NUMBER	ITEM CODE	WT. LBS.
25	P2CLPR25	03650	4.3
36, 30	P2CLPR36	03591	4.3
1	P2CLPR1	03651	4.8
2-7	P2C2	18043	5.2

REPLACEMENT LACER PINS FOR ARK150 (PRO200) LACER

FOR COMB NUMBER	DIAMETER (mm)	ITEM CODE	WT. LBS.
P2C25/36	1.5	19340	.1
P2C25/36	1.8 x 1.5	03739	.1
P2C25/36	2.0 x 1.5	03744	.1
P2C1	1.8	03713	.1
P2C1	2.0	19341	.1
P2C1	2.5 x 2.0	19342	.1
P2C1	3.0 x 2.0	19343	.1
P2C2	2.5	19339	.3
P2C2	3.5 x 3.0	03717	.3
P2C2	4.0 x 3.0	03718	.3



ARK150 with Foot Pump

ADAPTERS FOR PRO-400 LACER-14"

(Includes 1.5 and 2.0 mm Gauge Pins)

HOOK SIZE	ORDERING NUMBER	ITEM CODE	WT. LBS.
25	P4CLPR25	03649	7.3
36, 30	P4CLPR36	03140	7.5
1	P4CLPR1	03525	7.5
2-7	P4C2	18052	8.0

REPLACEMENT LACER PINS FOR PRO-400 LACER

FOR COMB NUMBER	DIAMETER (mm)	ITEM CODE	WT. LBS.
P4C25/36	1.5	19395	.1
P4C25/36	1.8 x 1.5	03738	.1
P4C25/36	2.0 x 1.5	03745	.1
P4C1	1.8	03715	.1
P4C1	2.0	19350	.1
P4C1	2.5 x 2.0	19380	.1
P4C1	3.0 x 2.0	19351	.1
P4C2	2.5	19349	.3
P4C2	3.5 x 3.0	03725	.3
P4C2	4.0 x 3.0	03724	.3

REPLACEMENT PARTS


DESCRIPTION	ITEM CODE	WT. LBS.
Return Springs	19100	1.0
Adapter Spring Kit	19194	5.0

□ Stock Items (non-shaded) carried in factory inventory.

▨ Made To Order Items (shaded) have added lead time.

Non-Listed Items are available.

Request quote for price and delivery.



How Clipper® Patch Fasteners Work

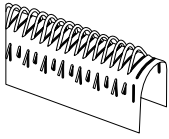
Clipper® Laundry Patch Fasteners are manufactured from double-flattened wire which increases the holding ability as well as the transverse stability of the individual hooks, providing a flat and even splice area. The hook points are horizontally-cut, ensuring that they are bent accurately down towards the belt edge, which is especially important for thin belts used in laundry feeder and folding machine applications.

Available in either galvanized or 316L stainless steel, the hooks are integrated into the polyester patch material and are pre-cut to belt widths with leading and trailing ends. The patch is available with a custom logo if desired. Corrugated Perlon hinge pins are included with each box of fasteners, are corrosion-free, and provide lubrication to the splice joint.

Applications	Installation Method	What You Need for Installation
<ul style="list-style-type: none"> Commercial Laundries 	Clipper Patch Fastener Hooks can be installed with the Pro 120 on-site maintenance lacer or the Pro 150 production lacer.	<ul style="list-style-type: none"> Patch Fastener Hooks Hinge Pin Installation Tool
How to Specify the Correct Clipper® Fastener	Fastener Metal Selection	Hinge Pin Selection
<ol style="list-style-type: none"> Measure your Belt Thickness. Measure the Diameter of the Smallest Pulley in your Drive with Belt Wrap more than 90°. Choose the fastener width that is appropriate for your specifications. 	<p>Galvanized Steel. For basic applications, galvanized steel is recommended.</p> <p>Stainless Steel. Type 316 Stainless Steel offers more resistance than galvanized steel to abrasion, acids, chemicals, rusting, and magnetic attraction.</p>	CP Corrugated Perlon.

Fastener and Pin Size Selection Chart

Minimum Pulley Diameter	Wire Diameter		Hinge Pin Size		Belt Thickness
	in.	mm	in.	mm	.078" (2.0 mm)
15/16" (25 mm)	.024	0.62	.055	1.40	25SP



Clipper® Laundry Patch Fasteners

FASTENERS

#25 SHORT-POINT GALVANIZED ON PATCH with Corrugated Perlon Hinge Pins

	PATCH WIDTH		ORDERING NUMBER (BOX)	ITEM CODE	WT. PER BOX LBS.	HOOKS PER STRIP	STRIPS PER BOX
	in.	mm					
25SP	1.38	35	25SP-G-035W-P	05512	0.66	15 + 16	200
	1.57	40	25SP-G-040W-P	05513	0.79	19 + 20	200
	1.89	48	25SP-G-048W-P	05514	0.88	24 + 25	200
	1.97	50	25SP-G-050W-P	05515	0.93	26 + 27	200
	2.24	57	25SP-G-057W-P	05516	1.01	30 + 31	200
	2.48	63	25SP-G-063W-P	05517	1.06	33 + 34	200
	2.95	75	25SP-G-075W-P	05518	1.28	39 + 40	200
	3.54	90	25SP-G-090W-P	05519	0.79	46 + 47	100
	3.94	100	25SP-G-100W-P	05520	0.88	54 + 55	100
	4.53	115	25SP-G-115W-P	05521	0.97	61 + 62	100

Patch with customer logo available for +10% upcharge (one color only). Minimum order 10 boxes. 8 week lead time.

CORRUGATED PERLON HINGE PINS (PRE-CUT)

	PATCH WIDTH		PINS PER PACKAGE	ORDERING NUMBER	ITEM CODE
	in.	mm			
	1.38	35	100	CP1.4-035-100/BX	04385
	1.57	40	100	CP1.4-040-100/BX	04386
	1.89	48	100	CP1.4-048-100/BX	04387
	1.97	50	100	CP1.4-050-100/BX	04388
	2.24	57	100	CP1.4-057-100/BX	04389
	2.48	63	100	CP1.4-063-100/BX	04390
	2.95	75	100	CP1.4-075-100/BX	04391
	3.54	90	50	CP1.4-090-50/BX	04392
	3.94	100	50	CP1.4-100-50/BX	04393
	4.53	115	50	CP1.4-115-50/BX	04394

#25 SHORT-POINT GALVANIZED ON PATCH LOW TEMPERATURE with Corrugated Perlon Hinge Pins

	PATCH WIDTH		ORDERING NUMBER (BOX)	ITEM CODE	WT. PER BOX LBS.	HOOKS PER STRIP	STRIPS PER BOX
	in.	mm					
25SP	1.38	35	25SP-G-035W-TPU1	05805	0.66	15 + 16	200
	1.57	40	25SP-G-040W-TPU1	05806	0.79	19 + 20	200
	1.89	48	25SP-G-048W-TPU1	05807	0.88	24 + 25	200
	1.97	50	25SP-G-050W-TPU1	05808	0.93	26 + 27	200
	2.24	57	25SP-G-057W-TPU1	05809	1.01	30 + 31	200
	2.48	63	25SP-G-063W-TPU1	05810	1.06	33 + 34	200
	2.95	75	25SP-G-075W-TPU1	05811	1.28	39 + 40	200
	3.54	90	25SP-G-090W-TPU1	05812	0.79	46 + 47	100
	4.53	115	25SP-G-115W-TPU1	05813	0.97	61 + 62	100

Patch with customer logo available for +10% upcharge (one color only). Minimum order 10 boxes. 8 week lead time.

#25 SHORT-POINT 316L STAINLESS STEEL ON PATCH with Corrugated Perlon Hinge Pins

	PATCH WIDTH		ORDERING NUMBER (BOX)	ITEM CODE	WT. PER BOX LBS.	HOOKS PER STRIP	STRIPS PER BOX
	in.	mm					
25SP	1.38	35	25SP-SS-035W-P	05522	0.66	15 + 16	200
	1.57	40	25SP-SS-040W-P	05523	0.79	19 + 20	200
	1.89	48	25SP-SS-048W-P	05524	0.88	24 + 25	200
	1.97	50	25SP-SS-050W-P	05525	0.93	26 + 27	200
	2.24	57	25SP-SS-057W-P	05526	1.01	30 + 31	200
	2.48	63	25SP-SS-063W-P	05527	1.06	33 + 34	200
	2.95	75	25SP-SS-075W-P	05528	1.28	39 + 40	200
	3.54	90	25SP-SS-090W-P	05529	0.79	46 + 47	100
	3.94	100	25SP-SS-100W-P	05530	0.88	54 + 55	100
	4.53	115	25SP-SS-115W-P	05531	0.97	61 + 62	100

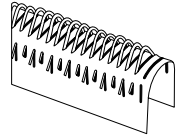
Patch with customer logo available for +10% upcharge (one color only). Minimum order 10 boxes. 8 week lead time.

#25 SHORT-POINT 316L STAINLESS STEEL ON PATCH LOW TEMPERATURE with Corrugated Perlon Hinge Pins

	PATCH WIDTH		ORDERING NUMBER (BOX)	ITEM CODE	WT. PER BOX LBS.	HOOKS PER STRIP	STRIPS PER BOX
	in.	mm					
25SP	1.57	40	25SP-SS-040W-TPU1/19+20/100	05817	0.79	19 + 20	200
	1.89	48	25SP-SS-048W-TPU1/24+25/100	05814	0.88	24 + 25	200
	1.97	50	25SP-SS-050W-TPU1/26+27/100	05815	0.93	26 + 27	200
	4.53	115	25SP-SS-115W-TPU1/61+62 H/50	05816	0.97	61 + 62	100

Patch with customer logo available for +10% upcharge (one color only). Minimum order 10 boxes. 8 week lead time.

Clipper® Laundry Patch Fasteners

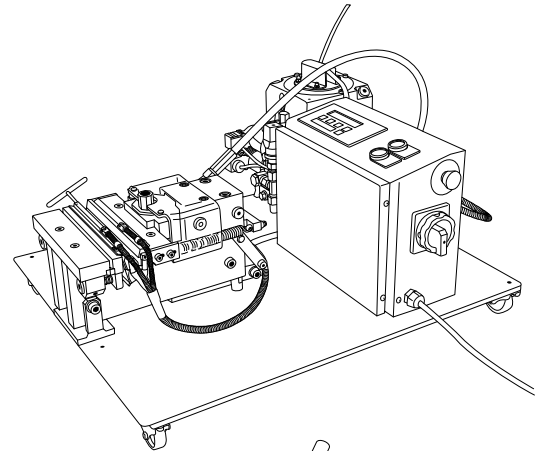


CLIPPER® PRODUCTION LACERS

ARK150-WNP LACER (FORMALLY PRO150)

(Does not include adapter)

ORDERING NUMBER	ITEM CODE	WT. LBS.
115 VOLT; SINGLE PHASE; 60 HZ		
ARK150-WNP-115V1PH-60HZ	05772	370.3



ADAPTER FOR ARK150-WNP (PRO150) LACER

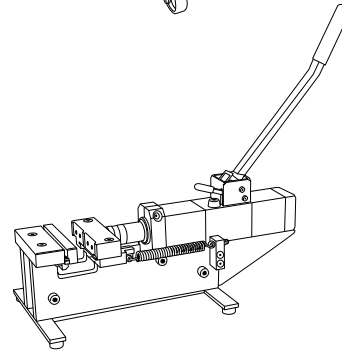
(Includes 1.6 mm gauge pin)

HOOK SIZE	ORDERING NUMBER	ITEM CODE	WT. LBS.
25 PATCH	P150CLPR25SPP115V	04377	4.3
25 PATCH	P150CLPR25SPP230V	04415	4.3

AHP-WNP-HAND PUMP LACER (FORMALLY PRO120)

(Does not include adapter or temperature controller - purchase separately)

ORDERING NUMBER	ITEM CODE	WT. LBS.
AHP120-WNP-HAND	04374	35.1



ADAPTER FOR AHP120-WNP-HAND LACER

(Includes 1.6 mm gauge pin)


HOOK SIZE	ORDERING NUMBER	ITEM CODE	WT. LBS.
25 PATCH	P120CLPR25SPP	04376	4.3


TEMPERATURE CONTROLLER FOR AHP 120-WNP-HAND LACER

ORDERING NUMBER	ITEM CODE	WT. LBS.
PRO-120TC-115V-60HZ	04378	6.0
PRO-120TC-230V1PH-50/60HZ	04953	6.0

CLIPPER BELT CLAMPS

ORDERING NUMBER	ITEM CODE	WT. LBS.
6IN-LAUNDRY-TAPE CLAMP	05858	2.0

 **Stock Items** (non-shaded) carried in factory inventory.

 **Made To Order Items** (shaded) have added lead time.

Non-Listed Items are available.
Request quote for price and delivery.



How Alligator® Lacing Works

Hammer applied Alligator® Lacing utilizes a design with teeth that are formed so that when they are driven parallel to the length of the belt, the vital longitudinal carcass fibers are not severed.

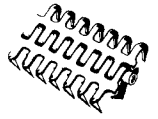
The compression fit of the connecting bar provides a strong, vise-like hold on the belt

and distributes belt tension evenly across the entire belt width. The one-piece fastener strip also ensures that there are no loose pieces to work themselves out of the belt and into the conveyed product. The flat splice obtained with a continuous strip of lacing also helps with hinge pin insertion.

Applications	Installation Method	What You Need for Installation
<ul style="list-style-type: none"> • Manufacturing Assembly Lines • Food, Package, and Parts Handling • Checkout Counters • Agricultural Equipment 	Requires only a hammer; no special tools needed. Unique, patented clips and round gauge rod act as an "extra" pair of hands.	<ul style="list-style-type: none"> • Fasteners • Hinge Pin • Hammer
How to Specify the Correct Alligator® Lacing	Fastener Metal Selection	Hinge Pin Selection
<ol style="list-style-type: none"> 1. Determine Belt Tension (PIW). 2. Measure your Belt Thickness. 3. Measure the Diameter of the Smallest Pulley in your Drive with Belt Wrap more than 90°. 4. Choose the fastener size that is appropriate for your specifications in the selection chart below. 	<p>Steel. Standard fastener material.</p> <p>Stainless Steel. Type 316 Stainless Steel</p>	<p>H Steel Corrugated - for all sizes of Alligator belt lacing.</p> <p>SH Stainless Steel Corrugated - for all sizes of Alligator belt lacing.</p> <p>RH Rocker Hinge Pin - for transmission belt lacing, two-piece pin to reduce friction and wear on loops and lacing.</p> <p>NC Nylon Covered Steel Cable - for easier hinge pin insertion.</p> <p>NCS Nylon Covered Stainless Cable - for greater corrosion resistance.</p>

Alligator® Lacing Selection Chart

Lacing Size	For Belts With Mechanical Fastener Ratings Up To:		Belt Thickness Range		Recommended Min. Pulley Diameter		Approx. Corrugated Hinge Pin Diameter	
	PIW	kN/m	in.	mm	in.	mm	in.	mm
00	25	4.3	Up thru 1/16	Up thru 1.6	1	25	3/64	1.2
1	45	7.8	1/16-3/32	1.6-2.4	1-1/2	38	1/16	1.6
7	50	8.7	3/32-9/64	2.4-3.6	2	51	1/16	1.6
15	65	11.4	1/8-5/32	3.2-4.0	2-1/2	64	3/32	2.4
20	95	16.6	5/32-3/16	4.0-4.8	3	76	7/64	2.8
25	100	17.5	3/16-7/32	4.8-5.6	4	102	1/8	3.2
27	100	17.5	7/32-9/32	5.6-7.1	5	127	1/8	3.2
35	150	26.0	9/32-5/16	7.1-7.9	7	178	9/64	3.6
45	165	28.0	5/16-3/8	7.9-9.5	9	229	3/16	4.8
55	175	30.0	3/8-7/16	9.5-11.1	12	305	13/64	5.2
65	200	35.0	7/16-1/2	11.1-12.7	14	356	13/64	5.2



FASTENERS

STEEL LACING WITH STEEL CORRUGATED HINGE PIN

BELT WIDTH		ORDERING NUMBER	ITEM CODE	WT. LBS.	ORDERING NUMBER	ITEM CODE	WT. LBS.	ORDERING NUMBER	ITEM CODE	WT. LBS.	ORDERING NUMBER	ITEM CODE	WT. LBS.	ORDERING NUMBER	ITEM CODE	WT. LBS.
in.	mm	00			1A			1B			7			15		
12"	300	00-12	10050	.2	1A-12	10070	.5	Note: Size 1A and 1B Alligator lacing has been modified to allow for complete interchangeability. For machine applied lacing, order the corresponding 1A size.	7-12	10090	.7	15-12	10482	1.0		
14"	350	00-14	10051	.5	1A-14	10071	.7		7-14	10091	.9	15-14	10110	1.2		
16"	400	00-16	10052	.5	1A-16	10072	.8		7-16	10092	1.0	15-16	10111	1.4		
18"	450	00-18	10053	.5	1A-18	10073	.8		7-18	10093	1.1	15-18	10112	1.5		
20"	500	00-20	10054	.6	1A-20	10074	1.0		7-20	10094	1.2	15-20	10113	1.6		
22"	550	00-22	10055	.6	1A-22	10075	1.0		7-22	10095	1.3	15-22	10114	1.8		
24"	600	00-24	10056	.7	1A-24	10076	1.1		7-24	10096	1.4	15-24	10115	2.0		
26"	650								7-26	10097	1.5	15-26	10116	2.2		
28"	700								7-28	10098	1.6	15-28	10117	2.3		
30"	750	00-30	10059	.9	1A-30	10079	1.3		7-30	10099	1.7	15-30	10118	2.4		
32"	800								7-32	10100	1.9	15-32	10119	2.6		
36"	900	00-36	10061	1.0	1A-36	10081	1.6		7-36	10101	2.0	15-36	10120	2.7		
42"	1050	00-42	10062	1.2	1A-42	10082	2.0	7-42	10102	2.2	15-42	10121	3.4			
48"	1200	00-48	10063	1.3	1A-48	10083	2.0	7-48	10103	2.7	15-48	10122	3.8			
60"	1500	00-60	10065	1.7	1A-60	10085	2.7	7-60	10105	3.4	15-60	10124	4.8			
20					25			27			35			45		
12"	300	20-12	10483	1.3	25-12	10484	1.5	27-12	10485	1.7	35-12	10486	2.8	45-12	10487	3.4
14"	350	20-14	10130	1.6	25-14	10150	1.6	27-14	10165	2.1	35-14	10180	3.3	45-14	10196	4.0
16"	400	20-16	10131	1.8	25-16	10151	1.9	27-16	10166	2.3	35-16	10181	3.7	45-16	10197	4.6
18"	450	20-18	10132	2.0	25-18	10152	2.2	27-18	10167	2.6	35-18	10182	4.1	45-18	10198	5.1
20"	500	20-20	10133	2.2	25-20	10153	2.4	27-20	10168	3.0	35-20	10183	4.6	45-20	10199	5.6
22"	550	20-22	10134	2.3	25-22	10154	2.7	27-22	10169	3.1						
24"	600	20-24	10135	2.5	25-24	10155	2.9	27-24	10170	3.4	35-24	10185	5.5	45-24	10201	6.8
26"	650				25-26	10156	3.1	27-26	10171	3.8						
28"	700	20-28	10137	3.0	25-28	10157	3.5	27-28	10172	3.9						
30"	750	20-30	10138	3.2	25-30	10158	3.6	27-30	10173	4.2	35-30	10188	6.8	45-30	10204	8.5
32"	800	20-32	10139	3.4				27-32	10174	4.7						
36"	900	20-36	10140	3.8	25-36	10160	4.3	27-36	10175	5.0	35-36	10190	8.2	45-36	10206	10.1
42"	1050	20-42	10141	4.6	25-42	10161	5.1	27-42	10176	5.9	35-42	10191	9.6	45-42	10207	11.8
48"	1200	20-48	10142	5.0	25-48	10162	5.7	27-48	10177	6.6	35-48	10192	11.0	45-48	10208	13.4
54"	1350	20-54	10143	5.4	25-54	10163	6.5									
60"	1500	20-60	10144	6.3	25-60	10164	7.1	27-60	10179	8.2	35-60	10194	13.6	45-60	10210	16.8
55					65											
12"	300	55-12	10488	4.8	65-12	10489	5.7									
14"	350															
16"	400															
18"	450	55-18	10214	7.2	65-18	10232	8.8									
20"	500	55-20	10215	7.9												
24"	600	55-24	10217	9.6	65-24	10235	11.5									
30"	750	55-30	10220	11.8	65-30	10238	14.6									
36"	900	55-36	10222	14.0	65-36	10240	17.3									
42"	1050	55-42	10223	16.6												
48"	1200	55-48	10224	19.2	65-48	10242	23.0									
60"	1500				65-60	10244	28.8									

Any lengths over 60" are sold by the set.

- Stock Items** (non-shaded) carried in factory inventory.
 - Made To Order Items** (shaded) have added lead time.
 - Non-Listed Items** are available.
- Request quote for price and delivery.

ALLIGATOR® LACING

CARTON CONTENTS:

- 4 Sets Lacing
- 4 Hinge Pins
- 1 Gauge Pin
- Required number of clips





Alligator® Conveyor Belt Lacing

FASTENERS

316 STAINLESS LACING WITH 300 SERIES STAINLESS CORRUGATED HINGE PINS

BELT WIDTH		ORDERING NUMBER	ITEM CODE	WT. LBS.	ORDERING NUMBER	ITEM CODE	WT. LBS.	ORDERING NUMBER	ITEM CODE	WT. LBS.	ORDERING NUMBER	ITEM CODE	WT. LBS.	ORDERING NUMBER	ITEM CODE	WT. LBS.
in.	mm	00S			1S			1BS			7S			15S		
12"	300	00S-12	10528	.2	1S-12	10545	.5	Note: Size 1S and 1BS Alligator lacing has been modified to allow for complete interchangeability. For machine applied lacing, order the corresponding 1S size.	7S-12	10562	.7	15S-12	10491	1.1		
14"	350	00S-14	10529	.5	1S-14	10546	.5		7S-14	10563	.9	15S-14	10579	1.1		
16"	400	00S-16	10530	.4	1S-16	10547	.8		7S-16	10564	1.0	15S-16	10580	1.4		
18"	450	00S-18	10531	.5	1S-18	10548	.9		7S-18	10565	1.1	15S-18	10581	1.5		
20"	500	00S-20	10532	.7	1S-20	10549	1.0		7S-20	10566	1.2	15S-20	10582	1.7		
24"	600	00S-24	10534	.7	1S-24	10551	1.1		7S-24	10568	1.4	15S-24	10584	2.0		
28"	700								7S-28	10570	1.6	15S-28	10586	2.1		
30"	750	00S-30	10537	.8	1S-30	10554	1.4		7S-30	10571	1.8	15S-30	10587	2.5		
36"	900	00S-36	10539	1.0	1S-36	10556	1.7		7S-36	10573	2.1	15S-36	10589	2.9		
42"	1050	00S-42	10540	1.0	1S-42	10557	2.0		7S-42	10574	2.5	15S-42	10590	3.5		
48"	1200	00S-48	10541	1.4	1S-48	10558	2.1		7S-48	10575	2.7	15S-48	10591	3.9		
54"	1350				1S-54	10559	3.1									
60"	1500	00S-60	10543	1.7	1S-60	10560	2.8	7S-60	10577	3.7	15S-60	10593	4.8			
		20S			25S			27S			35S			45S		
12"	300	20S-12	10492	1.4	25S-12	10493	1.5	27S-12	10494	1.8	35S-12	10495	2.9	45S-12	10496	3.4
14"	350	20S-14	10595	1.6	25S-14	10611	1.8	27S-14	10627	2.1	35S-14	10643	3.4			
16"	400	20S-16	10596	1.8	25S-16	10612	2.0	27S-16	10628	2.4	35S-16	10644	3.9			
18"	450	20S-18	10597	2.0	25S-18	10613	2.2	27S-18	10629	2.7	35S-18	10645	4.2	45S-18	10661	5.2
20"	500	20S-20	10598	2.2	25S-20	10614	2.5	27S-20	10630	3.0	35S-20	10646	4.7	45S-20	10662	5.5
24"	600	20S-24	10600	2.6	25S-24	10616	3.0	27S-24	10632	3.1	35S-24	10648	5.6	45S-24	10664	7.0
30"	750	20S-30	10603	3.3	25S-30	10619	3.7	27S-30	10635	4.5	35S-30	10651	7.0	45S-30	10667	8.2
36"	900	20S-36	10605	3.9	25S-36	10621	4.5	27S-36	10637	5.3	35S-36	10653	8.4	45S-36	10669	10.4
42"	1050				25S-42	10622	4.9	27S-42	10638	6.2	35S-42	10654	10.2	45S-42	10670	11.9
48"	1200	20S-48	10607	5.2	25S-48	10623	5.8	27S-48	10639	7.1	35S-48	10655	11.1			
60"	1500	20S-60	10609	6.6	25S-60	10625	7.4	27S-60	10641	8.7	35S-60	10657	14.0			
		55S														
18"	450	55S-18	10677	7.3												
24"	600	55S-24	10680	9.7												
30"	750	55S-30	10683	12.0												
36"	900	55S-36	10685	16.8												
48"	1200	55S-48	10687	19.2												

 **Stock Items** (non-shaded) carried in factory inventory.

 **Made To Order Items** (shaded) allow one week for production. In most cases, the next standard stock item can be adapted to meet your requirements.

Non-Listed Items are available. Request quote for price and delivery.

Alligator® Conveyor Belt Lacing



EXTRA HINGE PINS



STEEL (H) CORRUGATED HINGE PINS – PACKAGES OF 10 PINS

BELT WIDTH		ORDERING NUMBER	ITEM CODE	WT. LBS.	ORDERING NUMBER	ITEM CODE	WT. LBS.	ORDERING NUMBER	ITEM CODE	WT. LBS.	ORDERING NUMBER	ITEM CODE	WT. LBS.
in.	mm	For 00			For 1 or 7			For 15			For 20		
6	150	00H6	10030	.1	1&7H6	10031	.1	15H12	10033	.2	20H12	10034	.3
12	300	00H12	11075	.1	1&7H12	11092	.1	15H18	11126	.4	20H18	11142	.4
18	450	00H18	11078	.1	1&7H18	11095	.2	15H24	11129	.5	20H24	11145	.6
24	600	00H24	11081	.1	1&7H24	11098	.2	15H30	11132	.6	20H30	11148	.7
30	750	00H30	11084	.2	1&7H30	11101	.3	15H36	11134	.8	20H36	11150	.9
36	900	00H36	11086	.2	1&7H36	11103	.3	15H48	11136	1.1	20H48	11152	1.2
48	1200	00H48	11088	.2	1&7H48	11105	.5	15H60	11138	1.2	20H60	11154	1.5
60	1500	00H60	11090	.3	1&7H60	11107	.5						
		For 25 or 27			For 35			For 45			For 55 or 65		
12	300	25&27H12	10035	.4	35H12	10037	.6	45H12	10038	.9			
18	450	25&27H18	11157	.7	35H18	11187	1.0	45H24	11205	1.7	55&65H24	11220	2.8
24	600	25&27H24	11160	.8	35H24	11190	1.3	45H36	11210	2.6	55&65H36	11225	4.3
30	750	25&27H30	11163	1.1	35H30	11193	1.5	45H48	11212	3.8	55&65H48	11227	5.6
36	900	25&27H36	11165	1.2	35H36	11195	1.8	45H60	11214	4.4	55&65H60	11229	7.4
48	1200	25&27H48	11167	1.8	35H48	11197	2.5						
60	1500	25&27H60	11169	2.4	35H60	11199	3.2						

STAINLESS (SH) CORRUGATED HINGE PINS – 300 SERIES – PACKAGES OF 10 PINS

BELT WIDTH		ORDERING NUMBER	ITEM CODE	WT. LBS.	ORDERING NUMBER	ITEM CODE	WT. LBS.	ORDERING NUMBER	ITEM CODE	WT. LBS.	ORDERING NUMBER	ITEM CODE	WT. LBS.
in.	mm	For 00			For 1 or 7			For 15			For 20		
12	300				1&7SH12	11846	.1	15SH18	11878	.4			
18	450				1&7SH18	11849	.2	15SH24	11881	.5	20SH24	11906	.5
24	600	00SH24	11831	.1	1&7SH24	11852	.2	15SH30	11884	.7	20SH30	11909	.7
30	750				1&7SH30	11855	.3	15SH36	11886	.8	20SH36	11911	.9
36	900	00SH36	11836	.2	1&7SH36	11857	.4	15SH48	11888	.9	20SH48	11913	1.2
48	1200	00SH48	11838	.2	1&7SH48	11859	.4	15SH60	11890	1.0			
60	1500	00SH60	11840	.3	1&7SH60	11861	.5						
		For 25 or 27			For 35			For 45			For 55 or 65		
12	300	25&27SH12	11925	.4	35SH12	11950	.7						
18	450	25&27SH18	11928	.7									
24	600	25&27SH24	11931	.9	35SH24	11956	1.2				55&65SH24	11998	2.8
30	750	25&27SH30	11934	1.2									
36	900	25&27SH36	11936	1.4	35SH36	11961	2.0	45SH36	11982	2.8			
48	1200	25&27SH48	11938	1.7	35SH48	11963	2.6	45SH48	11984	4.3			
60	1500	25&27SH60	11940	2.0									

EXTRA CLIPS

6 CLIPS PER PACKAGE

FASTENER SIZE	ORDERING NUMBER	ITEM CODE	WT. LBS.
1, 7	1 & 7 CLIP	13256	.03
15, 20	15 & 20 CLIP	13250	.03
25, 27	25 & 27 CLIP	13252	.04
35	35 CLIP	13253	.04
45	45 CLIP	13254	.04



Alligator[®] Transmission Belt Lacing

FASTENERS

STRIP LENGTH		ORDERING NUMBER	ITEM CODE	SETS/ BOX	WT. LBS.
STEEL					
6"	150	00	10000	6	.2
6"	150	1A	10001	6	.3
6"	150	7	10002	6	.5
12"	300	15	10003	4	.9
12"	300	20	10004	4	1.2
12"	300	25D	10005	4	1.4
12"	300	27K	10008	4	1.7
12"	300	35N	10011	4	2.7
12"	300	45U	10012	4	3.3
12"	300	55W	10013	4	4.7
12"	300	65X	10014	4	5.8

ORDERING NUMBER	ITEM CODE	SETS/ BOX	WT. LBS.
STAINLESS (TYPE 316)			
00S	10512	6	.2
1AS	10513	6	.3
7S-TRANS	10514	6	.5
15S	10515	4	.9
20S	10516	4	1.2
25DS	10517	4	1.5
27KS	10519	4	1.8
35NS	10521	4	2.8
45US	10522	4	3.4
55WS	10523	4	5.0

ECONOMY PACKAGES – 12" STRIPS

ORDERING NUMBER	ITEM CODE	SETS/ BOX	WT. LBS.
STEEL LACING (WITH PINS)			
15E	10020	10	3.2
20E	10021	10	4.2
25E	10022	10	4.8
27E	10023	10	5.8
35E	10024	10	8.3

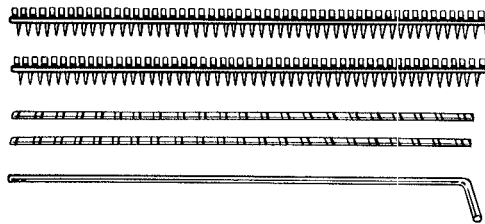
TRANSMISSION BELT LACING

CARTON CONTENTS:

Fastener Sets as indicated above:
 Sizes #00, 1 and 7 are 6" strips.
 Sizes #15 through 65 are 12" strips.

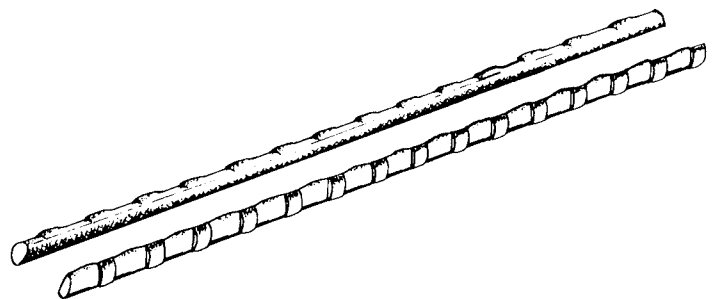
Rocker Hinge Pins (Sizes 00, 1A, 7, 00S, 1AS and 7S come with Corrugated Hinge Pins.)

1 Gauge Pin




ROCKER HINGE PINS (EXTRA-20/PACKAGE) FOR TRANSMISSION BELT LACING

ORDERING NUMBER	ITEM CODE	ORDERING NUMBER	ITEM CODE	WT. LBS.
STEEL (RH)		STAINLESS (SRH)		
15RH12	12375			.3
20RH12	12376	20SRH12	12388	.3
		25SRH12	12389	.4
27RH12	12378			.5
35RH12	12379			.6
45RH12	12380			.8
55&65RH12	12381			1.3



- Stock Items** (non-shaded) carried in factory inventory.
- Made To Order Items** (shaded) allow one week for production. In most cases, the next standard stock item can be adapted to meet your requirements.
- Non-Listed Items** are available. Request quote for price and delivery.



How Alligator® Staple Fasteners Work

Designed for light and medium duty synthetic carcass belting, the Alligator® Staple fastener utilizes high tensile, stainless steel staple attachment, in conjunction with an extended plate design. This design separates the point of fastener penetration from the line of belt flexing to eliminate splice fatigue at the point of belt attachment.

Staple fasteners are furnished in strips with a bridge between each fastener plate. This strip design minimizes the chance of individual parts dislodging into the conveyed product. The one piece design provides a

stronger splice, greater resistance to impact damage, and a smoother, unrippled joint that simplifies hinge pin insertion.

Staples are hammer driven through the fastener and belt, working between the carcass fibers without severing them. The staples are then clinched cross-wise to the belt, so that belt tension does not pull against the staples to unclinch them.

Applications	Installation Method	What You Need for Installation
<ul style="list-style-type: none"> Package and Parts Handling Cased Goods Food Wood Agricultural Products 	A portable, lightweight application tool is easily carried to the job for on-site installation. The tool holds belt and fastener while staples are set with a hammer and a staple driver.	<ul style="list-style-type: none"> Fasteners Hinge Pin Installation Tool Staple Driver 1 lb. Hammer
How to Specify the Correct Alligator® Staple Fastener	Fastener Metal Selection	Hinge Pin Selection
<ol style="list-style-type: none"> Determine Belt Tension (PIW). Measure your Belt Thickness. Measure the Diameter of the Smallest Pulley in your Drive with Belt Wrap more than 90°. Choose the fastener size that is appropriate for your specifications in the selection chart below. 	<p>Steel. Standard fastener material.</p> <p>Stainless Steel. Type 316 Stainless Steel provides extra resistance to abrasion, magnetic attraction, and corrosion from acids and chemicals.</p> <p>Type 430 Magnetic Stainless Steel (Sizes 62 and 125).</p> <p>MegAlloy®. (Sizes 125 and 187) For superior resistance to wear and abrasion.</p>	<p>NC Nylon Covered Steel Cable - for use with steel fasteners, flat or troughed belts.</p> <p>NCS Nylon Covered Stainless Steel Cable - for applications with stainless fasteners, flat or troughed belts.</p> <p>SP Steel Spring Wire - for use with steel fasteners in abrasive or gritty material applications, flat belts only.</p> <p>SS Stainless Steel Spring Wire - for use with stainless fasteners, flat belts only.</p>

Alligator® Staple Fasteners Selection Chart

Fastener Size	Operating Tension Range		Belt Thickness Range		Min. Pulley Diameter		Approx. Hinge Pin Diameter	
	PIW	kN/m	in.	mm	in.	mm	in. (nylon-steel)	mm (nylon-steel)
RS62	100	17	1/16-1/8	1.5-3.2	2	50	nylon .080, steel .080	nylon 2.0, steel 2.0
RS125	160	28	1/8-3/16	3.2-4.8	3	75	nylon .141, steel .141	nylon 3.6, steel 3.6
RS187	200	35	3/16-1/4	4.8-6.4	4	102	nylon .203, steel .187	nylon 5.2, steel 4.7



Alligator® Staple Fasteners

FASTENERS

STEEL

RS62	BELT WIDTH		ORDERING NUMBER	ITEM CODE	WT. LBS.
	in.	mm			
	WITH NYLON COVERED STEEL CABLE PINS (NC)				
12"	300		RS62J12/300NC	54476	1.3
16"	400		RS62J16/400NC	54477	1.8
18"	450		RS62J18/450NC	54478	2.0
20"	500		RS62J20/500NC	54479	2.2
24"	600		RS62J24/600NC	54480	2.7
30"	750		RS62J30/750NC	54481	3.4
36"	900		RS62J36/900NC	54482	4.0
42"	1050		RS62J42NC	54485	4.7
48"	1200		RS62J48NC	54483	5.4
60"	1500		RS62J60NC	54484	6.7
72"	1800		RS62J72NC	54796	7.4

	ORDERING NUMBER	ITEM CODE	WT. LBS.
	WITH STEEL SPRING WIRE PINS (SP)		
	RS62J12/300SP	54486	1.3
	RS62J18/450SP	54487	2.0
	RS62J20/500SP	54492	2.2
	RS62J24/600SP	54488	2.7
	RS62J30/750SP	54493	3.4
	RS62J36/900SP	54489	4.0
	RS62J42SP	54502	4.7
	RS62J48SP	54490	5.4
	RS62J60SP	54491	6.7
	RS62J72SP	54429	7.4

STAINLESS (TYPE 316)

	ORDERING NUMBER	ITEM CODE	WT. LBS.
	WITH STAINLESS SPRING WIRE PINS (SS)		
	RS62SJ12/300SS	54494	1.3
	RS62SJ18/450SS	54495	2.0
	RS62SJ20/500SS	54496	2.2
	RS62SJ24/600SS	54497	2.7
	RS62SJ30/750SS	54498	3.4
	RS62SJ36/900SS	54499	4.0
	RS62SJ42SS	54503	4.7
	RS62SJ48SS	54500	5.4
	RS62SJ60SS	54501	6.7

CARTON CONTENTS:

- 4 Fastener Sets
- 4 Hinge Pins
- Required Amount of Retaining Washers

	ORDERING NUMBER	ITEM CODE	WT. LBS.
	WITH NYLON COVERED STAINLESS CABLE PINS (NCS)		
	RS62SJ12/300NCS	54505	1.3
	RS62SJ18/450NCS	54506	2.0
	RS62SJ24/600NCS	54507	2.7
	RS62SJ30/750NCS	54504	3.4
	RS62SJ36/900NCS	54508	4.0
	RS62SJ48NCS	54509	5.4
	RS62SJ60NCS	54510	6.7
	RS62SJ72NCS	55024	7.4

STEEL

RS125	BELT WIDTH		ORDERING NUMBER	ITEM CODE	WT. LBS.
	in.	mm			
	WITH NYLON COVERED STEEL CABLE PINS (NC)				
4"	100		RS125J4NC*	54513	1.6
10"	250		RS125J10NC	54514	1.7
12"	300		RS125J12/300NC	54515	1.9
14"	350		RS125J14NC	54516	2.3
16"	400		RS125J16/400NC	54517	2.5
18"	450		RS125J18/450NC	54518	2.8
20"	500		RS125J20/500NC	54519	3.2
24"	600		RS125J24/600NC	54520	3.7
30"	750		RS125J30/750NC	54521	4.5
36"	900		RS125J36/900NC	54522	5.5
42"	1050		RS125J42NC	54523	6.6
48"	1200		RS125J48NC	54524	7.4
60"	1500		RS125J60NC	54525	9.3
72"	1800		RS125J72NC	54573	10.9

	ORDERING NUMBER	ITEM CODE	WT. LBS.
	WITH STEEL SPRING WIRE PINS (SP)		
	RS125J16/400SP	54528	2.7
	RS125J18/450SP	54529	3.0
	RS125J20/500SP	54530	3.4
	RS125J24/600SP	54531	4.0
	RS125J30/750SP	54532	4.9
	RS125J36/900SP	54533	6.0
	RS125J42SP	54536	7.1
	RS125J48SP	54534	7.8
	RS125J60SP	54535	10.2
	RS125J72SP	54580	11.9

STAINLESS (TYPE 316)

	ORDERING NUMBER	ITEM CODE	WT. LBS.
	WITH STAINLESS SPRING WIRE PINS (SS)		
	RS125SJ12/300SS	54537	1.9
	RS125SJ14SS	54538	2.5
	RS125SJ16/400SS	54539	2.8
	RS125SJ18/450SS	54540	3.0
	RS125SJ20/500SS	54541	3.5
	RS125SJ24/600SS	54542	3.9
	RS125SJ30/750SS	54543	4.9
	RS125SJ36/900SS	54544	5.9
	RS125SJ42SS	54547	7.1
	RS125SJ48SS	54545	8.0
	RS125SJ60SS	54546	10.1
	RS125SJ72SS	54460	11.8

	ORDERING NUMBER	ITEM CODE	WT. LBS.
	WITH NYLON COVERED STAINLESS CABLE PINS (NCS)		
	RS125SJ10NCS	54549	1.5
	RS125SJ12/300NCS	54550	1.9
	RS125SJ14NCS	54551	2.3
	RS125SJ16/400NCS	54552	2.5
	RS125SJ18/450NCS	54553	2.8
	RS125SJ20/500NCS	54554	3.3
	RS125SJ24/600NCS	54555	3.8
	RS125SJ30/750NCS	54556	4.8
	RS125SJ36/900NCS	54557	5.5
	RS125SJ42NCS	54560	6.3
	RS125SJ48NCS	54558	7.6
	RS125SJ60NCS	54559	9.4
	RS125SJ72NCS	54568	11.0

*10 Sets per Box

STEEL

RS187	BELT WIDTH		ORDERING NUMBER	ITEM CODE	WT. LBS.
	in.	mm			
	WITH NYLON COVERED STEEL CABLE PINS (NC)				
4"	100		RS187J4NC*	54587	2.3
12"	300		RS187J12/300NC	54588	2.6
16"	400		RS187J16/400NC	54589	3.7
18"	450		RS187J18/450NC	54590	4.1
20"	500		RS187J20/500NC	54591	4.8
24"	600		RS187J24/600NC	54592	5.5
30"	750		RS187J30/750NC	54593	6.8
36"	900		RS187J36/900NC	54594	8.1
42"	1050		RS187J42NC	54595	9.5
48"	1200		RS187J48NC	54596	9.9
60"	1500		RS187J60NC	54597	11.9
72"	1800		RS187J72NC	54456	13.9

	ORDERING NUMBER	ITEM CODE	WT. LBS.
	WITH STEEL SPRING WIRE PINS (SP)		
	RS187J18/450SP	54598	4.5
	RS187J20/500SP	54599	5.1
	RS187J24/600SP	54601	5.9
	RS187J30/750SP	54603	7.0
	RS187J36/900SP	54604	9.4
	RS187J42SP	54605	10.1
	RS187J48SP	54602	11.5
	RS187J60SP	54586	14.4
	RS187J72SP	54426	16.3

STAINLESS (TYPE 316)

	ORDERING NUMBER	ITEM CODE	WT. LBS.
	WITH STAINLESS SPRING WIRE PINS (SS)		
	RS187SJ12/300SS	54765	3.4
	RS187SJ16/400SS	54613	4.0
	RS187SJ18/450SS	54606	4.5
	RS187SJ20/500SS	54624	5.1
	RS187SJ24/600SS	54607	5.9
	RS187SJ30/750SS	54608	7.6
	RS187SJ36/900SS	54609	8.9
	RS187SJ42SS	54610	9.7
	RS187SJ48SS	54611	11.8
	RS187SJ60SS	54612	13.8
	RS187SJ72SS	55059	15.8

	ORDERING NUMBER	ITEM CODE	WT. LBS.
	WITH NYLON COVERED STAINLESS CABLE PINS (NCS)		
	RS187SJ12/300NCS	54616	2.8
	RS187SJ16/400NCS	54614	3.9
	RS187SJ18/450NCS	54615	4.3
	RS187SJ20/500NCS	54621	4.9
	RS187SJ24/600NCS	54617	5.5
	RS187SJ30/750NCS	54618	7.1
	RS187SJ36/900NCS	54619	8.4
	RS187SJ42NCS	54622	8.9
	RS187SJ48NCS	54620	11.3
	RS187SJ60NCS	54715	13.3
	RS187SJ72NCS	54625	15.3

*10 Sets per Box

PLEASE NOTE: 310 Alligator Staple is no longer available.

MAGNETIC STAINLESS (TYPE 430)

ORDERING NUMBER	ITEM CODE	WT. LBS.
RS62MJ24/600MS	54473	2.7
RS125MJ24/600MS	54566	3.8

STAPLE LENGTHS

- RS62 = .37" (9.4 mm)
- RS125 = .45" (11.4 mm)
- RS187 = .52" (13.2 mm)

Stock Items (non-shaded) carried in factory inventory.

Made To Order Items (shaded) allow one week for production. In most cases, the next standard stock item can be adapted to meet your requirements.

Non-Listed Items are available. Request quote for price and delivery.

NOTE: Plate, Staples, and Hinge Pins are all Magnetic Stainless Steel.

Alligator® Staple Fasteners



HINGE PINS (EXTRA)

COILS

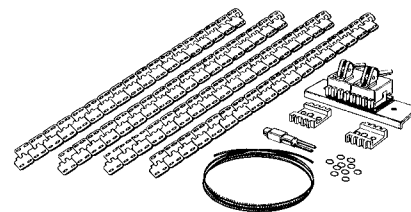
PACKAGES OF 10 PINS

	COILS					ORDERING			PACKAGES OF 10 PINS							
	COIL LENGTH	ORDERING NUMBER	ITEM CODE	WT. LBS.	ORDERING NUMBER	ITEM CODE	WT. LBS.	BELT WIDTH	ORDERING NUMBER	ITEM CODE	WT. LBS.	ORDERING NUMBER	ITEM CODE	WT. LBS.		
For 62	Foot		NC62 NYLON COVERED STEEL CABLE		NCS62 NYLON COVERED STAINLESS CABLE			SP62 STEEL SPRING WIRE PINS				SS62 300 SERIES STAINLESS SPRING WIRE PINS				
	10'	3	NC62-X	54002	0.1	NCS62-X	54005	0.1	12"	300	SP62-12/300	54111	0.2	SS62-12/300	54148	0.2
	100'	30	NC62-C	54003	1.0	NCS62-C	54006	1.0	16"	400	SP62-16/400	54112	0.3	SS62-16/400	54149	0.3
	NC AND NCS PIN MATERIAL IS OFFERED IN 10 FOOT (3 METER) COILS ("X") OR 100 FOOT (30 METER) REELS ("C").															
For 125	Foot		NC1 NYLON COVERED STEEL CABLE			NCS1 NYLON COVERED STAINLESS CABLE			SP1 STEEL SPRING WIRE PINS				SS1 300 SERIES STAINLESS SPRING WIRE PINS			
	10'	3	NC1-X	50661	0.2	NCS1-X	50665	0.2	16"	400	SP1-16/400	50173	0.6	SS1-16/400	50413	0.6
	100'	30	NC1-C	50662	1.7	NCS1-C	50666	1.7	18"	450	SP1-18/450	50174	0.7	SS1-18/450	50414	0.7
For 187	Foot		NC187 NYLON COVERED STEEL CABLE			NCS187 NYLON COVERED STAINLESS CABLE			SP2 STEEL SPRING WIRE PINS				SS2 300 SERIES STAINLESS SPRING WIRE PINS			
	10'	3	NC187-X	50669	0.2	NCS187-X	50673	0.2	18"	450	SP2-18/450	50426	1.3	SS2-18/450	50439	1.3
	100'	30	NC187-C	50670	4.8	NCS187-C	50674	4.8	20"	500	SP2-20	50427	1.4	SS2-20	50440	1.4

COMPLETE TOOL KITS

Each kit includes an Installation Tool, Staple Setting Plate, Belt Skiver, Belt Nippers, and a 1 lb. Hammer. Packaged in a durable plastic tool box.

DESCRIPTION	ORDERING NUMBER	ITEM CODE	WT. LBS.
6" Installation Kit	RSTK4-6	54634	20.5
12" Installation Kit	RSTK4-12	54635	27.7
Extra Tool Box	TOOL BOX STK	50009	5.4



INTRODUCTORY KIT

Each kit includes: 1 RSC187-4 Application Tool, four Joints, RS125-18 Staple Fasteners, and six feet Nylon-covered Hinge Pin (NC) material.

ORDERING NUMBER	ITEM CODE	WT. LBS.
RSAS-1	54633	7.5



Alligator® Staple Fasteners

INSTALLATION TOOLS

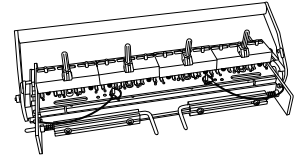
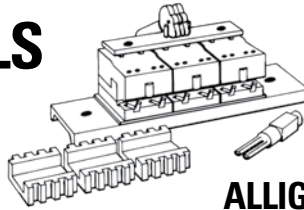
ALLIGATOR® RSC187

(For sizes no. 62, No. 125, and no. 187)

Includes Staple Driver

ORDERING NUMBER	ITEM CODE	WT. LBS.
RSC187	54626	1.3
RSC187-4	54627	4.0
RSC187-6	54628	5.6
RSC187-12	54629	12.8
RSC187-24	54631	20.0

NOTE: To upgrade your old C187 installation tool for use with Ready Set staple fasteners, exchange the green guide block(s) with the yellow (Ready Set) guide block(s) (ST5-5, Item Code 50016).



ALLIGATOR® GOLD CLASS PLUS INSTALLATION TOOL

DESCRIPTION	ORDERING NUMBER	ITEM CODE	WT. LBS.
24" Alligator Gold Class Plus Installation Tool	RS-GOLD-DA	55590	63.0

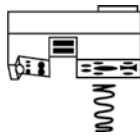
REPLACEMENT PARTS

Guide Block	ST7-5	55554	8.4
Cam Lever	ST8-CAM	55592	0.1

STAPLE GUIDE BLOCK

(Includes Cam Lever Spring)

ORDERING NUMBER	ITEM CODE	WT. LBS.
ST5-5	50016	.2



ALLIGATOR® QUAD STAPLE DRIVER

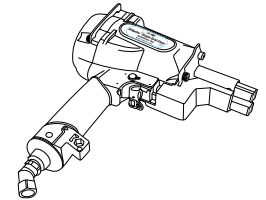
(DRIVES FOUR STAPLES AT ONE TIME)

ORDERING NUMBER	ITEM CODE	WT. LBS.
ST6-9	50201	.5



ALLIGATOR® GOLD CLASS POWER DRIVER

DESCRIPTION	ORDERING NUMBER	ITEM CODE	WT. LBS.
Power Driver	RS-GOLD-DRIVER	55541	14.0



STAPLE SETTING PLATE

ORDERING NUMBER	ITEM CODE	WT. LBS.
ST-28	50249	5.0



12" x 3"

BELT NIPPERS

ORDERING NUMBER	ITEM CODE	WT. LBS.
BN-1	50003	.8



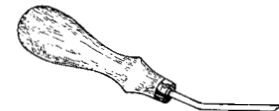
HINGE PIN RETAINING WASHERS-316SS

FOR FASTENER NUMBER	ORDERING NUMBER	ITEM CODE	OUTSIDE DIAMETER	INSIDE DIAMETER	WT. LBS.
62	62-RET-50	54030	1/4"	.10	.1
125	125-RET-50	50053	5/16"	.16	.1
187	187-RET-50	50075	3/8"	.22	.1



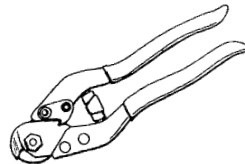
ROUGH-TOP BELT SKIVER

DESCRIPTION/ ORDERING NUMBER	ITEM CODE	WT. LBS.
RTBS Rough Top Skiver	03239	.3



ALLIGATOR® HINGE PIN CUTTER


ORDERING NUMBER	ITEM CODE	WT. LBS.
APC-1	50004	.5



HINGE PIN BENDER


(For use with spring wire pins)


ORDERING NUMBER	ITEM CODE	WT. LBS.
PB1	50077	.4



ALLIGATOR® BELT GRINDER

ORDERING NUMBER	ITEM CODE	WT. LBS.
RB-1	30867	.7



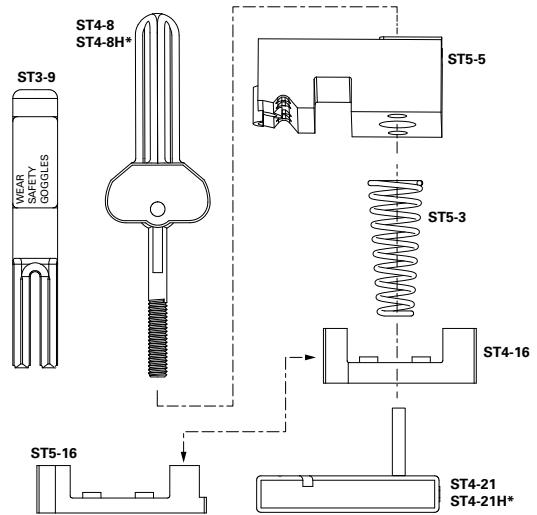


REPLACEMENT PARTS

FOR RSC187

DESCRIPTION	ORDERING NUMBER	ITEM CODE	WT. LBS.
Cam Lever Spring	ST5-3	50015	.1
Staple Driver	ST3-9	50200	.3
Mounting Bolt	ST3-13	50226	.1
Cam Locating Pin	ST3-14	50227	.1
Clamp Bar*	ST3-15-6	50231	.1
Anvil with Dowel Pins (Short)*	ST4-21	50238	.7
Anvil with Dowel Pins (Long)*	ST4-21H	50239	.7
ReadySet Staple Guide Block for RSC187 (yellow)	ST5-5	50016	.2
Cam Lever Assembly (Short)	ST4-8	50243	.1
Cam Lever Assembly (Long)*	ST4-8H	50244	.1
Comb 125/187 (Green)	ST4-16	50248	.3
Comb 62/125 (Yellow)	ST5-16	54010	.3

*NOTE: ST3-15-6 Clamp Bar, ST4-21H Anvil with Dowel Pins (Long) and ST4-8H Cam Lever Assembly (Long) are for multiple stage C187 tools that are six (6) inches or longer. For single stage C187 tools, order ST4-21 Anvil with Dowel Pins (Short) and the ST4-8 Cam Lever Assembly (Short).



MEGALLOY® STAPLE FASTENERS

MEGALLOY® FASTENERS

(Includes 16-6" fastener strips with staples. Hinge pins not included)

ORDERING NUMBER	ITEM CODE	WT. LBS.
125MA	50270	1.9
187MA	50272	2.6

INSTALLATION TOOLS STAPLE DISPENSER

ORDERING NUMBER	ITEM CODE	WT. LBS.	FOR SIZE
C150	50025	1.3	125 & 187

EXTRA STAPLES FOR MEGALLOY® FASTENERS

FOR FASTENER NUMBER	ORDERING NUMBER	ITEM CODE	BOX QTY.	WT. LBS.
125	S125	50144	990	.9
187	S187	50146	990	1.0


REPLACEMENT PARTS FOR ALLIGATOR® C187 INSTALLATION TOOL

DESCRIPTION	ORDERING NUMBER	ITEM CODE	WT. LBS.
Cam Lever Spring	ST3-3	50188	.1
Staple Guide Block -Green*	ST4-5	50240	.2

*For MegAlloy® only

NOTE: When ordering MegAlloy® Fasteners or bulk ordering lacing with special staple lengths, you must use a green guide block (ST4-5, #50240) with your installation tool. When using loose staples you can order a staple dispenser to speed your installation of this product.

- Stock Items** (non-shaded) carried in factory inventory.
- Made To Order Items** (shaded) allow one week for production. In most cases, the next standard stock item can be adapted to meet your requirements.
- Non-Listed Items** are available. Request quote for price and delivery.



How Alligator® Rivet Fasteners Work

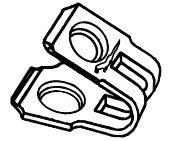
The Alligator® Rivet Fastener system uses the self-setting rivet technology that Flexco developed for the underground mining market. The patented rivets work between the carcass fibers, without severing them, leaving the entire belt carcass intact. The fasteners and rivets of this system are constructed from durable, abrasion-resistant stainless steel for long life.

Because the rivets are self-setting, fasteners are installed quickly from the top side of the belt. Rivets are driven through the fastener plates and the belt, passing between the carcass fibers. The specially-shaped head of each pilot nail works in conjunction with the application tool's anvil plate to set the rivets.

Applications	Installation Method	What You Need for Installation
Hay Baling	Fasteners are installed in one simple procedure with self-setting rivets, using a portable fixture and hammer.	<ul style="list-style-type: none"> • Fasteners • Rivets • Hinge Pin • Installation Tool • 1 lb. Hammer
How to Specify the Correct Alligator® Rivet Fastener	Fastener Metal Selection	Hinge Pin Selection
Fits most round hay balers. Contact Customer Service for more information.	Stainless Steel. Type 300 Series Stainless Steel.	Steel Corrugated - the standard metal pin. Corrugations retain pin within the splice. Stainless Steel Spring Wire - resists wear and corrosion.

Alligator® Rivet Fastener Selection Chart

Operating Tension Range		Belt Thickness Range		Pulley Diameter		Approx. Hinge Pin Diameter	
PIW	kN/m	in.	mm	in.	mm	in.	mm
300	52	13/64-15/64	5.1-6.0	3-1/2	88	.140	3.6

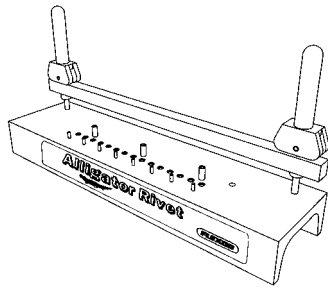


FASTENERS

(300 SERIES STAINLESS PLATES)

BELT WIDTH		ORDERING NUMBER	ITEM CODE	UNIT OF MEASURE*
in.	mm	WITH STEEL CORRUGATED HEAT-TREATED HINGE PINS		
4	100	ARJ4/100	15000	Package
6	150	ARJ6/150	14983	Package
6.8	173	ARJ6.8/173	14979	Package
7	175	ARJ7/175	15001	Package
10	250	ARJ10/250	15002	Package
14	350	ARJ14/350	15003	Package
WITH 300 SERIES STAINLESS SPRING WIRE HINGE PINS				
6	150	ARJ6/150SSI	14995	Package

NOTE: Each package includes fasteners, rivets and hinge pins for 2 complete splices.
*Minimum 10 pack order quantity.



HAND APPLICATOR TOOL

DESCRIPTION	ORDERING NUMBER	ITEM CODE	WT. LBS.
7" (175 mm) Installation Tool	ART-7	15004	6.9
14" (350 mm) Installation Tool	ART-14	15005	10.1

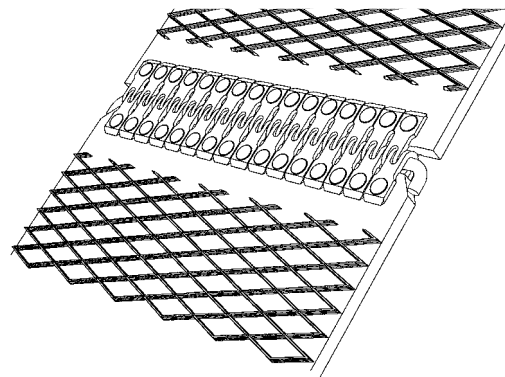


MULTIPLE RIVET INSTALLATION TOOL

Includes tool with guide block, pneumatic punch and hand punch

DESCRIPTION	ORDERING NUMBER	ITEM CODE	WT. LBS.
7" (175 mm) Installation Kit	MART-7	15025	9.1
14" (350 mm) Installation Kit	MART-14	15026	12.4
REPLACEMENT PARTS			
Pneumatic Punch	AR1P	15027	.2

NOTE: When using the pneumatic punch, air pressure not to exceed 85 psi.



LOW PROFILE FASTENERS

(300 SERIES STAINLESS PLATES)

BELT WIDTH		ORDERING NUMBER	ITEM CODE	UNIT OF MEASURE
in.	mm	WITH STEEL CORRUGATED HEAT-TREATED HINGE PINS		
4	100	ARLPJ4/100-8STS FASTENERS	15099	Package
6	150	ARLPJ6/150-8STS FASTENERS	15100	Package
6.8	173	ARLPJ6.8/173-8STS FASTENERS	15093	Package
7	175	ARLPJ7/175-8STS FASTENERS	15101	Package
10	250	ARLPJ10/250-8STS FASTENERS	15102	Package
14	350	ARLPJ14/350-8STS FASTENERS	15103	Package

COMPLETE TOOL KITS - HAND APPLICATOR TOOL

Each kit includes an Installation Tool, Belt Hand Skiver, 1 lb. Hammer, and 2 packages of Alligator Rivet Fasteners. Packaged in a durable plastic tool box.



DESCRIPTION	ORDERING NUMBER	ITEM CODE	WT. LBS.
7" (175 mm) Installation Kit	ARTK-7	15006	14.5
14" (350 mm) Installation Kit	ARTK-14	15015	18.5

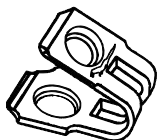
COMPLETE TOOL KITS - MULTIPLE RIVET INSTALLATION TOOL

Each kit includes a multiple rivet installation tool, guide block with screws, two pneumatic punches, hand punch and air hammer. Packaged in a durable plastic tool box.

DESCRIPTION	ORDERING NUMBER	ITEM CODE	WT. LBS.
7" (175 mm) Installation Kit	MARTK-7	15032	16.5
14" (350 mm) Installation Kit	MARTK-14	15033	19.7

NOTE: When using the pneumatic punch, air pressure not to exceed 85 psi.

-  **Stock Items** (non-shaded) carried in factory inventory.
-  **Made To Order Items** (shaded) allow one week for production. In most cases, the next standard stock item can be adapted to meet your requirements.
- Non-Listed Items** are available. Request quote for price and delivery.

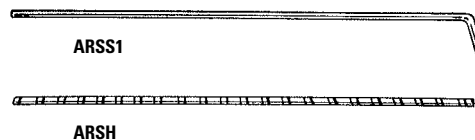


Alligator[®] Rivet Fasteners

REPLACEMENT HINGE PINS

BELT WIDTH		ORDERING NUMBER	ITEM CODE	QTY. PKG.	ORDERING NUMBER	ITEM CODE	QTY. PKG.
in.	mm	ARSH STEEL CORRUGATED HEAT-TREATED HINGE PIN			ARSS1 300 SERIES STAINLESS SPRING WIRE PIN		
4"	100	ARSH4/100	14990	9	ARSS1-4/100	15007	9
6"	150	ARSH6/150	14991	8	ARSS1-6/150	15017	8
6.8"	173	ARSH6.8/173	15098	8	ARSS1-6.8/173	15104	8
7"	175	ARSH7/175	14992	8	ARSS1-7/175	15008	8
10"	250	ARSH10/250	14993	4	ARSS1-10/250	15009	4
14"	350	ARSH14/350	14994	4	ARSS1-14/350	15010	4

NOTE: For nylon covered hinge pins, NC1 or NCS1, see page 39.



TOOL REPLACEMENT PARTS

DESCRIPTION	ORDERING NUMBER	ITEM CODE	WT. LBS.
Pneumatic Punch	AR1P	15027	.20
Hand Punch	AR1H	15036	0.2
Guide Block 7"	MARGB-7	15028	1.0
Guide Block 14"	MARGB-14	15029	1.6
Cam Lever Assembly	ART7-7	15012	.1
Cam Lever Spring	ST5-3	50015	.1
Clamp Bar 7"	ART7-5	15013	.8
Clamp Bar 14"	ART14-5	15014	1.3
Guide Block Post	MART-GBPWS	15031	.1
Guide Block Knob	MART-GBK	15030	.3
Felt Washers (2 per Package)	MART-GBFW	15035	.1


EXTRA RIVETS (TYPE 430)

DESCRIPTION	ORDERING NUMBER	ITEM CODE
15/PKG.	AR3-15	15011



ALLIGATOR[®] BELT GRINDER

ORDERING NUMBER	ITEM CODE	WT. LBS.
RB-1	30867	.7



BALER BELT SKIVER


DESCRIPTION	ORDERING NUMBER	ITEM CODE
Baler Belt Skiver	SKIVER-BALERBELT-7IN	04989



REPLACEMENT PARTS

DESCRIPTION	ORDERING NUMBER	ITEM CODE
5 Replacement Blades	BLADE-KIT-5-BALER-SKIVER	04990
5 Replacement Shims	SHIM-KIT-5-BALER-SKIVER	04991
Bench Mounting Kit	BENCH-MOUNT-KIT-BALER-SKIVER	04994

Stock Items (non-shaded) carried in factory inventory.
 Made To Order Items (shaded) allow one week for production. In most cases, the next standard stock item can be adapted to meet your requirements.
Non-Listed Items are available. Request quote for price and delivery.



How Alligator® Non-Metallic Fasteners Work

Alligator® Non-Metallic Fasteners are made up of two distinct product lines, the Alligator® Plastic Rivet System and the Alligator® Spiral Lace Fastener System.

The **Alligator® Plastic Rivet Fasteners** were developed to bring the many advantages of mechanical belt fasteners to those applications where metal belt fasteners could not be used. They are external, cover-mounted fasteners employing a one-piece, integrated design with rivets molded into the top plates of the fasteners. These rivets pass through pre-punched holes

and are formed over through our Spin-Set™ technology, compressing the fastener plates and finishing the splice. Fastener operating temperature range is 20°F - 180°F).

The **Alligator® Spiral Lace Fastener** system was designed for small pulley, low-profile applications. The fastener is constructed of polyester webbing, spirals, and hinge pins. It is installed by either insertion between the plies, ply stepping, or finger splicing. Maximum operating temperature is 320°F.

Applications	Installation Method		What You Need for Installation	
	Alligator® Plastic Rivet	Alligator® Spiral Lace	Alligator® Plastic Rivet	Alligator® Spiral Lace
<ul style="list-style-type: none"> • Baggage Handling • Food Processing • X-Ray Equipment • Pharmaceutical • Indexing Conveyors • Mail Sortation 	Pass through pre-punched holes and are Spin-Set™, compressing the fastener plates and finishing the splice.	<ul style="list-style-type: none"> • Ply Insertion • Ply Stepping • Finger Splice • Finger-Step Splice 	<ul style="list-style-type: none"> • Fasteners • Hinge Pin • Belt Punch • Templet • Curling Bit • Comb Assembly • MDT-1 • Installation Tool 	<ul style="list-style-type: none"> • Spiral Lace • Hinge Pin • Adhesive Enhancer • Film/Foil • Splicing Press
How to Specify the Correct Alligator® Non-Metallic Fastener	Fastener Selection		Hinge Pin Selection	
<ol style="list-style-type: none"> 1. Determine Belt Tension (PIW). 2. Measure your Belt Thickness. 3. Measure the Diameter of the Smallest Pulley in your Drive with Belt Wrap more than 90°. 4. Choose the fastener size that is appropriate for your specifications in the selection chart below. 	Alligator® Plastic Rivet	Alligator® Spiral Lace	Alligator® Plastic Rivet	Alligator® Spiral Lace
	Nylon.	Polyester.	Nylon.	Polyester.

Alligator® Plastic Rivet Fastener Selection Chart

Fastener Size	For Belts With Mechanical Fastener Ratings Up To:		Belt Thickness Range		Recommended Min. Pulley Diameter		Approx. Hinge Pin Diameter	
	PIW	kN/m	in.	mm	in.	mm	in.	mm
APF-100	40	7	Up thru 3/32	Up thru 2.4	1-1/2	38	.096	2.5
APF-150	65	11	1/16-1/8	1.6-3.2	3	75	.136	3.5

Alligator® Spiral Lace Fastener Selection Chart

Fastener Size	Approx. Belt Thickness Range		Min. Pulley/Nose Bar		Approx. Operating Tension		Max. Operating Temperature		Approx. Pin Dia.	
	in.	mm	in.	mm	PIW	kN/m	Degrees F	Degrees C	in.	mm
ASL50	1/16-1/8	1.6-3.2	25/64-19/32	10-15	50	8.7	300	150	.031	0.8
ASL60	3/32-9/64	2.4-3.6	1-3/16	30	50	8.7	300	150	.035	.9
ASL90	1/8-3/16	3.2-4.6	1-31/32	50	50	8.7	300	150	.047	1.2

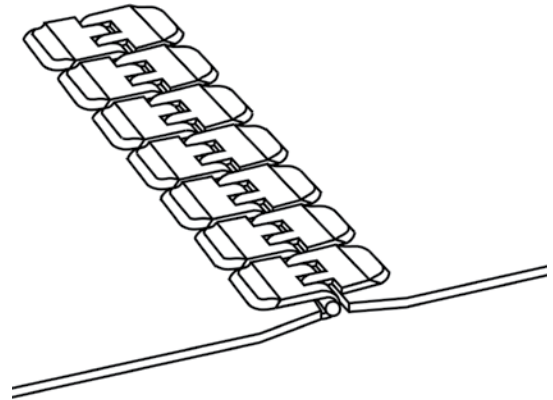


Alligator® Non-Metallic Fasteners

PLASTIC RIVET

FASTENERS Includes Fasteners & Hinge Pin to make one splice.

	BELT WIDTH		DESCRIPTION	ORDERING NUMBER	ITEM CODE	WT. LBS.
	in.	mm				
100	24	600	White	APF100W-50	80013	0.44
	48	1200	White	APF100W-100	80014	0.63
	24	600	Black	APF100B-50	80017	0.44
	48	1200	Black	APF100B-100	80018	0.63
	24	600	Blue	APF100BLUE-50	80023	0.44
	48	1200	Blue	APF100BLUE-100	80024	0.63
150	24	600	White	APF150W-50	80011	0.56
	48	1200	White	APF150W-100	80012	1.00
	24	600	Black	APF150B-50	80015	0.56
	48	1200	Black	APF150B-100	80016	1.00
	24	600	Blue	APF150BLUE-50	80026	0.56
	48	1200	Blue	APF150BLUE-100	80027	1.00



BULK FASTENERS

Recloseable plastic pail contains 500 fasteners - no Hinge Pins.

DESCRIPTION	ORDERING NUMBER	ITEM CODE	WT. LBS.
White	APF100W-500	80019	1.35
Black	APF100B-500	80021	1.35
Blue	APF100BLUE-500	80025	1.35
White	APF150W-500	80020	2.14
Black	APF150B-500	80022	2.14
Blue	APF150BLUE-500	80028	2.14



BULK FASTENERS

HINGE PINS

FASTENER SIZE	LENGTH		ORDERING NUMBER	ITEM CODE	WT. LBS.
	Foot	Meter			
APF100	10	3	NL250-X	80203	0.22
APF100	100	30	NL250-C	80204	2.20
APF150	10	3	NL350-X	80201	0.08
APF150	100	30	NL350-C	80202	0.80

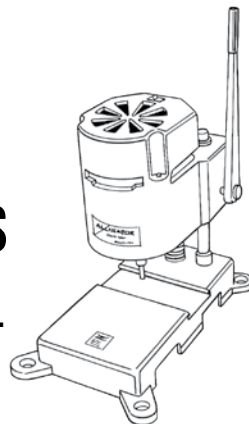
INSTALLATION TOOLS

MOTOR DRIVEN INSTALLATION TOOL

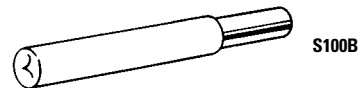
(Required for Installation)

Does not include Comb Assembly or Template. Purchase separately.

VOLTAGE	ORDERING NUMBER	ITEM CODE	WT. LBS.
110V	MDT-1	80110	31.0
220V-50 Cycle	MDT220-1	80111	35.0



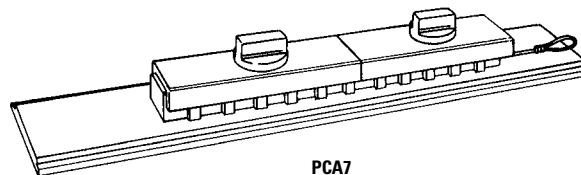
MDT-1



S100B

CURLING BIT (Required for Installation)

FASTENER SIZE	ORDERING NUMBER	ITEM CODE	WT. LBS.
APF100	S100B	80075	0.06
APF150	S150B	80076	0.06



PCA7

COMB ASSEMBLY (Required for Installation)

Includes Gauge Pin

LENGTH		ORDERING NUMBER	ITEM CODE	WT. LBS.
in.	mm			
12	300	PCA7-300	80099	5.0
24	600	PCA7-600	80100	9.0
Clamp Knob Assembly			80150	0.1

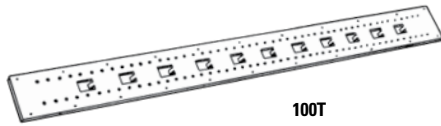
Stock Items (non-shaded) carried in factory inventory.

Made To Order Items (shaded) have added lead time.

Non-Listed Items are available.

Request quote for price and delivery.

Alligator® Non-Metallic Fasteners



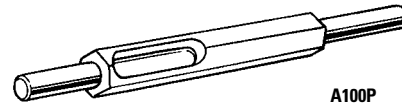
TEMPLATES

100T

LENGTH		ORDERING NUMBER	ITEM CODE	WT. LBS.
in	mm			
FOR APF100 FASTENERS				
12	300	100T-300	80042	0.70
24	600	100T-600	80043	1.38
36	900	100T-900	80044	1.81
48	1200	100T-1200	80045	2.50
FOR APF150 FASTENERS				
12	300	150T-300	80038	0.69
24	600	150T-600	80039	1.25
36	900	150T-900	80040	1.81
48	1200	150T-1200	80041	2.38

BELT PUNCH

FASTENER SIZE	HOLE DIAMETER	ORDERING NUMBER	ITEM CODE	WT. LBS.
APF100	.130	A100P	80078	0.06
APF150	.156	A150P	80079	0.06



A100P

PLASTIC RIVET LUBE

ORDERING NUMBER	ITEM CODE	WT. LBS.	PKG. QTY.
PRL4	80090	0.38	1

ALLIGATOR® SPIRAL LACE FASTENERS (Hinge Pin included)

LENGTH		ORDERING NUMBER	ITEM CODE	WT LBS.	ORDERING NUMBER	ITEM CODE	WT LBS.
Foot	Meter						
WHITE – SINGLE WEB							
10	3	ASL50/3	19460	0.6			
33	10						
100	30	ASL50/30	04281	N/A			
10	3	ASL60/3	19461	0.7			
33	10	ASL60/10	19462	2.2			
100	30	ASL60/30	19463	6.4			
10	3	ASL90/3	19466	0.9			
33	10	ASL90/10	19467	2.4			
100	30	ASL90/30	19468	6.8			
10	3	ASL160/3	19483	1.1			
100	30	ASL160/30	03913	7.5			
10	3	ASL190/3	19484	1.1			
33	10	ASL190/10	03892	3.3			
WHITE – DOUBLE WEB							
10	3	ASL60D/3	19476	1.0			
33	10	ASL60D/10	19477	2.5			
100	30	ASL60D/30	19478	6.8			
10	3	ASL90D/3	19479	1.2			
33	10	ASL90D/10	19480	2.8			
100	30	ASL90D/30	19481	7.5			
TAN – SINGLE WEB							
10	3	ASL60H/3	04467	1.5			
TAN – DOUBLE WEB							
10	3	ASL80H/3	19470	1.5			
BLACK – SINGLE WEB							
		ASLB50/3	04261	0.6			
		ASLB50/10	04262	N/A			
		ASLB50/30	04176	5.7			
		ASLB60/3	19486	0.7			
		ASLB60/30	05463	6.4			
		ASLB90/3	19485	0.9			
		ASLB90/30	19491	6.8			
BLACK – DOUBLE WEB							
		ASLB90D/3	19489	1.2			
		ASLB90D/10	19490	2.8			
		ASLB90D/30	19494	7.5			
BLUE – SINGLE WEB							
		ASLBLUE50/3	04416	0.6			
		ASLBLUE60/3	04417	1.0			
		ASLBLUE90/3	04418	1.0			

REPLACEMENT HINGE PINS

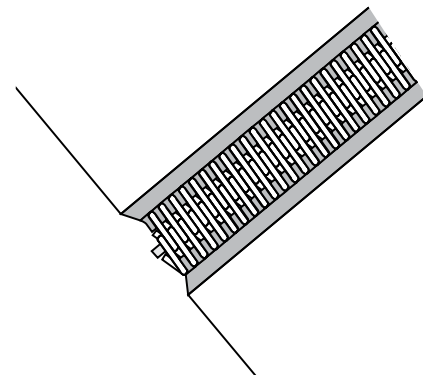
Bulk Hinge Pin material - 100' / coil


ORDERING NUMBER	ITEM CODE	WT. LBS.
ASLHP60C	19473	0.5
ASLHP90C	19474	0.6
ASLHP80C	19475	0.6

LEADER PINS

Note: Custom lengths available.

DESCRIPTION	ORDERING NUMBER	ITEM CODE
(15-foot pin with 3-foot leader)	POLY035X15FT-W/3FT	05200
(15-foot pin with 3-foot leader)	POLY047X15FT-W/3FT	05201





How Alligator® V-Belt Fasteners Work


The Alligator® V-Belt Fastening System is designed to grip the ends of a v-belt without interfering with the sheaves (pulleys) that the belt passes around.

Staples or nails are driven through the fastener and belt and folded over. They

are then hammered tight against the bottom plate of the fastener clinching the belt between the fastener plates. There is nothing that protrudes beyond the sides of the belt that would interfere with the sheaves.

Applications	Installation Method	What You Need for Installation
<ul style="list-style-type: none"> • Power Transmission • Agricultural Harvesting • Manufacturing 	<p>These fasteners are inserted into a holder/tool along with the belt end. The staples/nails are driven through the splice and when complete, the entire assembly is removed from the holder. Insert the hinge and the belt is ready to be run.</p>	<ul style="list-style-type: none"> • Fasteners • Hinge Pin • Staples/Nails • Holder/Tool • Rocker Pin Tools • 1 lb. Hammer
How to Specify the Correct Alligator® V-Belt Fastener	Fastener Metal Selection	Hinge Pin Selection
<p>The fastener size is determined by the belt size that you use. Simply choose the fastener that corresponds to your belt, A312, B437, or C531.</p>	<p>Steel. Standard fastener material.</p>	<p>Rocker Pins are included with the fasteners.</p>

Alligator® V-Belt Fasteners and V-Belt



FASTENERS

ORDERING NUMBER	ITEM CODE	SETS PER BOX	WT. LBS.
A312*	70020	10	.3
B437	70023	10	.5
BB4	70028	10	.4
C531	70030	10	1.2
D750	70034	10	2.1

*A312 Fasteners are installed with staples, all others installed with nails.

V-BELT CONVENTIONAL

LENGTH		ORDERING NUMBER	ITEM CODE	WT. LBS.
Foot	Meter			
20'	6	AV20	70170	1.8
100'	30	AV100	70171	9.0
250'	76	AV250	70172	22.5
20'	6	BV20	70174	2.6
100'	30	BV100	70175	13.0
250'	76	BV250	70176	32.5
100'	30	CV100	70178	22.0
250'	76	CV250	70179	55.0
DOUBLE V – SOLD BY THE FOOT IN 25' INCREMENTS				
25' Min.		BB	70015	0.2

INSTALLATION TOOLS & PARTS

DESCRIPTION	ORDERING NUMBER	ITEM CODE	WT. LBS.
Piercing Tool	B43760	70045	1.4
	C62560	70046	2.5
	D75060	70047	3.5
V-Belt Cutter	C62520	70050	2.0
Cutter Blade Only	C62523	70051	.02
Tightener	B43750	70056	.9
	C53150	70057	2.1
	D75050	70058	4.5
Rocker Pin Tool	B43740	70060	.1
	C62540	70061	.1
Holder	A31255	70064	.1
	B43755	70065	.2
	BB455	70066	.2
	C53155	70067	.3

SPARE PARTS

FOR FASTENER NUMBER	DESCRIPTION	ORDERING NUMBER	ITEM CODE	WT. LBS.
A312	Staples–Pkg. of 25	A31274	70110	.1
	Nails –			
B437	Steel–Pkg. of 100	B43774	70111	.2
BB4	Monel–Pkg. of 25	B43774M	70112	.1
C531	Steel–Pkg. of 100	C53174	70113	.3
D750	Steel–Pkg. of 100	D75074	70114	.4

Stock Items (non-shaded) carried in factory inventory.

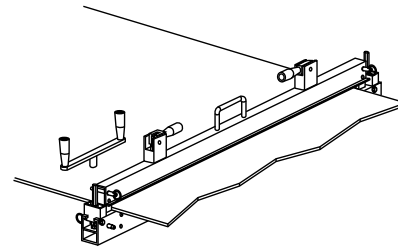
Made To Order Items (shaded) allow one week for production. In most cases, the next standard stock item can be adapted to meet your requirements.

Non-Listed Items are available. Request quote for price and delivery.

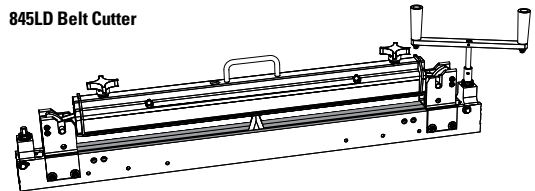
Light-Duty Belt Maintenance Tools

CLIPPER® 845LD SERIES ALUMINUM BELT CUTTER

DESCRIPTION	BELT WIDTH		ORDERING NUMBER	ITEM CODE	WT. LBS.
	in.	mm			
Cutter Complete for belts up to 1/2" (12 mm) thick	36"	900	845836LD	32275	29.0
	48"	1200	845848LD	32276	35.0
	60"	1500	845860LD	32277	40.0
	72"	1800	845872LD	32278	46.0
Wrench Assembly (handle)			820/840WA	32272	2.0
Cutter Blade Kit			845-CBK	32279	0.5
Optional Squaring Device			840SD	32274	2.0
36" Chain Replacement Kit			840-36CL	03772	1.92
48" Chain Replacement Kit			840-48CL	03773	2.40
60" Chain Replacement Kit			840-60CL	03774	3.00
72" Chain Replacement Kit			840-72CL	03775	3.75



845LD Belt Cutter



900 Series* Belt Cutter

900 SERIES* BELT CUTTER

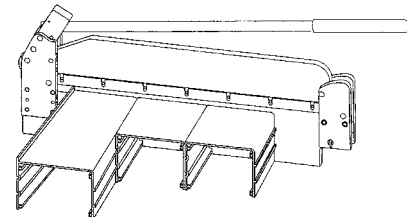
DESCRIPTION	BELT WIDTH		ORDERING NUMBER	ITEM CODE	WT. LBS.
	in.	mm			
Cutter Complete for belts up to 1.5" (38 mm)	24"	600	900924	04200	39.4
	36"	900	900936	04143	39.4
	48"	1200	900948	04144	48.0
	60"	1500	900960	04145	54.0
	72"	1800	900972	04146	60.3
	84"	2130	900984	04147	86.0
Replacement Blade Kit			900CBK	04149	0.15

*Patent pending

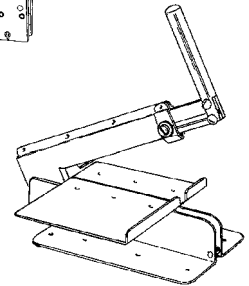
14" BELT CUTTER

(For Belts up to 3/8" thick)

DESCRIPTION	BELT WIDTH		ORDERING NUMBER	ITEM CODE	WT. LBS.
	in.	mm			
Cutter Complete	14"	350	Cutter-14	03230	29.0
14" Replacement Blade			Blade-14	03450	0.6
14" Replacement Nylon Block			Block-14	03451	0.2
10" Replacement Blade			Blade-10	03009	0.5
10" Replacement Nylon Block			Block-10	03010	0.2
6" Replacement Nylon Block			Block-6	03008	0.2



14" Belt Cutter

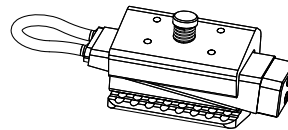


#25 Belt Cutter

#25 BELT CUTTER

(For Belts and Tapes up to 1/8" thick)

DESCRIPTION	BELT WIDTH		ORDERING NUMBER	ITEM CODE	WT. LBS.
	in.	mm			
#25 Belt Cutter	6"	125	Cutter-25-6	04101	4.0
#25 Rotary Blade (6" Model)			Blade-25-6	04102	0.1



Smart Clamp™
Light-Duty Belt Clamps

SMART CLAMP™ LIGHT-DUTY BELT CLAMPS

(For Belts up to 5/16" thick)

DESCRIPTION	ORDERING NUMBER	ITEM CODE	WT. LBS.
Complete SmartClamp™ Set*	SMARTCLAMP	04073	45.0

*Patent pending

BALER BELT SKIVER

DESCRIPTION	ORDERING NUMBER	ITEM CODE
Baler Belt Skiver	SKIVER-BALERBELT-7IN	04989



Baler Belt Skiver

LASER BELT SQUARE

DESCRIPTION	ITEM CODE
Laser Belt Square	04305
REPLACEMENT PARTS	
Target (each)	04306
Door Battery Box Assembly	04307



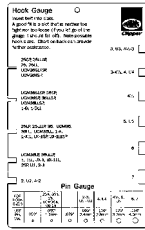
Laser Belt Square

Light-Duty Belt Maintenance Tools

PLASTIC HOOK GAUGE

(For proper hook and pin size selection)

DESCRIPTION/ ORDERING NO.	ITEM CODE	WT. LBS.
Clipper-HookGauge	03129	0.1



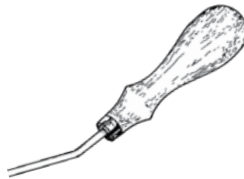
CARDING PAPER REMOVER

DESCRIPTION/ ORDERING NO.	ITEM CODE	WT. LBS.
Carding Paper Remover	03128	0.1



ROUGH-TOP BELT SKIVER

DESCRIPTION/ ORDERING NO.	ITEM CODE	WT. LBS.
RTBS Rough Top Skiver	03239	0.3



UNIBAR® WIRE CUTTERS

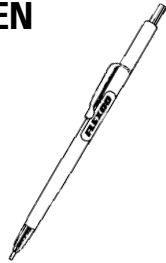
DESCRIPTION/ ORDERING NO.	ITEM CODE	WT. LBS.
Cutter-Unibar Wire	03445	0.5



SILVER INK BELT MARKING PEN

Sold Individually

DESCRIPTION/ ORDERING NO.	ITEM CODE	WT. LBS.
M-4	01350	0.1



LACING ACCESSORY KIT

(Includes Hook Gauge, Carding Paper Remover, Scissors and Rough-Top Belt Skiver)

DESCRIPTION/ ORDERING NO.	ITEM CODE	WT. LBS.
Lacing Accessory Kit	03132	1.0

SCISSORS

DESCRIPTION/ ORDERING NO.	ITEM CODE	WT. LBS.
Clipper Scissors	03244	0.3




Binder

TAPE BINDERS

DESCRIPTION	PINT (0.47 LITER)		QUART (0.95 LITER)		GALLON (3.79 LITER)	
	ORDERING NUMBER	ITEM CODE	ORDERING NUMBER	ITEM CODE	ORDERING NUMBER	ITEM CODE
Non-Flammable Binder Quick Dry Binder	Binder-PT	03670	Binder-QT	03671	Binder-GAL	03672
			QDBinder-Quart	03704		

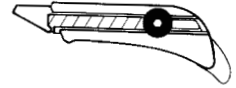
ALLIGATOR® BELT GRINDER

ORDERING NUMBER	ITEM CODE	WT. LBS.
RB-1	30867	.7



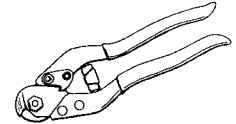
CARD CUTTER

ORDERING NUMBER	ITEM CODE	WT. LBS.
GC-1	18100	.3
EXTRA BLADES (50/Package)		
GCB-50	18101	.8



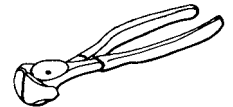
ALLIGATOR® HINGE PIN CUTTER

ORDERING NUMBER	ITEM CODE	WT. LBS.
APC-1	50004	.5



BELT NIPPERS


ORDERING NUMBER	ITEM CODE	WT. LBS.
BN-1	50003	.8



SMART LOCK™

(Kit includes 20 Smart Locks and 5' of .109" Duralink® cable. Compatible Hook sizes 2-7)

DESCRIPTION	ORDERING NUMBER	ITEM CODE	WT. LBS.
Smart-Lock-Kit	Smart Lock	03442	0.2
Individual Smart Locks	Smart Lock	03441	—



Smart Locks

- Stock Items** (non-shaded) carried in factory inventory.
- Made To Order Items** (shaded) allow one week for production. In most cases, the next standard stock item can be adapted to meet your requirements.
- Non-Listed Items** are available. Request quote for price and delivery.



Novitool® General Information

The Novitool® line of belt fabrication equipment is designed to enhance productivity in the workshop and on-site. Intended for use with light and medium weight thermoplastic conveyor belting, each splicing press, ply-separator, and punch employs market-driven innovations.

The quality build and contemporary design of Novitool® products are recognized worldwide. Experienced belt fabricators will appreciate the simplicity of operation and premium finished results, which are standards of all Novitool® products.

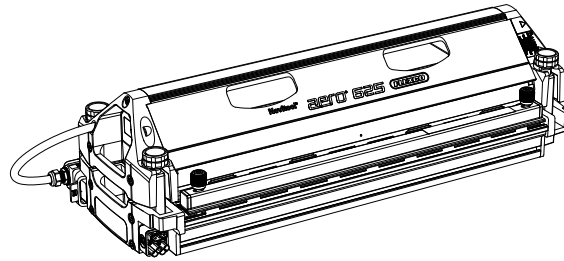
Product	Features	Benefits
Aero® Press	<ul style="list-style-type: none"> • Program time, temperature & pressure in one control • Recipe storage/retrieval • Independent top & bottom heating • Top & bottom cooling • Transport case included 	<ul style="list-style-type: none"> • 8-12 Minute Splicing Times • All-in-One Simplicity • No External Controller • No External Water Tanks • Lightweight and Portable
Aero® 325	<ul style="list-style-type: none"> • Belt Templates 	<ul style="list-style-type: none"> • Ability to Splice Narrow Belts That Drive Live Rollers • 18-22 Minute Splicing Times
Amigo™ Monolithic Press	<ul style="list-style-type: none"> • Integrated belt cutter • Contactless heating element • Pre-heat setting • Digital temperature and time control • Interchangeable splice templates • Single Phase 115v or 230v 	<ul style="list-style-type: none"> • Fast splicing time – under 1 minute • Produces high quality splice • Tight pitch control • Safety Features <ul style="list-style-type: none"> – Integrated cutter – Shielded heat zone during splice – Heating element stored when not in use
Ply 130™ Ply Separator	<ul style="list-style-type: none"> • One Adjustment for Splitting Position • One Adjustment for Splitting Depth • Easy to Read Position Rulers • Shielded Rollers and Cutting Blade • Robust Rigid Construction 	<ul style="list-style-type: none"> • Easy to Determine Splitting Position • Excellent Splitting Repeatability • Split Films Down to .014" (35 mm) • Ideal for Thin, Lightweight Urethanes • Safe Operation with Shielded Components
Pun M™ Manual Punch	<ul style="list-style-type: none"> • No External Power Required • Single Movement Belt Clamping • 11,000 lb (50 kN) Punching Force • Open Ended Rigid Construction • Adjustable Stroke for Punching Depth 	<ul style="list-style-type: none"> • Portable for On-site or Workshop Use • Easy One Hand Belt Clamping • Finger and Finger-Over-Finger Punching • No Belt Width Limitations • Simple, Single Lever Punching Action
Pun M™ NDX Manual Punch	<ul style="list-style-type: none"> • Single hand crank to punch and automatic indexing • Durable single blade • Blade guard assists to release belt from blade 	<ul style="list-style-type: none"> • Eliminates misindexing • Precise cut, long blade life, easy to replace • Protects operator from blade

Novitool® Belt Fabrication Tools

AERO® SPLICE PRESS (WITHOUT CORDS*)

BELT WIDTH		ORDERING NUMBER	ITEM CODE	WT. LBS. (including case)
in.	mm			
12	325	AERO-325	09552	98.00
12	325	AERO-325-END-BELT-CLAMP	09600	98.00
24	625	AERO-625	09000	135.30
36	925	AERO-925	09001	171.32
48	1225	AERO-1225	09002	206.53
60	1525	AERO-1525	09003	279.86
72	1835	AERO-1835	09004	315.48
84	2135	AERO-2135	09005	360.20

*Cords sold separately.



Stock Items (non-shaded) carried in factory inventory.
 Made To Order Items (shaded) have added lead time.
Non-Listed Items are available.
 Request quote for price and delivery.

AERO® ACCESSORIES

ORDERING NUMBER	ITEM CODE	WT. LBS.
AERO-SPLICE-TAPE-66X101	08468	1.8
ROLLER-SLIDER-FIXTURE	09372	0.77

AERO® PRESS STAND

(For sizes 24", 36", 48"/625, 925, 1225 mm)

DESCRIPTION	ORDERING NUMBER	ITEM CODE	WT. LBS.
AERO WORKSHOP STAND	AERO-STD-CW-G3-625-1225	09458	315.5
AERO STAND RETROFIT KIT	AERO-STD-CW-G3-625-1225-KIT	09459	40.0
CABLE FOR STAND	AERO-G3-UMBILICAL-EXT-CABLE	09015	4.0

AERO® POWER COMPATIBILITY AND POWER CORDS FOR 325, 625, 925, 1225, 1525, 1835, AND 2135

POWER	COUNTRY	325	625	925	1225	1525	1835	2135	PLUG END	ORDERING NUMBER	ITEM CODE
1ph 110V, 15A	USA	F	R	N/A	N/A	N/A	N/A	N/A		AERO-G3-CBL-110V1PH-N5-15	09006
1ph 110V, 20A	USA	F	R	R	R	N/A	N/A	N/A		AERO-G3-CBL-110V1PH-N5-20	09007
1ph 110V, 20A	N/A	F	R	R	R	N/A	N/A	N/A	N/A	AERO-G3-CBL-110V1PH	09364
1ph 230V, 30A	USA	F	F	F	F	F	R	R		AERO-G3-CBL-230V1PH-NL6-30	09010
1ph 230V, 30A	N/A	F	F	F	F	F	R	R	N/A	AERO-G3-CBL-230V1PH	09365
3ph 230V, 20A	USA	F	F	F	F	R	R	R		AERO-G3-CBL-230V3PH-NL15-20	09011
3ph 230V, 16A	N/A	F	F	F	F	R	R	R	N/A	AERO-G3-CBL-230V3PH	09366
3ph 230V, 30A	USA	F	F	F	F	F	R	R		AERO-G3-CBL-230V3PH-L15-30	09020
3ph 440V, 460V, 30A	N/A	N/A	N/A	N/A	N/A	F	F	F	N/A	AERO-G3-CBL-400V460V3PH	09367
3ph 460V	USA	N/A	N/A	N/A	N/A	F	F	F		AERO-G3-CBL-460V3PH-L16-30	09014

(F= full power operation, R= reduced power operation)

SILICONE PRESS PADS AND CLOTHS

LENGTH			COMPATIBLE WITH	SILICONE CLOTHS				SILICONE PADS			
				THICKNESS		ORDERING NUMBER	ITEM CODE	THICKNESS		ORDERING NUMBER	ITEM CODE
in.	mm	M	in.	mm	in.			mm			
12	325		Aero-325	0.020	0.5	AERO-S30.5-325	09585	0.12	3.0	AERO-SI3-325	09586
24	625		Aero-625	0.020	0.5	AERO-S30.5-625	09358	0.12	3.0	AERO-SI3-625	09352
36	925		Aero-925	0.020	0.5	AERO-S30.5-925	09359	0.12	3.0	AERO-SI3-925	09353
48	1225		Aero-1225	0.020	0.5	AERO-S30.5-1225	09360	0.12	3.0	AERO-SI3-1225	09354
60	1525		Aero-1525	0.020	0.5	AERO-S30.5-1525	09361	0.12	3.0	AERO-SI3-1525	09355
72	1835		Aero-1835	0.020	0.5	AERO-S30.5-1835	09362	0.12	3.0	AERO-SI3-1835	09356
84	2135		Aero-2135	0.020	0.5	AERO-S30.5-2135	09363	0.12	3.0	AERO-SI3-2135	09357
		25		0.020	0.5	AERO-SI0.5-230-25M-SILICONE	09664				

Note: The highlighted items above are sold in sets of two.

Novitool® Belt Fabrication Tools


AERO® 325 SPLICE PRESS

DESCRIPTION	ORDERING NUMBER	ITEM CODE	WT. LBS. (including case)
Aero® 325 Splice Press	AERO-325	09552	98.0
Aero® 325 Splice Press with End Belt Clamps	AERO-325-END-BELT-CLAMPS	09600	98.0



Aero® 325 Splice Press

POWER CABLE


ORDERING NUMBER	ITEM CODE	MARK	PLUG
AERO-G3-CBL-110V1PH-NS-15	09006	cETL	



Aero® 325 with End Belt Clamps

BELT TEMPLATES

RECIPE (Starting Parameters)	ORDERING NUMBER & COMPATIBLE BELT MFR	ITEM CODE
Pressure: 2.0 Top Splice Temp: 175°C Bottom Splice Temp: 175°C Dwell Time: 4:00 Cool Down Temp: 70°C	AERO-325-77MM-VNOTCHED-TMPLT 77mm Intelligrated IntelliQ belt	09593
Pressure: 2.0 Top Splice Temp: 175 to 185°C Bottom Splice Temp: 175 to 185°C Dwell Time: 4:00 Cool Down Temp: 70°C	AERO-325-45MM-PWRTRANS-TMPLT 45mm Wide, Flat: Ammeraal Beltech Rapplon Forbo TU 60A-42 FBRC/FSTR Black Gates TPU F160 Habasit TF-102T Nitta Carryflex (CFTG) RedDrive45 Yongli UT45K-B and UU40K-B	09594
Pressure: 2.0 Top Splice Temp: 180°C Bottom Splice Temp: 180°C Dwell Time: 4:00 Cool Down Temp: 70°C	AERO-325-77MM-REDDRIVE-TMPLT 77mm Motion RedDrive belt	09588
Pressure: 0.5 Top Splice Temp: 175°C Bottom Splice Temp: 160°C Dwell Time: 4:00 Cool Down Temp: 70°C	AERO-325-CFTG-60SG-30-TMPLT 30mm Wide Nitta CFTG Profiled	09601
Pressure: 2.0 Top Splice Temp: 180°C Bottom Splice Temp: 180°C Dwell Time: 4:00 Cool Down Temp: 70°C	AERO-325-CFTG-18SG-40-TMPLT 40mm Wide Nitta CFTG Profiled	09707
Pressure: 2.0 Top Splice Temp: 180°C Bottom Splice Temp: 180°C Dwell Time: 4:00 Cool Down Temp: 70°C	AERO-325-77MM-VGUIDE-TMPLT 77mm Intelligrated IntelliQ Gen 2	09660
Pressure: 1.3 to 1.5 Top Splice Temp: 180°C to 185°C Bottom Splice Temp: 180°C to 185°C Dwell Time: 4:00 Cool Down Temp: 70°C	AERO-325-100MM-ARP-TMPLT 100mm Ammeraal, Chiorino, Forbo, Habasit	09605
Pressure: 2.0 Top Splice Temp: 185°C Bottom Splice Temp: 185°C Dwell Time: 4:00 Cool Down Temp: 70°C	AERO-325-33MM-SDI-X4-TMPLT 33mm Wide Forbo, Chiorino	09604





Novitool® Belt Fabrication Tools

AMIGO™ 625 MONOLITHIC PRESS





Amigo™ 625 Monolithic Press

AMIGO™ 625 PRESS AND CABLE ORDERING INFORMATION

	ORDERING NUMBER	ITEM CODE	PLUG END
Press			
24.5 (625 mm)	AMIGO-625-SPLICEPRESS	09726	
Cables			
115 volt; single phase; 10 amp	AMIGO-1000-CABLE-1X115-IEC520	08585	
230 volt; single phase; 5.5 amp	AMIGO-1000-CABLE-1X230-IECL620	08586	

Note: Press, cable, and templates are all purchased separately.

-  **Stock Items** (non-shaded) carried in factory inventory.
-  **Made To Order Items** (shaded) have added lead time.
- Non-Listed Items** are available. Request quote for price and delivery.

AMIGO™ 625 TEMPLATES

BELT MANUFACTURER	BELT STYLE	BELT TYPE	ORDERING NUMBER	ITEM CODE		
Volta	SuperDrive™	FMW & FMB FHW & FHB	AMIGO-625-TMPLT-08592	09731		
Ammeraal Beltech	Center Bar	N/A				
Intralox®	ThermoDrive®	8050 8026	AMIGO-625-TMPLT-08593	09730		
Mafdel	DEL/DRIVE	DD25	AMIGO-625-TMPLT-08594	09732		
Habasit	Cleandrive™	CD.M50.S-UA.CB				
		CD.M50.S-UA.WB				
		CD.M25.S-UA.CB CD.M25.S-UA.WB				
		Flat	AMIGO-625-TMPLT-08595	09733		
Gates® Mectrol®	PosiClean®	PC10 PC20	AMIGO-625-TMPLT-08596	09734		
		UBR			1" Purclean 2" Purclean	PS2 PB3
Gates® Mectrol®	CenterClean®	CC40	AMIGO-625-TMPLT-08597	09735		
UBR	Center Drive Purclean	CD3BLSS				
Daisler®	REOClean®	AT40	AMIGO-625-TMPLT-08710	09736		
Cog-veyor Systems Inc.	Cog-veyor	UBM UWM PBH PVH				
		Gates® Mectrol®			PosiLace™	PC20 CC40 FC12
						UBR
Daisler®	ReoClean®	T25 REO-T50 DB & SB & W	AMIGO-625-TMPLT-08788	09738		
UBR	1" Purclean 2" Purclean	PS2 PB3				
		Volta			DualDrive™ Mini DualDrive™ Mini SuperDrive™	FMW & FMB FHW & FHB FMB & FHB
Ammeraal Beltech	Full Bar					N/A
Volta	Hinge Splice		M (2.5-5mmH)			
			AMIGO-626 TMPLT-08847	09739		








AMIGO™ OPTIONAL ACCESSORIES

	ORDERING NUMBER	ITEM CODE
Skiving Tool	RTBS Rough Top Skiver	03239
Replacement Blades for Amigo	AMIGO-1000-BLADES-5	08587
High – Low Temp Friction Tape for Flat Belts	AMIGO-FRICTIONTAPE-33X25	08604

Novitool® Belt Fabrication Tools

AMIGO™ MONOLITHIC PRESS

AMIGO™ PRESS AND CABLE ORDERING INFORMATION

	ORDERING NUMBER	ITEM CODE	PLUG END		ORDERING NUMBER	ITEM CODE	PLUG END
Press				Press			
42" (1065 mm)	AMIGO-1000-SPLICEPRESS	08545		42" (1065 mm)	AMIGO-1000-SPLICEPRESS	08545	
Cables				Cables			
115 volt; single phase	AMIGO-1000-CABLE-1X115-IEC520	08585		230 volt; single phase	AMIGO-1000-CABLE-1X230-CEE77	08707	
230 volt; single phase	AMIGO-1000-CABLE-1X230-IECL620	08586		230 volt; single phase	AMIGO-1000-CABLE-1X230-CH2-16P	08708	
230 volt; single phase	AMIGO-1000-CABLE-1X230-IECBR3	08588		230 volt; single phase	AMIGO-1000-CABLE-1X230-BS1363	08718	
				230 volt; single phase	AMIGO-1000-CABLE-1X230-AS3112	08727	

Note: Press, cable, and templates are all purchased separately.

AMIGO™ TEMPLATES

BELT MANUFACTURER	BELT STYLE	BELT TYPE	ORDERING NUMBER	ITEM CODE
Volta	SuperDrive™	FMW & FMB FHW & FHB	AMIGO-1000-TMPLT-08592	08592
Ammeraal Beltech	Center Bar	N/A		
Intralox®	ThermoDrive®	8050	AMIGO-1000-TMPLT-08593	08593
Mafdel	DEL/DRIVE	DD25		
Habasit	Cleandrive™	CD.M50.S-UA.CB	AMIGO-1000-TMPLT-08594	08594
		CD.M50.S-UA.WB		
		CD.M25.S-UA.CB		
		CD.M25.S-UA.WB		
		Flat	AMIGO-1000-TMPLT-08595	08595
Gates® Mectrol®	PosiClean®	PC10	AMIGO-1000-TMPLT-08596	08596
		PC20		
UBR	1" Purclean	PS2		
Gates® Mectrol®	CenterClean®	CC40	AMIGO-1000-TMPLT-08597	08597
Daisler®	REOclean®	AT40		
UBR	Center Drive PurClean	CD3BLSS		
Ammeraal	Aeon	Aeon-50	AMIGO-1000-TMPLT-08603	08603
Cog-vevor Systems Inc.	Cog-vevor	UBM	AMIGO-1000-TMPLT-08710	08710
		UWVM		
		PBH		
		PWH		
Beltservice Corporation	Magnethane™	PD1	AMIGO-1000-TMPLT-08739	08739
		Flat w/ Spikes	AMIGO-1000-TMPLT-08741	08741
Gates® Mectrol®	PosiLace™	PC20	AMIGO-1000-TMPLT-08776	08776
		CC40		
		FC12		
UBR	Hinge Lace	N/A		
Daisler®	REOclean®	AT25	AMIGO-1000-TMPLT-08788	08788
UBR	2" Purclean	REO-T50 DB & SB & W		
Volta	DualDrive™	FMW & FMB		
		FHW & FHB		
	Mini DualDrive™	FMB		
		FHB		
		FMB		
		FHB		
Ammeraal Beltech	Full Bar	N/A		
Volta	Hinge Splice	M (2.5-5mmH)		
Ammeraal Beltech	Soliflex PRO/ Soliflex PRO mini	Soliflex TPU Soliflex TPE	AMIGO-1000-TMPLT-08849	08849
Mafdel	PO2-L	POSITIVEBELT	AMIGO-1000-TMPLT-08855	08855
Mafdel	DD50	DEL/DRIVE	AMIGO-1000-TMPLT-08856	08856



Amigo™ Monolithic Press

AMIGO™ OPTIONAL ACCESSORIES

	ORDERING NUMBER	ITEM CODE
Skiving Tool	RTBS Rough Top Skiver	03239
Replacement Blades for Amigo	AMIGO-1000-BLADES-5	08587
High – Low Temp Friction Tape for Flat Belts	AMIGO-FRICTIONTAPE-33X25	08604

Novitool[®] Belt Fabrication Tools

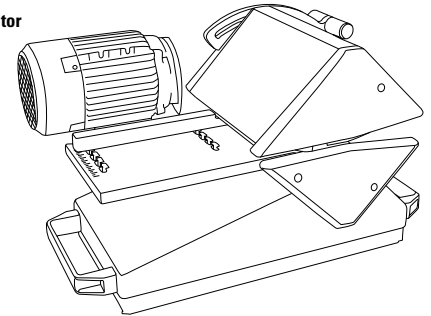
PLY 130[™] PLY SEPARATOR

ORDERING NUMBER	ITEM CODE	MARK	PLUG	ORDERING NUMBER	ITEM CODE	MARK	PLUG
PLY130-230V+N1PH50HZ-SCHUKO	08800	CE		PLY130-230V1PH60HZ-NEMA-6-30	08808	cETL	
PLY130-400V+NV3PH50HZ-IEC60309	08801	CE		PLY130-230V3PH60HZ-NEMA-L15-20	08809	cETL	
PLY130-115V1PH60HZ-NEMA-5-15	08802	cETL		PLY130-230V3PH60HZ-NEMA-L15-30	08810	cETL	
PLY130-230V1PH60HZ-NEMA-L6-20	08803	cETL		PLY130-460V3PH60HZ-NEMA-L16-20	08811	cETL	
PLY130-230V1PH60HZ-NEMA-L6-30	08804	cETL		PLY130-460V3PH60HZ-NEMA-L16-30	08812	cETL	
PLY130-230V1PH60HZ-NEMA-L6-15	08805	cETL		PLY130-230V1PH50HZ-IEC60309-16	08832	CE	
PLY130-230V1PH60HZ-NEMA-6-15	08806	cETL		PLY130-230V1PH50HZ+N-BS1363-13	08833	CE	
PLY130-230V1PH60HZ-NEMA-6-20	08807	cETL		PLY130-230V3PH60HZ-NEMA-18-20	08834		

PLY 130[™] BLADES

ORDERING NUMBER	ITEM CODE	WT. LBS.
PLY-BL-BLADE-&-JIG-KIT	08014	2.3
PLY130-BLADE	08490	2.3

Ply 130[™] Separator

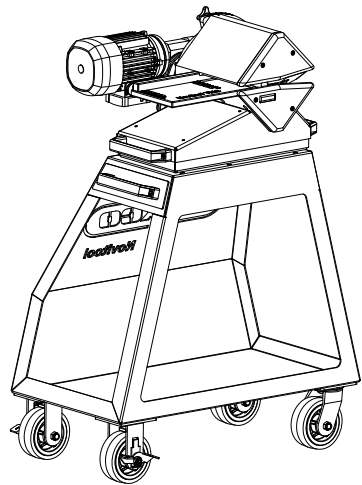


PLY 130[™] STEP CUTTER

LOW VOLUME			HIGH VOLUME		
ORDERING NUMBER	ITEM CODE	WT. LBS.	ORDERING NUMBER	ITEM CODE	WT. LBS.
PLY130-STEP CUT-RETROFIT	08499	4.1	PLY130-SNGL-STEP CUT-BLADE-KIT	08778	2.3
PLY130-STEP CUT	08501	2.7	PLY130-SNGL-STEP CUT-BLADE	08791	2.3
OPTIONAL ITEMS					
PLY130-STEP CUT-BLADES (5)	08497	0.15			
PLY130-STEP CUT-GUIDE-EXT	08498	1.6			
PLY130-STEP CUT-TWRENCH	08500	0.2			

PLY 130[™] CART

ORDERING NUMBER	ITEM CODE	WT. LBS.
PLY130-CART	08100	112.0



Ply 130[™] Cart

Stock Items (non-shaded) carried in factory inventory.
Made To Order Items (shaded) have added lead time.
Non-Listed Items are available.
 Request quote for price and delivery.

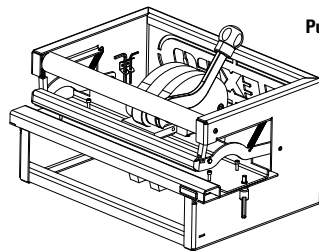
Novitool® Belt Fabrication Tools

PUN M™ MANUAL PUNCH

ORDERING NUMBER	ITEM CODE
PUN M*	
PUN-M-300	08016
PUN-M-600	08017
PUN-M-900	08018
PUN M 300 PUNCHBOARDS	
PUN-B-50×20-300	08019
PUN-B-70×15-300	08022
PUN-B-80×20-300	08025
PUN-B-50X18X31BIAS-300	08539
PUN M 600 PUNCHBOARDS	
PUN-B-50×20-600	08020
PUN-B-70×15-600	08023
PUN-B-80×20-600	08026
PUN-B-50×18×31BIAS-600	08540
PUN-B-80×20×113BIAS-600	08439

ORDERING NUMBER	ITEM CODE
PUN M 900 PUNCHBOARDS	
PUN-B-50×20-900	08021
PUN-B-70×15-900	08024
PUN-B-80×20-900	08027
PUN-B-50×18×31BIAS-900	08526
PUN-B-80×20×113BIAS-900	08440
REPLACEMENT PARTS	
PUN-M-NYLONPAD-KIT	08279


*Punchboards not included with Pun M; purchase separately.
Note: Custom punchboards are available for other finger dimensions. Contact Customer Service for information.



Pun M™ Manual Punch

PUN M™ NDX MOBILE FINGER PUNCHES

DESCRIPTION	ORDERING NUMBER	ITEM CODE
Pun M™ NDX Mobile Finger Punch - 114mm	PUN-M-NDX-114MM	09609
Pun M™ NDX Mobile Finger Punch - 114mm	PUN-M-NDX-114MM-ARP-SDI	09720
Pun M™ NDX Mobile Finger Punch - 200mm	PUN-M-NDX-200MM	09663



Pun M™ NDX
Mobile Finger Punch - 114 mm



Pun M™ NDX
Mobile Finger Punch - 200 mm

PUN M™ NDX BELT TYPE COMPATIBILITY

PUNCH MODEL	COMPATIBLE BELT TYPES	ORDERING NUMBER
Pun M NDX 114	IntelliQ Generation 2 IntelliQ Generation 3 RedDrive 77	09609
Pun M NDX 114	ARP - Ammeraal, Chiorino, Forbo, Habasit SDI - Forbo, Chiorino (not Ammeraal) Nitta CFTG-60SG & -18SG	09720
Pun M NDX 200	Forbo UU60A-42 FBRC/FSTR Black Gates Mectrol F160 Habasit TF-102T Nitta Carryflex (CFTG) RedDrive45	09663

REPLACEMENT PARTS/ ACCESSORIES

DESCRIPTION	ORDERING NUMBER	ITEM CODE
Replacement Blade Kit, 114mm*	114MM-BLADES-3PK	09665
Replacement Blade Kit, 200mm*	200MM-BLADES-3PK	09666
Nylon Punch Pad, 114mm	NYLON-PUNCH-PAD-114MM	09667
Nylon Punch Pad, 200mm	NYLON-PUNCH-PAD-200MM	09668
Clamp Bar, 77mm Belt, Smooth V-Guide	CLAMP-BAR-77MMBLT-SMOOTH-VGD	09701

* Replacement Blade kits include cut-resistant gloves and hex wrenches for blade replacement.

□ **Stock Items** (non-shaded) carried in factory inventory.
 ■ **Made To Order Items** (shaded) have added lead time.

Non-Listed Items are available.
 Request quote for price and delivery.



FGP Food Grade Primary Cleaner General Information

The FGP Food Grade Primary Cleaner from Flexco is easy to install, easy to maintain, and disassembles in a snap for regular cleaning and sanitization. The FGP Primary Cleaner works on any belt from 4" to 60" (100 mm to 1500 mm) and the blade is available in both white and blue FDA approved food grade material.

Features and Benefits

- Made of FDA approved materials for use in food applications.
- Certified by USDA for use in meat, poultry and dairy operations.
- Compliant with EU 1934/2004 food contact requirements.
- Simple design limits crevices and opportunities for bacteria growth.
- Snap on/off blade for ease of cleaning and blade replacement.
- Minimal hardware so installation, tensioning, and blade replacement are easy.
- Easily tensioned to minimize blade wear, eliminate belt damage, and maximize cleanability.
- Available in standard blade widths from 12" to 60" (300 mm to 1500 mm). Can be cut to size.
- C-dimension gauge ensures proper pole location for optimal cleaning.
- Compatible with endless as well as mechanical splices.

Specifications:

• Temperature Range UHMW: -20°F to 140°F (-29°C to 60°C) Dual Durometer: +32°F to 140°F (0°C to 60°C)	• Blade Height 3.0" (76 mm)	• Blade Hardness UHMW: 63D Shore Hardness Urethane: 85A Shore Hardness	• Blade Material Food-grade UHMW, UHMW with Stainless Steel, or Urethane with PVC
• Pulley Diameter Range 2" (50 mm) to 10.5" (267 mm)	• Blade Width Range 4" - 60" (102-1524 mm)	• Pole/Mounting Material 304 Stainless Steel	

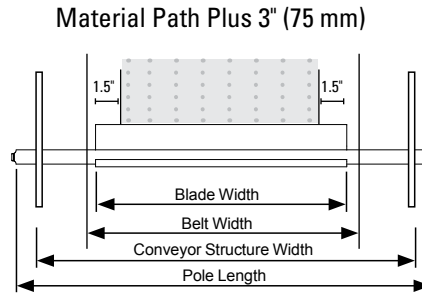
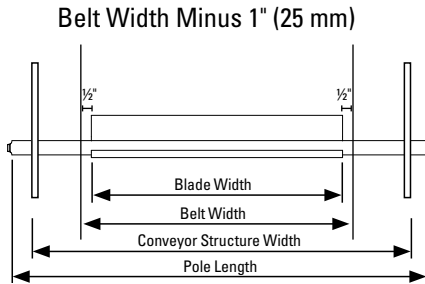
How to choose the correct size blade for your conveyor:

1. Measure your belt width.
2. Choose the Blade Width that corresponds to your belt width.
3. Measure your conveyor width.
4. Verify the Maximum Conveyor Width shown in the selection chart is larger than your conveyor width. If your conveyor width is larger than the maximum width shown, choose the next larger blade width that accommodates your conveyor width.
5. Blade and/or pole can be cut to users required length. Pole must be 2" longer than the outside width of conveyor structure at the mounting location.

FGP Food Grade Primary Cleaner

FGP FOOD GRADE PRIMARY CLEANER SPECIFICATIONS

Recommended blade width:



POLE LENGTHS

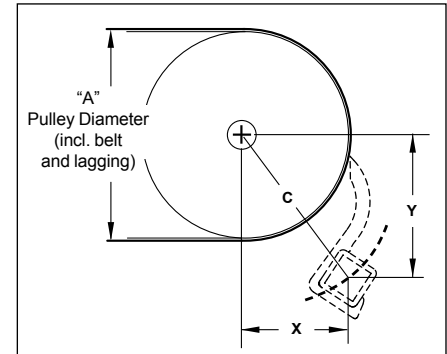
POLE LENGTH		MINIMUM BLADE WIDTH		MAXIMUM BLADE WIDTH		MAXIMUM CONVEYOR STRUCTURE WIDTH AT CLEANER MOUNTING LOCATION	
in.	mm	in.	mm	in.	mm	in.	mm
24	610	4	102	12	305	22	556
30	813	4	102	18	457	28	708
36	965	18	457	24	610	34	861
42	1067	18	457	30	813	40	1013
48	1219	30	813	36	965	46	1165
54	1372	30	813	42	1067	52	1318
60	1524	30	813	48	1219	58	1470
66	1676	30	813	54	1372	64	1623
72	1829	30	813	60	1524	70	1775



POLE LOCATION

A		X		Y		C		A		X		Y		C	
in.	mm	in.	mm	in.	mm	in.	mm	in.	mm	in.	mm	in.	mm	in.	mm
2.0	51	0.95	24	2.98	76	3.13	80	6.5	165	3.16	80	3.41	87	4.64	118
2.5	64	1.19	30	3.03	77	3.25	83	7.0	178	3.40	86	3.46	88	4.85	123
3.0	76	1.44	37	3.08	78	3.39	86	7.5	191	3.65	93	3.51	89	5.06	129
3.5	89	1.68	43	3.12	79	3.55	90	8.0	203	3.89	99	3.55	90	5.27	134
4.0	102	1.93	49	3.17	81	3.71	94	8.5	216	4.14	105	3.60	91	5.48	139
4.5	114	2.18	55	3.22	82	3.88	99	9.0	229	4.38	111	3.65	93	5.70	145
5.0	127	2.42	61	3.27	83	4.06	103	9.5	241	4.63	118	3.70	94	5.92	150
5.5	140	2.67	68	3.31	84	4.25	108	10.0	254	4.88	124	3.74	95	6.14	156
6.0	152	2.91	74	3.36	85	4.45	113								

A = Diameter of pulley + lagging thickness + belt thickness
 C = Centerline of pulley to centerline of cleaner pole.

POLE LOCATION SPECS



 Stock Items (non-shaded) carried in factory inventory.
 Made To Order Items (shaded) have added lead time.

Non-Listed Items are available.
 Request quote for price and delivery.

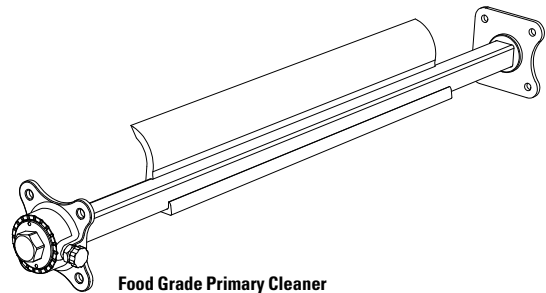
FGP Food Grade Primary Cleaner

FGP FOOD GRADE PRIMARY CLEANER

BLADE WIDTH		MAXIMUM CONVEYOR WIDTH		WEIGHT		WHITE BLADE		BLUE BLADE		BLUE METAL DETECTABLE BLADE		BLUE DUAL DUROMETER BLADE	
in.	mm	in.	mm	lbs.	kg.	ORDERING NUMBER	ITEM CODE	ORDERING NUMBER	ITEM CODE	ORDERING NUMBER	ITEM CODE	ORDERING NUMBER	ITEM CODE
12	305	22	559	6.7	3.0	FGP-W3-12	56009	FGP-BL3-12	56000	FGP-MD3-12	56027	FGP-MDDD3-12	56018
18	457	28	711	7.7	3.5	FGP-W3-18	56010	FGP-BL3-18	56001	FGP-MD3-18	56028	FGP-MDDD3-18	56019
24	610	34	864	8.6	3.9	FGP-W3-24	56011	FGP-BL3-24	56002	FGP-MD3-24	56029	FGP-MDDD3-24	56020
30	762	40	1016	9.5	4.3	FGP-W3-30	56012	FGP-BL3-30	56003	FGP-MD3-30	56030	FGP-MDDD3-30	56021
36	914	46	1168	10.5	4.8	FGP-W3-36	56013	FGP-BL3-36	56004	FGP-MD3-36	56031	FGP-MDDD3-36	56022
42	1067	52	1321	11.5	5.2	FGP-W3-42	56014	FGP-BL3-42	56005	FGP-MD3-42	56032	FGP-MDDD3-42	56023
48	1219	58	1473	12.4	5.6	FGP-W3-48	56015	FGP-BL3-48	56006	FGP-MD3-48	56033	FGP-MDDD3-48	56024
54	1372	64	1626	13.3	6.0	FGP-W3-54	56016	FGP-BL3-54	56007	FGP-MD3-54	56034	FGP-MDDD3-54	56025
60	1524	70	1778	14.2	6.4	FGP-W3-60	56017	FGP-BL3-60	56008	FGP-MD3-60	56035	FGP-MDDD3-60	56026

Product Notes:

- Pole length = blade length + 12" on standard cleaners.
- Blade and/or pole can be cut to users required length.
- Pole must be 2" longer than the outside width of the conveyor structure at the mounting location.

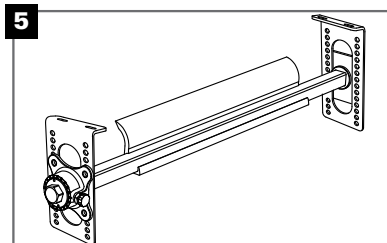
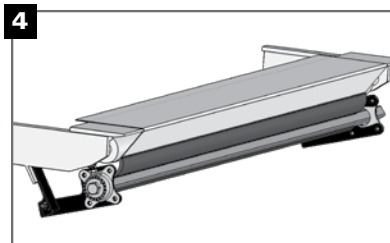
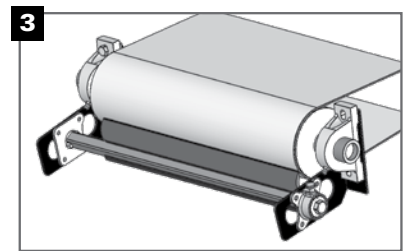
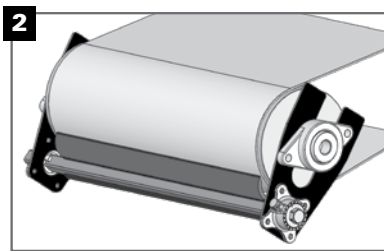
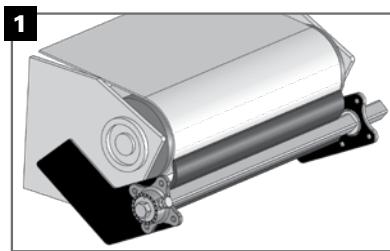


Food Grade Primary Cleaner

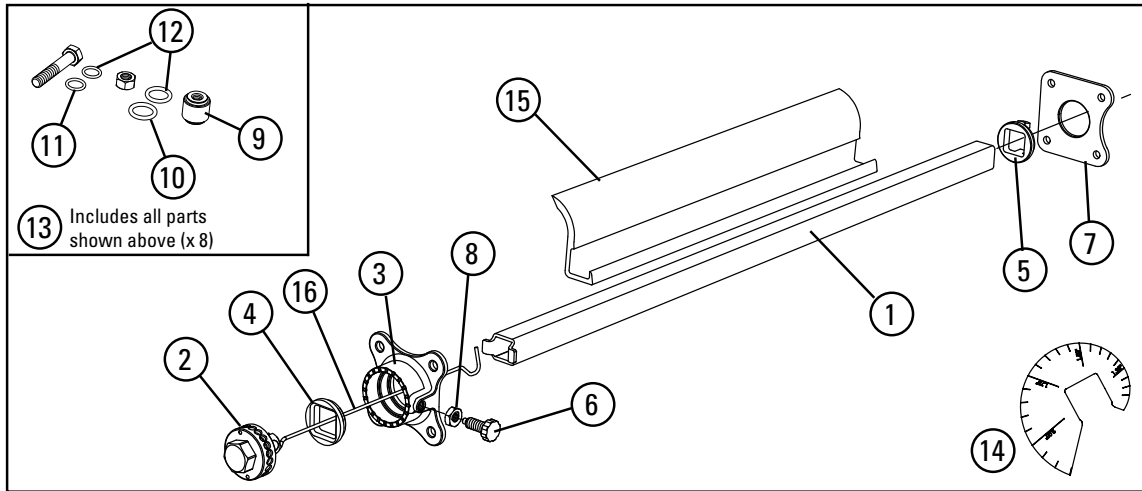
FGP OPTIONAL MOUNTING BRACKETS

(BOLT OR WELD)

	DESCRIPTION	ORDERING NUMBER	ITEM CODE
1	Frame Mount	FGP-MOUNT-FRAME	56585
2	Flange Bearing Mount	FGP-MOUNT-FLANGE-BEARING	56586
3	Base Bearing Mount	FGP-MOUNT-BASE-BEARING	56587
4	Two-Piece Mount	FGP-MOUNT-TWO-PIECE	56588
5	Secondary Position Angle Bracket	FGP-SECONDARY-ADAPTER-BRKT	56739



FGP Food Grade Primary Cleaner



FGP FOOD GRADE PRIMARY CLEANER REPLACEMENT PARTS

REF	DESCRIPTION	ORDERING NUMBER	ITEM CODE	WT. LBS.
1	24" (610 mm) Pole	FGPL-24/610	56503	2.7
	30" (762 mm) Pole	FGPL-30/762	56504	3.4
	36" (914 mm) Pole	FGPL-36/914	56505	4.1
	42" (1067 mm) Pole	FGPL-42/1067	56506	4.8
	48" (1219 mm) Pole	FGPL-48/1219	56507	5.5
	54" (1372 mm) Pole	FGPL-54/1372	56508	6.2
	60" (1524 mm) Pole	FGPL-60/1524	56509	6.9
	66" (1676 mm) Pole	FGPL-66/1676	56510	7.6
72" (1829 mm) Pole	FGPL-72/1829	56511	8.3	
2	Torsion Hub Assembly	FGTHUB	56519	0.6
3	Torsion Housing	FGTHSG	56520	0.8
4	Torsion Bushing	FGTBSSG	56521	0.1
5	Pole Bushing	FGPBSG	56522	0.1
6	Thumb Screw	FGPIN	56523	0.1
7	End Plate	FGENDPLT	56524	0.5
8	Jam/Locking Nut	FGHEXNUT	56525	0.1
9	Standoff Kit (8 pc)	FGSTNDOFFKIT/8	56526	0.6
	Standoff (1 pc)	FGSTNDOFFKIT/1	56529	0.1
10	Large O-ring (1 pc)	FGO-RLG/1	56530	0.1
11	Small O-ring (1 pc)	FGO-RSM/1	56567	0.1
12	O-ring Kit (16 pcs. ea. Items 10 & 11)	FGO-RGKIT/32	56528	0.1
13	Hardware Kit	FGHRDWRKIT	56527	1.1
14	"C" Dimension Gauge	FG-C-GAUGE	56568	0.1

FGP FOOD GRADE PRIMARY CLEANER REPLACEMENT SPRINGS

REF	DESCRIPTION	ORDERING NUMBER	ITEM CODE	WT. LBS.
16	Torsion Spring 6" (152 mm) to 12" (305 mm) Blades	FGTS-20/500	56500	0.1
	Torsion Spring 13" (330 mm) to 24" (610 mm) Blades	FGTS-36/900	56501	0.1
	Torsion Spring 25" (635 mm) to 48" (1219 mm) Blades	FGTS-60/1500	56502	0.1
	Torsion Spring 49" (1245 mm) to 60" (1524 mm) Blades	FGTS-XL	56577	0.2

FGP FOOD GRADE PRIMARY CLEANER REPLACEMENT BLADES

REF	DESCRIPTION	ORDERING NUMBER	ITEM CODE	WT. LBS.
15	12" (305 mm) Blue Blade	FGB-BL3-12/305	56531	0.5
	18" (457 mm) Blue Blade	FGB-BL3-18/457	56532	0.7
	24" (610 mm) Blue Blade	FGB-BL3-24/610	56533	0.9
	30" (762 mm) Blue Blade	FGB-BL3-30/762	56534	1.2
	36" (914 mm) Blue Blade	FGB-BL3-36/914	56535	1.4
	42" (1067 mm) Blue Blade	FGB-BL3-42/1067	56536	1.6
	48" (1219 mm) Blue Blade	FGB-BL3-48/1219	56537	1.8
	54" (1372 mm) Blue Blade	FGB-BL3-54/1372	56538	2.1
	60" (1524 mm) Blue Blade	FGB-BL3-60/1524	56539	2.3
	12" (305 mm) White Blade	FGB-W3-12/305	56540	0.5
	18" (457 mm) White Blade	FGB-W3-18/457	56541	0.7
	24" (610 mm) White Blade	FGB-W3-24/610	56542	0.9
	30" (762 mm) White Blade	FGB-W3-30/762	56543	1.2
	36" (914 mm) White Blade	FGB-W3-36/914	56544	1.4
	42" (1067 mm) White Blade	FGB-W3-42/1067	56545	1.6
	48" (1219 mm) White Blade	FGB-W3-48/1219	56546	1.8
	54" (1372 mm) White Blade	FGB-W3-54/1372	56547	2.1
	60" (1524 mm) White Blade	FGB-W3-60/1524	56548	2.3
	12" (305 mm) Metal Detectable Blade	FGB-MD3-12/305	56558	0.5
	18" (457 mm) Metal Detectable Blade	FGB-MD3-18/457	56559	0.7
	24" (610 mm) Metal Detectable Blade	FGB-MD3-24/610	56560	0.9
	30" (762 mm) Metal Detectable Blade	FGB-MD3-30/762	56561	1.2
	36" (914 mm) Metal Detectable Blade	FGB-MD3-36/914	56562	1.4
	42" (1067 mm) Metal Detectable Blade	FGB-MD3-42/1067	56563	1.6
48" (1219 mm) Metal Detectable Blade	FGB-MD3-48/1219	56564	1.8	
54" (1372 mm) Metal Detectable Blade	FGB-MD3-54/1372	56565	2.1	
60" (1524 mm) Metal Detectable Blade	FGB-MD3-60/1524	56566	2.3	
12" (305 mm) Dual Durometer Blade	FGB-MDDD3-12/305	56549	0.5	
18" (457 mm) Dual Durometer Blade	FGB-MDDD3-18/457	56550	0.7	
24" (610 mm) Dual Durometer Blade	FGB-MDDD3-24/610	56551	0.9	
30" (762 mm) Dual Durometer Blade	FGB-MDDD3-30/762	56552	1.2	
36" (914 mm) Dual Durometer Blade	FGB-MDDD3-36/914	56553	1.4	
42" (1067 mm) Dual Durometer Blade	FGB-MDDD3-42/1067	56554	1.6	
48" (1219 mm) Dual Durometer Blade	FGB-MDDD3-48/1219	56555	1.8	
54" (1372 mm) Dual Durometer Blade	FGB-MDDD3-54/1372	56556	2.1	
60" (1524 mm) Dual Durometer Blade	FGB-MDDD3-60/1524	56557	2.3	

Stock Items (non-shaded) carried in factory inventory.

Made To Order Items (shaded) have added lead time.

Non-Listed Items are available.

Request quote for price and delivery.



FGS Food Grade Secondary Cleaner General Information

The FGS Food Grade Secondary Cleaner from Flexco is easy to install, easy to maintain, and disassembles in a snap for regular cleaning and sanitization. The FGS Secondary Cleaner works on any belt from 12" to 72" (300 mm to 1828 mm) and the blade is available in both white and blue FDA approved food grade material.

Features and Benefits

- Made of FDA approved materials for use in food applications.
- Verified by BISSC for use in industrial baking operations.
- Compliant with EU 1934/2004 food contact requirements.
- Simple design limits crevices and opportunities for bacteria growth.
- Snap on/off blade for ease of cleaning and blade replacement.
- Minimal hardware so installation, tensioning, and blade replacement are easy.
- Easily tensioned to minimize blade wear, eliminate belt damage, and maximize cleanability.
- Available in standard blade widths from 12" to 72" (300 mm to 1800 mm). Can be cut to size.
- Installation gauge ensures proper pole location for optimal cleaning.
- Compatible with endless as well as mechanical splices.
- Includes installation side plates, standoffs and necessary hardware.
- Available with dual tensions for cleaners with blades above 48" (1220 mm).

Specifications:

<ul style="list-style-type: none"> • Temperature Range UHMW: -20°F to 140°F (-29°C to 60°C) Dual Durometer: +32°F to 140°F (0°C to 60°C) 	<ul style="list-style-type: none"> • Blade Height UHMW: 2.0" (50 mm) Dual Durometer: 3.0" (76 mm) • Blade Length Range 12" to 72" (300 mm to 1829 mm) 	<ul style="list-style-type: none"> • Cleaner Construction Material Solid 304 Stainless Steel • Blade Hardness UHMW: 63D Shore Hardness Urethane: 85A Shore Hardness 	<ul style="list-style-type: none"> • Blade Material Food-grade UHMW, UHMW with Stainless Steel, or Urethane with PVC
--	---	---	--

How to choose the correct size Cleaner for your conveyor:

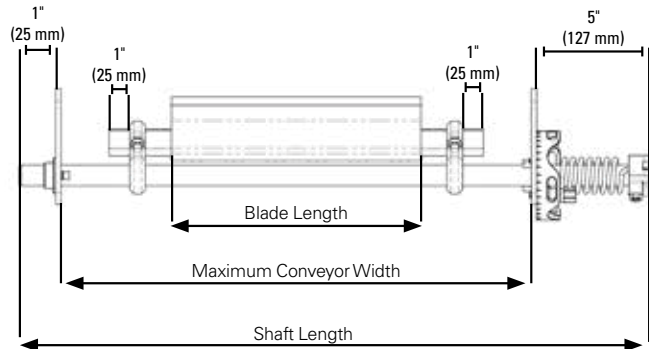
1. Measure your belt width.
2. Choose the Blade Length that corresponds to your belt width.
3. Measure your conveyor outside to outside width.
4. Verify the Maximum Conveyor Width shown in the selection chart is larger than your outside to outside conveyor width. If your conveyor width is larger than the maximum width shown, choose the next larger Blade Length that accommodates your conveyor width.
5. Blade, blade support bar, and shaft can be cut to users required length. Shaft must be 6" (150 mm) longer than the outside width of conveyor structure at the mounting location. For cleaners that are 54" (1372 mm), shaft must be 12" (305 mm) longer than the outside width of the conveyor structure at the mounting location.

FGS Food Grade Secondary Cleaner

FGS FOOD GRADE SECONDARY CLEANER SPECIFICATIONS

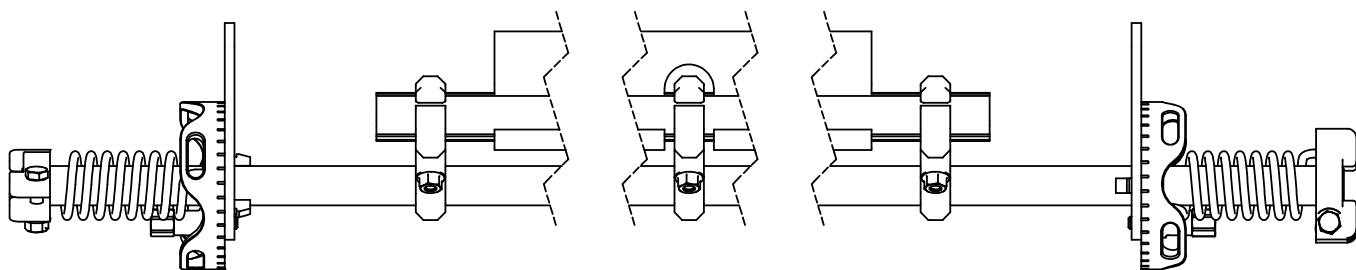
BLADE LENGTHS

BLADE LENGTH		SUPPORT BAR LENGTH		MAXIMUM CONVEYOR WIDTH	
in.	mm	in.	mm	in.	mm
12	305	15	381	20	508
18	457	21	533	26	660
24	610	27	686	32	813
30	762	33	838	38	965
36	914	39	991	44	1118
42	1067	45	1143	50	1270
48	1219	51	1295	56	1422
54	1372	57	1448	64	1626
60	1524	63	1600	70	1778
66 ^{1/4}	1676	69	1753	76	1930
72 ^{1/4}	1829	75	1905	82	2083





FGS FOOD GRADE SECONDARY CLEANER

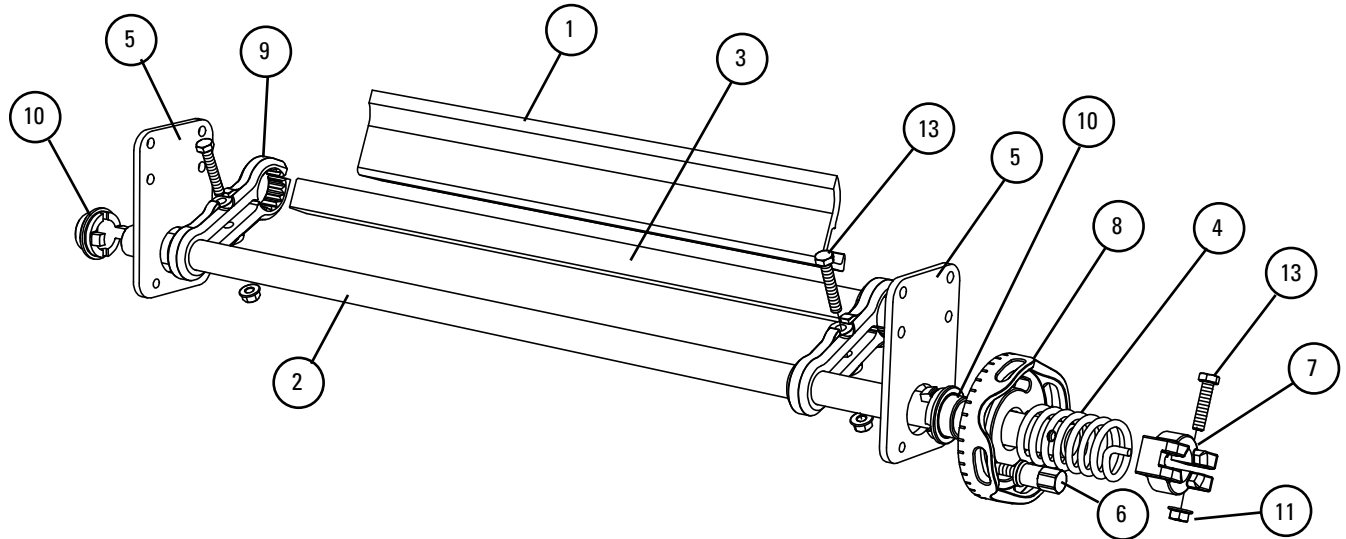
BLADE LENGTH		MAXIMUM CONVEYOR WIDTH		WHITE BLADE		BLUE BLADE		BLUE METAL DETECTABLE BLADE		BLUE DUAL DUROMETER BLADE	
in.	mm	in.	mm	Ordering Number	Item Code	Ordering Number	Item Code	Ordering Number	Item Code	Ordering Number	Item Code
12	305	20	508	FGS-W2-12	57020	FGS-BL2-12	57000	FGS-MD2-12	57040	FGS-MDDD3-12	57060
18	457	26	660	FGS-W2-18	57021	FGS-BL2-18	57001	FGS-MD2-18	57041	FGS-MDDD3-18	57061
24	610	32	813	FGS-W2-24	57022	FGS-BL2-24	57002	FGS-MD2-24	57042	FGS-MDDD3-24	57062
30	762	38	965	FGS-W2-30	57023	FGS-BL2-30	57003	FGS-MD2-30	57043	FGS-MDDD3-30	57063
36	914	44	1118	FGS-W2-36	57024	FGS-BL2-36	57004	FGS-MD2-36	57044	FGS-MDDD3-36	57064
42	1067	50	1270	FGS-W2-42	57025	FGS-BL2-42	57005	FGS-MD2-42	57045	FGS-MDDD3-42	57065
48	1219	56	1422	FGS-W2-48	57026	FGS-BL2-48	57006	FGS-MD2-48	57046	FGS-MDDD3-48	57066
54	1372	64	1626	FGS-W2-54	57027	FGS-BL2-54	57007	FGS-MD2-54	57047	FGS-MDDD3-54	57067
60	1524	70	1778	FGS-W2-60	57028	FGS-BL2-60	57008	FGS-MD2-60	57048	FGS-MDDD3-60	57068
66	1676	76	1930	FGS-W2-66	57029	FGS-BL2-66	57009	FGS-MD2-66	57049	FGS-MDDD3-66	57069
72	1829	82	2083	FGS-W2-72	57030	FGS-BL2-72	57010	FGS-MD2-72	57050	FGS-MDDD3-72	57070



54" thru 72" Length Cleaners
2x Tensioning Components
3 Swing Arms w/Slotted Blades

-  Stock Items (non-shaded) carried in factory inventory.
-  Made To Order Items (shaded) have added lead time.
- Non-Listed Items are available.
Request quote for price and delivery.

FGS Food Grade Secondary Cleaner



FGS FOOD GRADE SECONDARY CLEANER REPLACEMENT BLADES

REF	DESCRIPTION	ORDERING NUMBER	ITEM CODE	WT. LBS.
	12" (305 mm) Blue Blade	FGB-BL2-12/305 RPL BLADE BLUE	57100	0.3
	18" (457 mm) Blue Blade	FGB-BL2-18/457 RPL BLADE BLUE	57101	0.4
	24" (610 mm) Blue Blade	FGB-BL2-24/610 RPL BLADE BLUE	57102	0.6
	30" (762 mm) Blue Blade	FGB-BL2-30/762 RPL BLADE BLUE	57103	0.8
	36" (914 mm) Blue Blade	FGB-BL2-36/914 RPL BLADE BLUE	57104	0.9
	42" (1067 mm) Blue Blade	FGB-BL2-42/1067 RPL BLADE BLUE	57105	1.1
	48" (1219 mm) Blue Blade	FGB-BL2-48/1219 RPL BLADE BLUE	57106	1.2
	54" (1372 mm) Blue Blade	FGB-BL2-54/1372 RPL BLADE BLUE	57107	1.4
	60" (1524 mm) Blue Blade	FGB-BL2-60/1524 RPL BLADE BLUE	57108	1.6
	66" (1676 mm) Blue Blade	FGB-BL2-66/1676 RPL BLADE BLUE	57109	1.8
	72" (1828 mm) Blue Blade	FGB-BL2-72/1828 RPL BLADE BLUE	57110	2.0
	12" (305 mm) White Blade	FGB-W2-12/305 RPL BLADE WHT	57120	0.3
	18" (457 mm) White Blade	FGB-W2-18/457 RPL BLADE WHT	57121	0.4
	24" (610 mm) White Blade	FGB-W2-24/610 RPL BLADE WHT	57122	0.6
	30" (762 mm) White Blade	FGB-W2-30/762 RPL BLADE WHT	57123	0.8
	36" (914 mm) White Blade	FGB-W2-36/914 RPL BLADE WHT	57124	0.9
	42" (1067 mm) White Blade	FGB-W2-42/1067 RPL BLADE WHT	57125	1.1
	48" (1219 mm) White Blade	FGB-W2-48/1219 RPL BLADE WHT	57126	1.2
	54" (1372 mm) White Blade	FGB-W2-54/1372 RPL BLADE WHT	57127	1.4
	60" (1524 mm) White Blade	FGB-W2-60/1524 RPL BLADE WHT	57128	1.6
	66" (1676 mm) White Blade	FGB-W2-66/1676 RPL BLADE WHT	57129	1.8
	72" (1828 mm) White Blade	FGB-W2-72/1828 RPL BLADE WHT	57130	2.0
1	12" (305 mm) Metal Detectable Blade	FGB-MD2-12/305 RPL BLD MTL DT	57140	0.3
	18" (457 mm) Metal Detectable Blade	FGB-MD2-18/457 RPL BLD MTL DT	57141	0.4
	24" (610 mm) Metal Detectable Blade	FGB-MD2-24/610 RPL BLD MTL DT	57142	0.6
	30" (762 mm) Metal Detectable Blade	FGB-MD2-30/762 RPL BLD MTL DT	57143	0.8
	36" (914 mm) Metal Detectable Blade	FGB-MD2-36/914 RPL BLD MTL DT	57144	0.9
	42" (1067 mm) Metal Detectable Blade	FGB-MD2-42/1067 RPL BLD MTL DT	57145	1.1
	48" (1219 mm) Metal Detectable Blade	FGB-MD2-48/1219 RPL BLD MTL DT	57146	1.2
	54" (1372 mm) Metal Detectable Blade	FGB-MD2-54/1372 RPL BLD MTL DT	57147	1.4
	60" (1524 mm) Metal Detectable Blade	FGB-MD2-60/1524 RPL BLD MTL DT	57148	1.6
	66" (1676 mm) Metal Detectable Blade	FGB-MD2-66/1676 RPL BLD MTL DT	57149	1.8
	72" (1828 mm) Metal Detectable Blade	FGB-MD2-72/1828 RPL BLD MTL DT	57150	2.0
	12" (305 mm) Dual Durometer Blade	FGB-MDDD3-12/305	56549	0.5
	18" (457 mm) Dual Durometer Blade	FGB-MDDD3-18/457	56550	0.7
	24" (610 mm) Dual Durometer Blade	FGB-MDDD3-24/610	56551	0.9
	30" (762 mm) Dual Durometer Blade	FGB-MDDD3-30/762	56552	1.2
	36" (914 mm) Dual Durometer Blade	FGB-MDDD3-36/914	56553	1.4
	42" (1067 mm) Dual Durometer Blade	FGB-MDDD3-42/1067	56554	1.6
	48" (1219 mm) Dual Durometer Blade	FGB-MDDD3-48/1219	56555	1.8
	54" (1372 mm) Dual Durometer Blade	FGB-MDDD3S-54/1372 RPL BLD MDDD	57173	2.1
	60" (1524 mm) Dual Durometer Blade	FGB-MDDD3S-60/1524 RPL BLD MDDD	57174	2.3
	66" (1676 mm) Dual Durometer Blade	FGB-MDDD3S-66/1676 RPL BLD MDDD	57175	2.6
	72" (1828 mm) Dual Durometer Blade	FGB-MDDD3S-72/1828 RPL BLD MDDD	57176	2.9

FGS Food Grade Secondary Cleaner

FGS FOOD GRADE SECONDARY CLEANER REPLACEMENT PARTS

REF	DESCRIPTION	ORDERING NUMBER	ITEM CODE	WT. LBS.
2	30" (762 mm) Shaft	FGS-S-30/762 REPL SHAFT	57180	6.6
	36" (914 mm) Shaft	FGS-S-36/914 REPL SHAFT	57181	8.0
	42" (1067 mm) Shaft	FGS-S-42/1067 REPL SHAFT	57182	9.3
	48" (1219 mm) Shaft	FGS-S-48/1219 REPL SHAFT	57183	10.6
	54" (1372 mm) Shaft	FGS-S-54/1372 REPL SHAFT	57184	12.0
	60" (1524 mm) Shaft	FGS-S-60/1524 REPL SHAFT	57185	13.3
	66" (1676 mm) Shaft	FGS-S-66/1676 REPL SHAFT	57186	14.6
	78" (1981 mm) Shaft	FGS-S-78/1981 REPL SHAFT	57187	17.3
	84" (2134 mm) Shaft	FGS-S-84/2134 REPL SHAFT	57188	18.6
	90" (2286 mm) Shaft	FGS-S-90/2286 REPL SHAFT	57189	20.0
	96" (2438 mm) Shaft	FGS-S-96/2438 REPL SHAFT	57190	21.3
	102" (2591 mm) Shaft	FGS-S-102/2591 REPL SHAFT	57191	22.6
	108" (2743 mm) Shaft	FGS-S-108/2743 REPL SHAFT	57192	24.0
	18" (457 mm) Blade Support Bar	FGS-B-18/457 REPL BAR	57200	1.1
	24" (610 mm) Blade Support Bar	FGS-B-24/610 REPL BAR	57201	1.4
	30" (762 mm) Blade Support Bar	FGS-B-30/762 REPL BAR	57202	1.7
	36" (914 mm) Blade Support Bar	FGS-B-36/914 REPL BAR	57203	2.0
	42" (1067 mm) Blade Support Bar	FGS-B-42/1067 REPL BAR	57204	2.4
	48" (1219 mm) Blade Support Bar	FGS-B-48/1219 REPL BAR	57205	2.8
	54" (1372 mm) Blade Support Bar	FGS-B-54/1372 REPL BAR	57206	3.1
	60" (1524 mm) Blade Support Bar	FGS-B-60/1524 REPL BAR	57207	3.4
	66" (1676 mm) Blade Support Bar	FGS-B-66/1676 REPL BAR	57208	3.8
	72" (1829 mm) Blade Support Bar	FGS-B-72/1829 REPL BAR	57209	4.1
	78" (1981 mm) Blade Support Bar	FGS-B-78/1981 REPL BAR	57210	4.5
84" (2134 mm) Blade Support Bar	FGS-B-84/2134 REPL BAR	57211	4.8	
3	90" (2286 mm) Blade Support Bar	FGS-B-90/2286 REPL BAR	57212	5.2

FGS FOOD GRADE SECONDARY CLEANER REPLACEMENT HARDWARE

REF	DESCRIPTION	ORDERING NUMBER	ITEM CODE	WT. LBS.
5	End Plate	FGS-MP MOUNTING PLATE	57250	0.5
	End Plate - Europe	FGS-EU-MP MOUNTING PLATE	57251	0.5
6	Set Bolt	FGS-PB POSITIONING BOLT	57252	0.1
7	Collar	FGS-CS SHAFT COLLAR	57253	0.2
8	Torsion Hub Plate	FGS-PP POSITIONING PLATE	57254	1.0
9	Reaction Torque Arm	FGS-TA TORQUE ARM	57255	2.0
10	Plastic Bushing	FGS-SB SNAP BUSHING	57256	0.1
	Hardware kit	FGSHWKIT REPL HARDWARE KIT	57257	1.1
11	Nut - Stainless	NUT FLANGED M8X1,25 SS	GT207	0.1
12	Screw Stainless 1.25x35	SCRE HEX M8-1.25X35 PARTIAL THD, SS	GT208	0.1
13	Screw Stainless 1.25x45	SCRE HEX M8-1.25X45 PARTIAL THD, SS	GT209	0.1
	FGS-Blade-Gauge Location Gauge	FGS-BLADE-GAUGE	56743	0.1

FGS FOOD GRADE SECONDARY CLEANER REPLACEMENT SPRINGS


REF	DESCRIPTION	ORDERING NUMBER	ITEM CODE	WT. LBS.
4	Torsion Spring - Left	FGTC-L-7.5 TORSION COIL SPRING	57220	0.2
	Torsion Spring - Right	FGTC-R-7.5 TORSION COIL SPRING	57221	0.2

Stock Items (non-shaded) carried in factory inventory.

Made To Order Items (shaded) have added lead time.

Non-Listed Items are available.

Request quote for price and delivery.



Light-Duty Transfer Solutions General Information

When it comes to belt-to-belt transfer of product, Flexco understands the importance of a trouble-free transition.

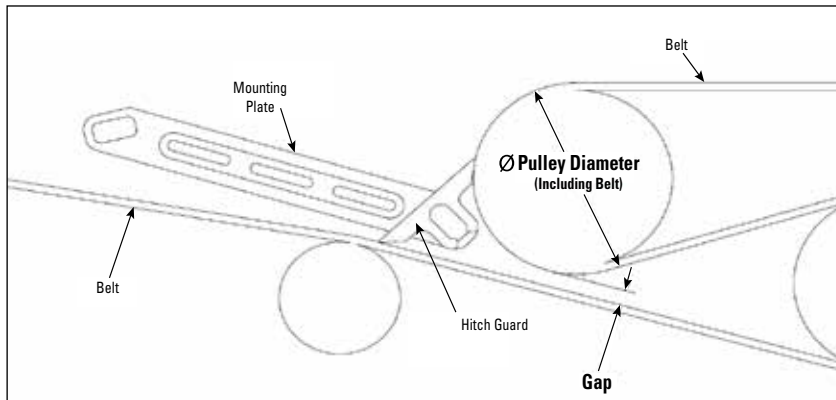
The Hitch Guard from Flexco is engineered to provide a smooth transition of product over the conveyor hitch. The Hitch Guard prevents small objects from becoming lodged between the belts at the hitch which can cause longitudinal conveyor belt tears, damage to conveyed products, and costly periods of unscheduled downtime.

Segmented Transfer Plates offer similar protection at transition points. Designed to accommodate belts up to 60" (1500 mm) wide, different segment lengths can be paired together to provide options for offset mounting and accommodate gaps from 4" to 10" (100 mm to 250 mm).

Both Hitch Guards and Segmented Transfer Plates are designed for individual segments to release from the support bar, so that objects are quickly dislodged while remaining segments stay secured for continued operation.

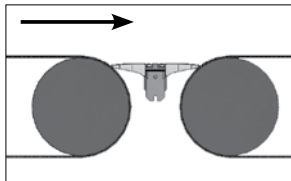
Hitch Guard Ordering Specifications:

Pulley Diameter (inches) (including belt)	2.5	3.0	3.5	4.0	4.5	5.0	5.5	6.0	6.5
Minimum Gap Required (inches)	0.8	0.5	0.1	0	0	0	0	0	0
Maximum Gap (inches) (mounting plate installed above belt)	1.6	1.4	1.2	1.0	0.8	0.6	0.4	0.2	0

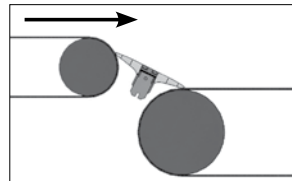


Segmented Transfer Plate Ordering Specifications:

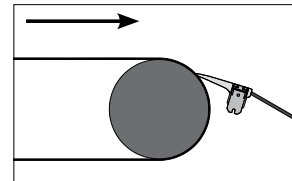
1. Specify belt width. Mounting bar is 2" longer than specified belt width.
2. Determine transfer size required.
3. Determine mounting bar location and if offset is required.



For horizontal to horizontal belt applications.
Measure distance between pulleys at a point 0.5" to 1.5" below the tops of the pulleys (including belt thickness).



For waterfall applications.
Measure distance from about 45° from the top of the upper pulley to the top point on the lower pulley.



For belt to chute or slide applications.
On pulley side, position no higher than 1/2" below the crown with bridge segment positioned roughly 1/8" to 1/2" above the top of the chute or slide back wall.

Transfer Solutions

HITCH GUARD


MAXIMUM CONVEYOR WIDTH		UNIVERSAL MOUNTING BRACKET		SCANNER EYE MOUNTING BRACKET	
		ORDERING NUMBER	ITEM CODE	ORDERING NUMBER	ITEM CODE
in	mm				
36"	900	HITCHGD-V3-KIT-36IN	04442	HITCHGD-V1-KIT-36IN	04322
42"	1050	HITCHGD-V3-KIT-42IN	04443	HITCHGD-V1-KIT-42IN	04321
48"	1200	HITCHGD-V3-KIT-48IN	04444	HITCHGD-V1-KIT-48IN	04320
60"	1500	HITCHGD-V3-KIT-60IN	04445	HITCHGD-V1-KIT-60IN	04319
72"	1800	HITCHGD-V3-KIT-72IN	04988	HITCHGD-V1-KIT-72IN	04973

HITCH GUARD UNIVERSAL MOUNTING REPLACEMENT PARTS

DESCRIPTION	ORDERING NUMBER	ITEM CODE
CENTER SEGMENT	HITCHGD-V1-CENTER-SEGMENT-3IN	04269
CENTER SEGMENT – 10 PACK	HITCHGD-V1-CENTER-SEG-10PC-PK	04339
RIGHT END SEGMENT	HITCHGD-V1-RIGHT-END-SEGMENT	04311
RIGHT END SEGMENT – 5 PACK	HITCHGD-V1-RIGHT-SEG-5PC-PK	04343
LEFT END SEGMENT	HITCHGD-V1-LEFT-END-SEGMENT	04312
LEFT END SEGMENT – 5 PACK	HITCHGD-V1-LEFT-SEG-5PC-PK	04344
MOUNTING PLATE	HITCHGD-V3-MOUNTING-PLATE	04447
MOUNTING KIT	HITCHGD-V3-MOUNTING-KIT	04446
SUPPORT BAR – 38"	HITCHGD-V1-SUPPORT-BAR-38IN	04341
SUPPORT BAR – 44"	HITCHGD-V1-SUPPORT-BAR-44IN	04309
SUPPORT BAR – 50"	HITCHGD-V1-SUPPORT-BAR-50IN	04342
SUPPORT BAR – 62"	HITCHGD-V1-SUPPORT-BAR-62IN	04310
SUPPORT BAR – 74"	HITCHGD-V1-SUPPORT-BAR-74IN	04974

HITCH GUARD SCANNER EYE MOUNTING REPLACEMENT PARTS

DESCRIPTION	ORDERING NUMBER	ITEM CODE
CENTER SEGMENT	HITCHGD-V1-CENTER-SEGMENT-3IN	04269
CENTER SEGMENT – 10 PACK	HITCHGD-V1-CENTER-SEG-10PC-PK	04339
RIGHT END SEGMENT	HITCHGD-V1-RIGHT-END-SEGMENT	04311
RIGHT END SEGMENT – 5 PACK	HITCHGD-V1-RIGHT-SEG-5PC-PK	04343
LEFT END SEGMENT	HITCHGD-V1-LEFT-END-SEGMENT	04312
LEFT END SEGMENT – 5 PACK	HITCHGD-V1-LEFT-SEG-5PC-PK	04344
MOUNTING PLATE	HITCHGD-V1-MOUNTING-PLATE	04308
MOUNTING KIT	HITCHGD-V1-MOUNTING-KIT	04340
SUPPORT BAR – 38"	HITCHGD-V1-SUPPORT-BAR-38IN	04341
SUPPORT BAR – 44"	HITCHGD-V1-SUPPORT-BAR-44IN	04309
SUPPORT BAR – 50"	HITCHGD-V1-SUPPORT-BAR-50IN	04342
SUPPORT BAR – 62"	HITCHGD-V1-SUPPORT-BAR-62IN	04310
SUPPORT BAR – 74"	HITCHGD-V1-SUPPORT-BAR-74IN	04974

 **Stock Items** (non-shaded) carried in factory inventory.

 **Made To Order Items** (shaded) have added lead time.

Non-Listed Items are available.
Request quote for price and delivery.

Transfer Solutions

SEGMENTED TRANSFER PLATES

HORIZONTAL TO HORIZONTAL OR WATERFALL APPLICATIONS – GAPS FROM 4" TO 10" (100 MM TO 250 MM)

TRANSFER WIDTH		MOUNTING BAR OFFSET		BELT WIDTHS					
				24" (610 mm)		36" (914 mm)		42" (1067 mm)	
				DESCRIPTION	ITEM CODE	DESCRIPTION	ITEM CODE	DESCRIPTION	ITEM CODE
in	mm	in	mm						
4"	102	none		TGB-4/102-2/2-24/610	56100	TGB-4/102-2/2-36/914	56101	TGB-4/102-2/2-42/1067	56181
5"	127	0.5"	13	TGB-5/127-2/3-24/610	56104	TGB-5/127-2/3-36/914	56105	TGB-5/127-2/3-42/1067	56182
6"	152	1.0"	25	TGB-6/152-2/4-24/610	56108	TGB-6/152-2/4-36/914	56109	TGB-6/152-2/4-42/1067	56183
		none		TGB-6/152-3/3-24/610	56112	TGB-6/152-3/3-36/914	56113	TGB-6/152-3/3-42/1067	56184
7"	178	1.5"	38	TGB-7/178-2/5-24/610	56116	TGB-7/178-2/5-36/914	56117	TGB-7/178-2/5-42/1067	56185
		0.5"	13	TGB-7/178-3/4-24/610	56120	TGB-7/178-3/4-36/914	56121	TGB-7/178-3/4-42/1067	56186
8"	203	1.0"	25	TGB-8/203-3/5-24/610	56128	TGB-8/203-3/5-36/914	56129	TGB-8/203-3/5-42/1067	56187
		none		TGB-8/203-4/4-24/610	56132	TGB-8/203-4/4-36/914	56133	TGB-8/203-4/4-42/1067	56188
9"	229	0.5"	13	TGB-9/229-4/5-24/610	56140	TGB-9/229-4/5-36/914	56141	TGB-9/229-4/5-42/1067	56189
10"	254	none		TGB-10/254-5/5-24/610	56148	TGB-10/254-5/5-36/914	56149	TGB-10/254-5/5-42/1067	56190

FOR HORIZONTAL TO HORIZONTAL OR WATERFALL APPLICATIONS – GAPS FROM 4" TO 10" (100 MM TO 250 MM)

TRANSFER WIDTH		MOUNTING BAR OFFSET		BELT WIDTHS			
				48" (1219 mm)		60" (1524 mm)	
				DESCRIPTION	ITEM CODE	DESCRIPTION	ITEM CODE
in	mm	in	mm				
4"	102	none		TGB-4/102-2/2-48/1219	56102	TGB-4/102-2/2-60/1524	56103
5"	127	0.5"	13	TGB-5/127-2/3-48/1219	56106	TGB-5/127-2/3-60/1524	56107
6"	152	1.0"	25	TGB-6/152-2/4-48/1219	56110	TGB-6/152-2/4-60/1524	56111
		none		TGB-6/152-3/3-48/1219	56114	TGB-6/152-3/3-60/1524	56115
7"	178	1.5"	38	TGB-7/178-2/5-48/1219	56118	TGB-7/178-2/5-60/1524	56119
		0.5"	13	TGB-7/178-3/4-48/1219	56122	TGB-7/178-3/4-60/1524	56123
8"	203	1.0"	25	TGB-8/203-3/5-48/1219	56130	TGB-8/203-3/5-60/1524	56131
		none		TGB-8/203-4/4-48/1219	56134	TGB-8/203-4/4-60/1524	56135
9"	229	0.5"	13	TGB-9/229-4/5-48/1219	56142	TGB-9/229-4/5-60/1524	56143
10"	254	none		TGB-10/254-5/5-48/1219	56150	TGB-10/254-5/5-60/1524	56151

SEGMENTED TRANSFER PLATES

BELT TO CHUTE OR SLIDE APPLICATIONS – GAPS FROM 3" TO 6" (75 MM TO 150 MM)

TRANSFER WIDTH		MOUNTING BAR OFFSET		BELT WIDTHS					
				24" (610 mm)		36" (914 mm)		42" (1067 mm)	
				DESCRIPTION	ITEM CODE	DESCRIPTION	ITEM CODE	DESCRIPTION	ITEM CODE
in	mm	in	mm						
3"	76	0.5"	12	TGB-3/76-2/B-24/610	56206	TGB-3/76-2/B-36/914	56207	TGB-3/76-2/B-42/1067	56208
4"	102	1.0"	25	TGB-4/102-3/B-24/610	56211	TGB-4/102-3/B-36/914	56212	TGB-4/102-3/B-42/1067	56213
5"	127	1.5"	38	TGB-5/127-4/B-24/610	56216	TGB-5/127-4/B-36/914	56217	TGB-5/127-4/B-42/1067	56218
6"	152	2.0"	51	TGB-6/152-5/B-24/610	56221	TGB-6/152-5/B-36/914	56222	TGB-6/152-5/B-42/1067	56223

BELT TO CHUTE OR SLIDE APPLICATIONS – GAPS FROM 3" TO 6" (75 MM TO 150 MM)

TRANSFER WIDTH		MOUNTING BAR OFFSET		BELT WIDTHS			
				48" (1219 mm)		60" (1524 mm)	
				DESCRIPTION	ITEM CODE	DESCRIPTION	ITEM CODE
in	mm	in	mm				
3"	76	0.5"	12	TGB-3/76-2/B-48/1219	56209	TGB-3/76-2/B-60/1524	56210
4"	102	1.0"	25	TGB-4/102-3/B-48/1219	56214	TGB-4/102-3/B-60/1524	56215
5"	127	1.5"	38	TGB-5/127-4/B-48/1219	56219	TGB-5/127-4/B-60/1524	56220
6"	152	2.0"	51	TGB-6/152-5/B-48/1219	56224	TGB-6/152-5/B-60/1524	56225

Transfer Solutions

SEGMENTED TRANSFER PLATES

HORIZONTAL TO HORIZONTAL OR WATERFALL APPLICATIONS – GAPS FROM 1.5" TO 3" (38 MM TO 75 MM)

TRANSFER WIDTH		MOUNTING BAR OFFSET		BELT WIDTHS					
				24" (610 mm)		36" (914 mm)		42" (1067 mm)	
in	mm	in	mm	DESCRIPTION	ITEM CODE	DESCRIPTION	ITEM CODE	DESCRIPTION	ITEM CODE
1.5"	38	none		TGB-1.5/38-.75/.75-24/610	56227	TGB-1.5/38-.75/.75-36/914	56228	TGB-1.5/38-.75/.75-42/1067	56229
1.75"	44	0.125"	3.2	TGB-1.75/44-1/.75-24/610	56232	TGB-1.75/44-1/.75-36/914	56233	TGB-1.75/44-1/.75-42/1067	56234
2"	51	none		TGB-2/51-1/1-24/610	56237	TGB-2/51-1/1-36/914	56238	TGB-2/51-1/1-42/1067	56239
2.25"	57	0.375"	9.5	TGB-2.25/57-1.5/.75-24/610	56242	TGB-2.25/57-1.5/.75-36/914	56243	TGB-2.25/57-1.5/.75-42/1067	56244
2.5"	64	0.250"	6.4	TGB-2.5/64-1.5/1-24/610	56247	TGB-2.5/64-1.5/1-36/914	56248	TGB-2.5/64-1.5/1-42/1067	56249
3"	76	none		TGB-3/76-1.5/1.5-24/610	56252	TGB-3/76-1.5/1.5-36/914	56253	TGB-3/76-1.5/1.5-42/1067	56254

HORIZONTAL TO HORIZONTAL OR WATERFALL APPLICATIONS – GAPS FROM 1.5" TO 3" (38 MM TO 75 MM)

TRANSFER WIDTH		MOUNTING BAR OFFSET		BELT WIDTHS			
				48" (1219 mm)		60" (1524 mm)	
in	mm	in	mm	DESCRIPTION	ITEM CODE	DESCRIPTION	ITEM CODE
1.5"	38	none		TGB-1.5/38-.75/.75-48/1219	56230	TGB-1.5/38-.75/.75-60/1524	56231
1.75"	44	0.125"	3.2	TGB-1.75/44-1/.75-48/1219	56235	TGB-1.75/44-1/.75-60/1524	56236
2"	51	none		TGB-2/51-1/1-48/1219	56240	TGB-2/51-1/1-60/1524	56241
2.25"	57	0.375"	9.5	TGB-2.25/57-1.5/.75-48/1219	56245	TGB-2.25/57-1.5/.75-60/1524	56246
2.5"	64	0.250"	6.4	TGB-2.5/64-1.5/1-48/1219	56250	TGB-2.5/64-1.5/1-60/1524	56251
3"	76	none		TGB-3/76-1.5/1.5-48/1219	56255	TGB-3/76-1.5/1.5-60/1524	56256

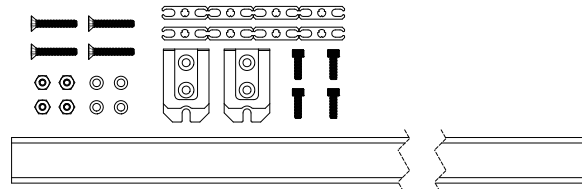
SEGMENTED TRANSFER PLATE MEASUREMENT, SELECTION AND INSTALLATION TOOLS



DESCRIPTION	ORDERING NUMBER	ITEM CODE
GAUGE KEYS	GAUGE KIT STP BRIDGE	56667
	GAUGE KIT STP 4IN-10IN	56668
	GAUGE KIT STP 1.5IN-3IN	56669
	GAUGE KEY STP MASTER SET	56707



STAINLESS STEEL HARDWARE KIT – WIDTHS UP TO 60" (1524 MM)

TRANSFER WIDTH		MOUNTING BAR OFFSET		BELT WIDTHS	
				42" (1067 mm)	
in	mm	in	mm	DESCRIPTION	ITEM CODE
none	none	none	none	TG-SBAR-60/1524	56744

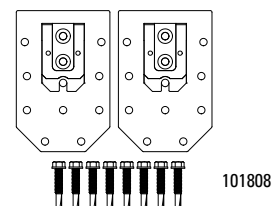
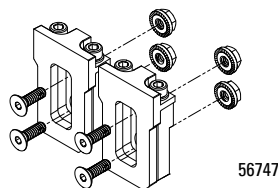
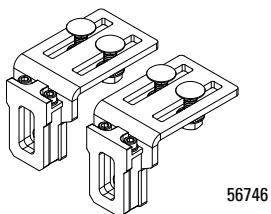
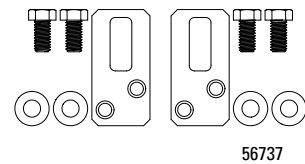
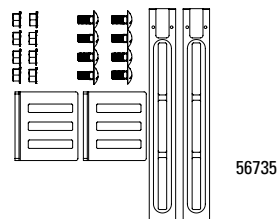
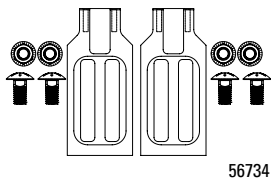
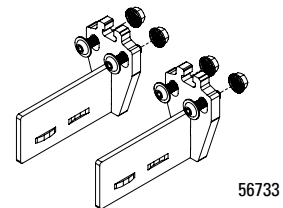
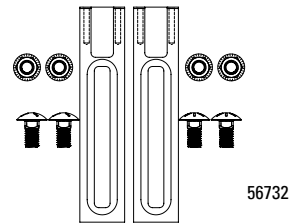


 **Stock Items** (non-shaded) carried in factory inventory.
 **Made To Order Items** (shaded) have added lead time.
Non-Listed Items are available.
 Request quote for price and delivery.

Transfer Solutions

SEGMENTED TRANSFER PLATES REPLACEMENT PARTS

DESCRIPTION	ORDERING NUMBER	ITEM CODE
MOUNTING BRACKET	TG-MTG-BRKT RPL MNTG BRACKET	56600
MOUNTING BRACKET KIT	TGB-1.5-3.0-IN-GAP-MTNG-KIT	56644
MOUNTING KIT PARTS	TGB-1.5-3.0-VERT-SUPPT-BRKT-KT	56645
	TGB-1.5-3.0-ANGLE-BRKT-KT	56646
SUPPORT BARS	TG-BAR-24/610 RPL BAR	56601
	TG-BAR-36/914 RPL BAR	56602
	TG-BAR-42/1067 RPL BAR	56618
	TG-BAR-48/1219 RPL BAR	56603
	TG-BAR-60/1524 RPL BAR	56604
	TGB-EXT-ALUM-BAR-24/610	56639
	TGB-EXT-ALUM-BAR-36/914	56640
	TGB-EXT-ALUM-BAR-42/1067	56641
END SEGMENTS	TGB-SEG-END-2 2 INCH END SEG	56606
	TGB-SEG-END-3 3 INCH END SEG	56607
	TGB-SEG-END-4 4 INCH END SEG	56608
	TGB-SEG-END-5 5 INCH END SEG	56609
CENTER SEGMENTS	TGB-SEG-CENTER-.75/19MM	56636
	TGB-SEG-CENTER-1/25MM	56637
	TGB-SEG-CENTER-1.5/38MM	56638
	TGB-SEG-CENTER-2 2 IN CTR SEG	56611
	TGB-SEG-CENTER-3 3 IN CTR SEG	56612
	TGB-SEG-CENTER-4 4 IN CTR SEG	56613
CENTER SEGMENT – 5 PACK	TGB-SEG-CENTER-5 5 IN CTR SEG	56614
	TGB-SEG-CENTER-2-5PC 5 PCS	56619
	TGB-SEG-CENTER-3-5PC 5 PCS	56620
	TGB-SEG-CENTER-4-5PC 5 PCS	56621
BRIDGE SEGMENT	TGB-SEG-CENTER-5-5PC 5 PCS	56622
	TGB-BRIDGE SEG-CENTER	56628
MOUNTING KIT	TGB-BRIDGE SEG-END	56629
	TG-MTG-BRKT-LONGDROP	56732
	TG-MTG-BRKT-LOWPRO	56733
	TG-MTG-BRKT-DUALSLOT	56734
	TG-MTG-BRKT-XLNGSSLOT	56735
	TGB-MTG-KIT-SOLIDMOUNTREG	56737
	TGB-MTG-BRKT-TOPSLOT	56746
	TGB-MTG-BRKT-BACKPLATE	56747
STP-WIDE-FLANGE-BRACKET	101808	





Tatch-A-Cleat® General Cleat Information

Cleat patterns

When choosing cleat installation patterns, you should give major consideration to the type of return support which is available or feasible.

Where conveyor pulley center distances are 15 feet or less, it is often possible to omit return rolls safely.

Where the curved or chevron pattern is used with standard return rolls, cleats

should be arranged so that they provide a set of continuous contacts between cleats and rolls. On drives using pulleys less than 6" in diameter, curved or chevron patterns should not be used.

The ends of cleats mounted in a curved pattern should be tapered to lead smoothly onto return rolls.

Suggested minimum cleat height for various sized materials and degrees of incline

This chart assumes that material being conveyed has a 30° natural angle of repose. For rounded or free-flowing materials with a natural angle of repose of less than 30°, use the cleat corresponding to the next higher material size. (For example, if your material is 4" high, with a natural angle of repose of less than 30°, and your belt incline is 40°, you would use a 3" cleat — that is, the cleat size corresponding to 5" material.

		Cleat Height				
Size of Material	8"	6"	6"	6"	6"	
	7"	6"	6"	6"	6"	
	6"	4"	4"	6"	6"	
	5"	3"	3"	4"	6"	
	4"	2"	2"	3"	4"	
	3"	1 1/2"	1 1/2"	2"	3"	
	2"	1"	1"	1 1/2"	2"	
	1"	5/8"	5/8"	1"	1 1/2"	
	1/2"	5/8"	5/8"	5/8"	1"	
		30°	40°	50°	60°	

Belt Incline

Suggested cleat spacing

This chart assumes that material being conveyed has a 20° dynamic angle of repose (30° natural angle of repose) and that cleats are installed at a right angle to the belt edge. For more free-flowing material, use slightly closer cleat spacing.

		Cleat Spacing				
Cleat Height	6"	35"	28"	21"	15 3/4"	
	4"	23"	18 1/2"	13 1/2"	10 1/2"	
	3"	17"	13 1/2"	10"	8"	
	2"	12"	8 1/2"	6 1/4"	5"	
	1 1/2"	8 1/2"	6"	5"	4"	
	1"	5 1/2"	4 1/4"	2 3/4"	2 1/2"	
	5/8"	4"	2 3/4"	2"	1 3/4"	
		30°	40°	50°	60°	

Belt Incline

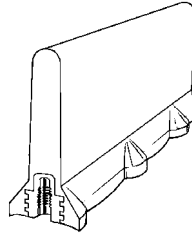
Type	Cleat Pattern	Return Rolls	Recommended
INTROUGH		SPLIT ROLLS 	Where Cleats are needed only to lock material in place on the conveyor.
STAGGERED		SQUIRREL CAGE 	Where drain-off of liquids presented special problems.
ACROSS BELT WIDTH		SELF-CLEANING 	Where incline is steep and/or material has high flowability — as with large, round or uniformly sized material.
CURVED		STANDARD RETURN ROLLS 	Where increased load capacity is required with a given belt width, trough, and incline.
SPLIT		RUBBER-DISC 	Where drain-off is a problem, and rubber disc-type rolls are available.
CHEVRON		STANDARD RETURN ROLLS 	Where drain-off is a problem, and standard solid return rolls are used.

Tatch-A-Cleat® Mechanical Cleats

MODEL "L" CLEATS

10 CLEATS/CARTON – Min. Pulley 2" (50 mm)

ORDERING NUMBER	ITEM CODE	WT. LBS.
BLACK – PLATED FASTENER		
L5/8-B	99500	7.3
L1-B	99504	9.3
L1-1/2-B	99508	11.2
L2-B	99512	14.0
L3-B	99516	18.3
BLACK – 302 STAINLESS FASTENER		
L5/8-BS	99501	7.3
L1-BS	99505	9.3
L1-1/2-BS	99509	11.2
L2-BS	99513	14.0
L3-BS	99517	18.3
WHITE – PLATED FASTENER		
L5/8-W	99502	7.3
L1-W	99506	9.3
L1-1/2-W	99510	12.3
L2-W	99514	14.5
L3-W	99518	19.3
WHITE – 302 STAINLESS FASTENER		
L5/8-WS	99503	7.3
L1-WS	99507	9.3
L1-1/2-WS	99511	12.3
L2-WS	99515	14.5
L3-WS	99519	19.3



NOTE: Cleats are 24" long.

1/2" screws are furnished "standard" and can be used on belts up to 5/16" (8 mm) thick.

Inserts are on 2" (50 mm) centers.

For belts 5/16" – 7/16" (8 – 11 mm) use a 5/8" screw.

For belts over 7/16" (11 mm) use a 3/4" screw.



NOTE: Cleats are 48" long. Ordering numbers followed by the letter T indicate cleat fasteners furnished with flat top nut (ECFT). Standard fasteners include hex nuts. (ECF).

ECONO-CLEAT®

5 CLEATS/CARTON

ORDERING NUMBER	ITEM CODE	WT. LBS.	MIN. PULLEY	
			in.	mm
ECONO-CLEAT w/FASTENERS & HEX NUTS (ECF, EC4F, EC6F)				
EC1-1/4	99576	12.5	3	75
EC2	99578	15.5	3	75
EC3	99580	22.0	3	75
EC4	99582	33.0	4	100
EC6*	99586	28.3	6	150
ECONO-CLEAT w/FASTENERS & FLAT TOP NUTS (ECFT, EC4FT)				
EC1-1/4-T	99577	12.5	3	75
EC2-T	99579	15.5	3	75
EC3-T	99581	22.0	3	75
EC4-T	99583	33.0	4	100

*Two 48" Cleats/Carton

EXTRA FASTENER SETS

123/BAG #10-24 Machine Screws and Washers

ORDERING NUMBER	ITEM CODE	WT. LBS.
PLATED		
L1/2-F	99570	1.0
L5/8-F	99522	1.0
L3/4-F	99520	1.3
L1-F	99521	1.3
STAINLESS		
L1/2-FS	99571	1.0
L5/8-FS	99525	1.0
L3/4-FS	99523	1.3

MODEL "HD" CLEATS

ORDERING NUMBER	ITEM CODE	WT. LBS.	CLEATS/CARTON	MIN. PULLEY	
				in.	mm
WITH PLATED FASTENER					
HD1	99531	11.5	10	3	75
HD2*	99565	9.5	5	4	100
WITH STAINLESS FASTENER					
HD1S	99648	11.8	10	3	75

*HD2 Cleats may be purchased in bulk quantities. 1-1/4" tapping screws included.

Contact Customer Service for details.

EXTRA FASTENER SETS TYPE AB 123/BAG

ORDERING NUMBER	ITEM CODE	WT. LBS.
PLATED		
HD1-F	99535	2.5
HD1-1/4-F	99536	2.8
STAINLESS		
HD1-FS	99529	2.6



NOTE:

1" and 2" Cleats – 24" long
Model HD Cleats are furnished with Plated 14 x 1 Type AB Fasteners. Specify 1-1/4" screws for belts over 7/16" thick.

ECONOMY CARTON

12 FT. LENGTHS w/NO FASTENERS - 3 FASTENER SETS PER FOOT REQUIRED

ORDERING NUMBER	ITEM CODE	WT. LBS.	FEET/CTN.	MIN. PULLEY	
				in.	mm
EC1-1/4-C	99597	119.0	240	3	75
EC2-C	99598	125.0	180	3	75
EC3-C	99599	123.0	120	3	75
EC4-C	99601	121.0	72	4	100
EC6-C	99600	126.0	36	6	150

EXTRA FASTENER SETS

61/BAG

ORDERING NUMBER	ITEM CODE	WT. LBS.	SIZE
FASTENERS FOR 1-1/4", 2" & 3" CLEATS			
ECF	99589	2.8	1/4" x 1-1/4"
ECFS	99593	2.9	
ECFT	99590	2.3	
FASTENERS FOR 4" CLEATS			
EC4F	99591	3.3	1/4" x 1-3/4"
EC4FT	99592	2.3	
FASTENERS FOR 6" CLEATS			
EC6F*	99594	2.0	1/4" x 2"

*33/Bag

Stock Items (non-shaded) carried in factory inventory.

Made To Order Items (shaded) have added lead time.

Non-Listed Items are available.

Request quote for price and delivery.

Tatch-A-Cleat® Mechanical Cleats

TATCH-A-LUG®

Min. Pulley 2" (50 mm)

DESCRIPTION	ORDERING NUMBER	ITEM CODE	WT. LBS.
(25 LUGS/CARTON)	LG1-1/2	99541	1.8
	LG2	99543	2.0
(26 EACH)			
Extra Fastener Sets – Plated	LG3/4-F	99546	.3
– Stainless	LG3/4-FS	99547	.3
Economy Carton (100 LUGS)	LG1-1/2-C	99542	6.7
	LG2-C	99544	7.1



TATCH-A-PEG®

Min. Pulley 2" (50 mm)

DESCRIPTION	ORDERING NUMBER	ITEM CODE	WT. LBS.
(100 PEGS/CARTON)	PG2	99539	4.3
	PG3	99537	6.9
Extra Fastener Sets – Plated	P1/2-F	99548	.8
(100 / bag)	P3/4-F	99538	1.0

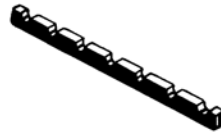


EXTRA WASHERS

FOR CLEAT:	ORDERING NUMBER	ITEM CODE	WT. LBS.	DIA.
Econo-Cleat®	CW25/100	99690	.1	1/4"
Tatch-A-Lug®, Model "L"	CW1024	99626	.1	13/64"
Tatch-A-Peg®				
BULK WASHERS				
Tatch-A-Lug®, Model "L"	CWS1024	99627	1.0	13/64"
Tatch-A-Peg®				

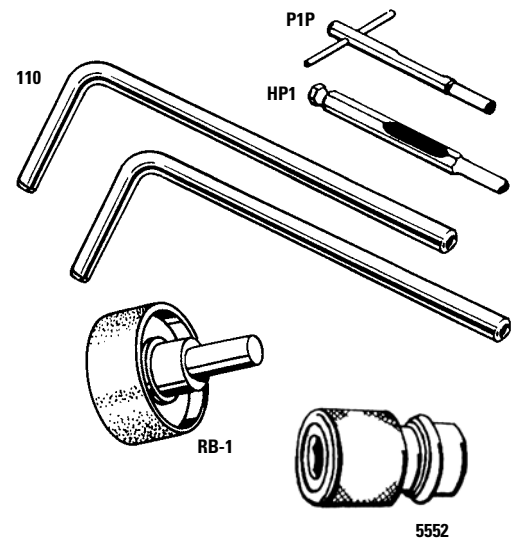
TATCH-A-GUIDE®

DESCRIPTION	LENGTH		ORDERING NUMBER	ITEM CODE	WT. LBS.	MIN. PULLEY	
	in.	mm				in.	mm
Plated (10/CTN.)	8"	200	A10	99551	1.0	4	100
	8"	200	B10	99553	1.3	6	150
	9 1/4"	235	C10	99555	3.3	8	200
Stainless	8"	200	A10S	99552	1.0	4	100
	8"	200	B10S	99554	1.3	6	150
	9 1/4"	235	C10S	99556	3.3	8	200
Extra Fasteners Sets (31/BAG)							
Plated	– Size A		G1/2-F	99560	.1		
	– Size B		G5/8-F	99566	.1		
	– Size C		G3/4-F	99572	.3		
Stainless	– Size A		G1/2-FS	99563	.1		
	– Size B		G5/8-FS	99569	.1		
	– Size C		G3/4-FS	99573	.3		



INSTALLATION TOOLS

DESCRIPTION	ORDERING NUMBER	FOR CLEAT TYPE:	DIA.	ITEM CODE	WT. LBS.
Flexco® Belt Punches	P1P	Model L, Econo-Cleat®, Tatch-A-Lug®, Tatch-A-Peg®, & Tatch-A-Guide®	1/4"	30460	.1
	P3P	Model HD	3/8"	30462	.3
Flexco® Power Punches	HP1	Model L, Econo-Cleat®, Tatch-A-Lug®, Tatch-A-Peg®, & Tatch-A-Guide®	1/4"	30463	.2
	HP3	Model HD	3/8"	30465	.2
Flexco® Bolt Breaker (Two per Package)	110			30474	1.2
Quick Change Chuck	5552			30481	0.4
Alligator® Belt Grinder	RB-1			30867	0.7



EXTRA FASTENER SETS TYPE AB 123/BAG

ORDERING NUMBER	ITEM CODE	WT. LBS.
PLATED		
HD1-F	99535	2.5
HD1-1/4-F	99536	2.8
STAINLESS		
HD1-FS	99529	2.6

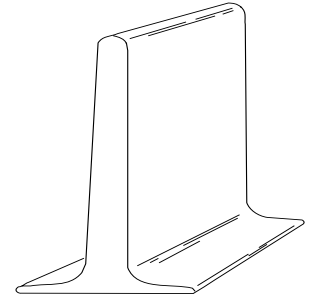
Tatch-A-Cleat® Mechanical Cleats

RUBBER BONDABLE

T CLEATS

BUFFED - STANDARD PACK 10' LENGTHS - NITRILE 60 DURO - 1500 lb. TENSILE

WHITE		BLACK		WT./FT.	MIN. ORDER QTY.	HEIGHT	BASE WIDTH	THICKNESS	MIN. PULLEY DIAMETER
ORDERING NUMBER	ITEM CODE	ORDERING NUMBER	ITEM CODE						
T-1WNIB	99967	T-1BNIB	99983	.45	100'	1"	2 1/8"	.250"	6"
T-1-1/2WNIB	99968	T-1-1/2BNIB	99984	.57	100'	1 1/2"	2 1/4"	.250"	6"
T-2WNIB	99969	T-2BNIB	99985	.62	100'	2"	2 1/8"	.250"	6"
		T-3BNIB	99987	1.20	100'	3"	2 1/4"	.375"	6"

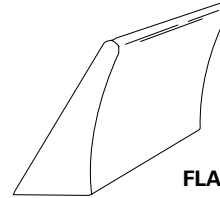


T CLEAT

FLANGES

50' LENGTHS - NEOPRENE 45 DURO - 1200 lb. TENSILE, 600% ELONGATION - BLACK ONLY

ORDERING NUMBER	ITEM CODE	WT./FT.	QTY./CTN.	HEIGHT	BASE WIDTH	MIN. PULLEY DIA.	
						FLANGE	CLEAT
FL1BNE	99860	.24	50'	1"	3/4"	6"	4"
FL1-1/2BNE	99861	.48	50'	1 1/2"	1"	8"	5"



FLANGE

V-GUIDE BUFFED


STANDARD PACK 100' LENGTHS - NEOPRENE 60 DURO - 1500 lb. TENSILE

WHITE		BLACK		WT./FT.	QUANTITY CTN./REEL	SIZE	W1	W2	HEIGHT	MIN. PULLEY DIAMETER
ORDERING NUMBER	ITEM CODE	ORDERING NUMBER	ITEM CODE							
AVGWNEB	99832	AVGBNEB	99996	.09	100'	A	1/2"	5/16"	5/16"	4"
		BVGBNEB	99844	.15	100'	B	5/8"	7/16"	7/16"	6"

STANDARD REEL* NEOPRENE 60 DURO - 1500 lb. TENSILE

OVGWNEB-500	99287	OVGBNEB-500	99301	.05	500'	O	3/8"	1/4"	1/4"	2"
AVGWNEB-500	99288	AVGBNEB-500	99302	.09	500'	A	1/2"	5/16"	5/16"	4"
BVGVNEB-500	99289	BVGBNEB-500	99303	.15	500'	B	5/8"	7/16"	7/16"	6"
CVGWNEB-300	99290	CVGBNEB-300	99304	.25	300'	C	7/8"	17/32"	17/32"	8"

*White V-guides shipped in 2 pieces on one reel.

 **Made To Order Items**
Allow 6-8 weeks for delivery.
Minimum order may apply.

V-GUIDE UNBUFFED

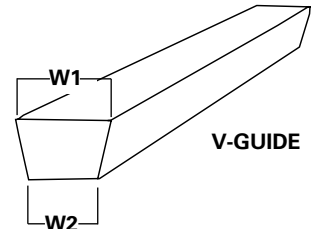
STANDARD PACK 100' LENGTHS - NEOPRENE 60 DURO - 1500 lb. TENSILE

WHITE		BLACK		WT./FT.	QUANTITY CTN./REEL	SIZE	W1	W2	HEIGHT	MIN. PULLEY DIAMETER
ORDERING NUMBER	ITEM CODE	ORDERING NUMBER	ITEM CODE							
		AVGBNE	99855	.09	100'	A	1/2"	5/16"	5/16"	4"

STANDARD REEL* NEOPRENE 60 DURO - 1500 lb. TENSILE

OVGWNE-500	99280			.05	500'	O	3/8"	1/4"	1/4"	2"
AVGWNE-500	99281	AVGBNE-500	99295	.09	500'	A	1/2"	5/16"	5/16"	4"
BVGVNE-500	99282	BVGBNE-500	99296	.15	500'	B	5/8"	7/16"	7/16"	6"
CVGWNE-300	99283	CVGBNE-300	99297	.25	300'	C	7/8"	17/32"	17/32"	8"



*White V-guides shipped in 2 pieces on one reel.



V-GUIDE

BONDABLE CLEAT – TEMPERATURE SERVICE RANGE

FOR CLEAT TYPE:	TEMPERATURE RANGE
RUBBER BONDABLE	
T-Cleat, Scoop Cleats	-40°F to +180°F
V-Guides	-40°F to +210°F
PVC BONDABLE	
T-Cleat, Scoop Cleats, V-Guides	-20°F to +150°F

 **Stock Items** (non-shaded) carried in factory inventory.
 **Made To Order Items** (shaded) have added lead time.
Non-Listed Items are available.
Request quote for price and delivery.

NOTE: One reel or carton minimum per size and color.

Non Listed Items are available.

Request quote for price and delivery.

NOTE: Customized Profiles and Formulations can be quoted.

NOTE: Allow for greater pulley diameters if system has reverse bends.



How Flexco® Bolt Hinged Fasteners Work

Flexco® Bolt Hinged fasteners provide a flexible joint for belts operating over small pulleys. Because the joint is easily separated by simply removing the hinge pin, entire belt sections may be added or eliminated.

Designed as a compression fastener, the Flexco® Bolt Hinged model is fastened to the belt ends with high strength bolts. The bolts compress the plates into the belt cover.

Additional holding capability is provided by the fastener teeth that imbed in the belt without damage to the belt carcass.

This combination distributes the splice tension across the entire plate width while the teeth secure the fastener into the belt carcass to resist pull-out.

Applications	Installation Method	What You Need for Installation
<ul style="list-style-type: none"> • Construction Equipment • Road Machinery • Coal, Salt, Potash Mines • Stacking and Stockpiling Belts • Other Applications Involving Smaller Pulleys 	Fasteners can be installed in the shop or on-site with either simple hand tools or power tools.	<ul style="list-style-type: none"> • Fastener Plates • Bolts & Nuts • Templet • Belt Punch • Wrench • Bolt Horn • Flexco Installation Tool • Impact Tool or Carpenter's Brace
How to Specify the Correct Flexco® Bolt Hinged Fastener	Fastener Metal Selection	Hinge Pin Selection
<ol style="list-style-type: none"> 1. Determine Belt Tension (PIW). 2. Measure your Belt Thickness after skive. 3. Measure the Diameter of the Smallest Pulley in your Drive with Belt Wrap more than 90°. 4. When using self-cleaning wing pulleys, subtract 20% of the overall diameter to calculate the minimum pulley diameter. 5. Choose the fastener size that is appropriate for your specifications in the selection chart below. 	<p>Steel. For most applications, plated steel is recommended.</p> <p>Stainless Steel. Type 316 Stainless Steel provides extra resistance to abrasion, magnetic attraction, and corrosion from acids and chemicals.</p> <p>MegAlloy®. For superior resistance to wear and abrasion.</p> <p>Everdur®. Spark-free material compared to steel and fully non-magnetic.</p>	<p>NC Nylon Covered Steel Cable - for use with steel fasteners.</p> <p>NCS Nylon Covered Stainless Steel Cable - for applications with stainless fasteners.</p> <p>NAC Nylon Covered Armored Cable - right for many applications, long service life.</p> <p>AC Bare Armored Cable - for extendable conveyors.</p> <p>ACS Bare Armored Stainless Cable - for applications with stainless fasteners.</p> <p>SC Bare Steel Cable - for conveying gritty or abrasive material.</p> <p>SSC Bare Stainless Steel Cable - for corrosion resistance.</p> <p>NB Nylon Covered Bronze Cable - for non-magnetic joints.</p>

Flexco® Bolt Hinged Fastener Selection Chart

Fastener Size	Fastener Rating		Belt Thickness Range		Recommended Min. Pulley Diameter			
	For Belt Tension Rating Up To:	For Belt Strength Up To:	Measured After Skive		Operating Tension 75-100% of Fastener Rating		Operating Tension Under 75% of Fastener Rating	
	PIW	kN/m	in.	mm	in.	mm	in.	mm
375X	190	330	1/4-13/32	6-10.5	6	152	4	102
550	300	520	1/4-5/8	6-16	9	230	7	175

Flexco® Bolt Hinged Fasteners



FASTENERS

NOTE:

In most cases, fastener strip length is not equal to belt width. Order by belt width.

STEEL ("J" CARTON – Continuous Strip w/Steel Nuts & Bolts)

375X	BELT WIDTH		ORDERING NUMBER	ITEM CODE	WT. LBS.	ORDERING NUMBER	ITEM CODE	WT. LBS.	ORDERING NUMBER	ITEM CODE	WT. LBS.
	in.	mm	NC STEEL JOINT WITH NYLON COVERED STEEL CABLE			NCS STEEL JOINT WITH NYLON COVERED STAINLESS CABLE			SC STEEL JOINT WITH BARE STEEL CABLE		
	12"	300	375XJ12NC	40000	2.3						
14"	350	375XJ14NC	40001	2.6							
16"	400	375XJ16NC	40002	2.9							
18"	450	375XJ18NC	40003	3.3	375XJ18NCS	40012	3.3				
20"	500	375XJ20NC	40004	3.8							
24"	600	375XJ24NC	40005	4.0	375XJ24NCS	40013	4.0	375XJ24SC	40020	4.0	
26"	650	375XJ26NC	40006	4.5							
30"	750	375XJ30NC	40007	5.1	375XJ30NCS	40014	5.1				
36"	900	375XJ36NC	40008	6.3	375XJ36NCS	40015	6.3	375XJ36SC	40023	6.3	
42"	1050	375XJ42NC	40009	7.3	375XJ42NCS	40016	7.3				
48"	1200	375XJ48NC	40010	8.3	375XJ48NCS	40017	8.3	375XJ48SC	40025	7.7	
60"	1500	375XJ60NC	39997	10.2							
72"	1800	375XJ72NC	39995	13.7							

STAINLESS 300 SERIES

("J" CARTON – Continuous Strip w/Stainless Nuts & Bolts)

375X	BELT WIDTH		ORDERING NUMBER	ITEM CODE	WT. LBS.	ORDERING NUMBER	ITEM CODE	WT. LBS.
	in.	mm	SSC STAINLESS JOINT WITH BARE STAINLESS CABLE			NCS STAINLESS JOINT WITH NYLON COVERED STAINLESS CABLE		
	18"	450				375XSJ18NCS	40035	3.3
24"	600	375XSJ24SSC	40225	4.0	375XSJ24NCS	40036	4.0	
30"	750	375XSJ30SSC	40226	5.1	375XSJ30NCS	40037	5.1	
36"	900	375XSJ36SSC	40227	6.3	375XSJ36NCS	40038	6.3	
42"	1050	375XSJ42SSC	40228	7.3	375XSJ42NCS	40039	7.3	
48"	1200	375XSJ48SSC	40229	8.3	375XSJ48NCS	40040	8.3	
60"	1500	375XSJ60SSC	39907	10.2	375XSJ60NCS	40043	10.2	
72"	1800	375XSJ72SSC	39901	13.7				

EVERDUR

("J" CARTON – Continuous Strip w/Everdur Nuts & Bolts)

375X	BELT WIDTH		ORDERING NUMBER	ITEM CODE	WT. LBS.
	in.	mm	NB EVERDUR JOINT WITH NYLON COVERED BRONZE CABLE		
	18"	450	375XEJ18NB	39978	3.5
24"	600	375XEJ24NB	39980	4.3	
30"	750	375XEJ30NB	39982	5.4	
36"	900	375XEJ36NB	39984	6.6	
42"	1050	375XEJ42NB	39986	7.7	

GAUGE PINS (EXTRA)

BELT WIDTH		ORDERING NUMBER	ITEM CODE	WT. LBS.	ORDERING NUMBER	ITEM CODE	WT. LBS.
in.	mm	EACH			10 PER PACKAGE		
18	450				FHGP18	39603	3.0
24	600	FHGP24-1	39624	0.4	FHGP24	39605	3.9
30	750	FHGP30-1	39626	0.5	FHGP30	39607	4.8
36	900	FHGP36-1	39625	0.6	FHGP36	39610	5.8
42	1050	FHGP42-1	39627	0.7	FHGP42	39613	6.7
48	1200	FHGP48-1	39628	0.8	FHGP48	39615	7.7
60	1500	FHGP60-1	39629	1.0	FHGP60	39617	9.6

Stock Items (non-shaded) carried in factory inventory.

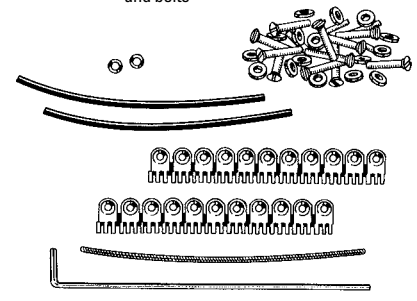
Made To Order Items (shaded) allow one week for production. In most cases, the next standard stock item can be adapted to meet your requirements.

Non-Listed Items are available. Request quote for price and delivery.

"J" CARTON

CARTON CONTENTS:

- 2 Strips of fastener
- 2 Pieces Filler Tubing
- 1 Hinge Pin
- 1 Gauge Pin
- 2 Hinge Pin Washers
- Required amount of nuts and bolts
- Required amount of clips for Individual Plate "J" Cartons





Flexco® Bolt Hinged Fasteners

FASTENERS

STEEL ("J" CARTON – Continuous Strip w/Steel Nuts & Bolts)

NOTE:

In most cases, fastener strip length is not equal to belt width. Order by belt width.

BELT WIDTH	ORDERING NUMBER		ITEM CODE	ORDERING NUMBER	ITEM CODE	ORDERING NUMBER	ITEM CODE	ORDERING NUMBER	ITEM CODE	ORDERING NUMBER	ITEM CODE	WT. LBS.	
	in.	mm	NC STEEL JOINT WITH NYLON COVERED STEEL CABLE	NCS STEEL JOINT WITH NYLON COVERED STAINLESS CABLE	SC STEEL JOINT WITH BARE STEEL CABLE	SSC STEEL JOINT WITH BARE STAINLESS CABLE	NAC STEEL JOINT WITH NYLON COVERED ARMORED CABLE	CARTON – One Complete Joint					
550	18"	450	550J18NC	40138								3.3	
	20"	500	550J20NC	40046								3.7	
	24"	600	550J24NC	40047	550J24NCS	40059	550J24SC	40066	550J24SSC	40073	550J24NAC	40242	4.3
	26"	650	550J26NC	40048									4.9
	30"	750	550J30NC	40049	550J30NCS	40060	550J30SC	40068	550J30SSC	40074	550J30NAC	40243	5.5
	36"	900	550J36NC	40050	550J36NCS	40061	550J36SC	40069	550J36SSC	40075	550J36NAC	40244	6.5
	42"	1050	550J42NC	40051	550J42NCS	40062	550J42SC	40070	550J42SSC	40076	550J42NAC	40245	7.8
	48"	1200	550J48NC	40052	550J48NCS	40063	550J48SC	40071	550J48SSC	40077	550J48NAC	40246	8.8
	54"	1350	550J54NC	40053							550J54NAC	40247	9.9
	60"	1500	550J60NC	40054									10.5
	72"	1800	550J72NC	39929									14.0

STAINLESS 300 SERIES

("J" CARTON – Continuous Strip w/Stainless Nuts & Bolts)

BELT WIDTH	ORDERING NUMBER		ITEM CODE	ORDERING NUMBER	ITEM CODE	WT. LBS.	
	in.	mm	NCS STAINLESS JOINT WITH NYLON COVERED STAINLESS CABLE	SSC STAINLESS JOINT WITH BARE STAINLESS CABLE	CARTON – One Complete Joint		
550	18"	450	550SJ18NCS	40164	550SJ18SSC	39675	3.3
	24"	600	550SJ24NCS	40165	550SJ24SSC	39904	4.3
	30"	750	550SJ30NCS	40166	550SJ30SSC	39917	5.5
	36"	900	550SJ36NCS	40167	550SJ36SSC	39935	6.5
	42"	1050	550SJ42NCS	40168	550SJ42SSC	39938	7.8
	48"	1200	550SJ48NCS	40169	550SJ48SSC	39842	8.8
	60"	1500	550SJ60NCS	39939	550SJ60SSC	39855	11.4
	72"	1800	550SJ72NCS	39919	550SJ72SSC	39674	14.0

BULK FASTENER SETS

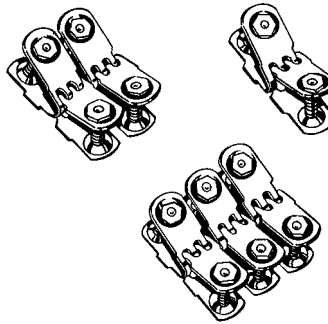
Required for Various Belt Widths

BELT WIDTH		(RECOMMENDED)		(RECOMMENDED)	
in.	mm	SETS OF 3-PLATE	SETS OF 2-PLATE	SETS OF 3-PLATE	SETS OF 1-PLATE
375X 550					
12"	300	3	1		7
14"	350	3	2		9
16"	400	5			10
18"	450	5	1		11
20"	500	5	2		7
24"	600	7		2	8
28"	700	7	2	2	10
30"	750	9	2	2	12
36"	900	11		2	16
	1000	12		2	18
42"	1050	13		2	20
	1200	15		2	24
48"	1350	15		2	24
		17		2	28
54"	17			2	28
	1500	18	1	2	32
60"	19			2	32
	1800	22	1	2	39
72"	23			2	40
	2100	25	2	2	48
84"	27			2	48
	2400	30	1	2	55
96"	31			2	56
	3000	37	2	2	71
120"	39			2	72

MEGALLOY®

("J" CARTON – Individual Plates w/Steel Nuts & Bolts)

BELT WIDTH	ORDERING NUMBER		ITEM CODE	WT. LBS.	
	in.	mm	MA MEGALLOY JOINT WITH BARE STAINLESS CABLE	CARTON – One Complete Joint	
550	18"	450	550MAJ18SSC	39574	3.3
	24"	600	550MAJ24SSC	39577	4.3
	30"	750	550MAJ30SSC	39580	5.5
	36"	900	550MAJ36SSC	39583	6.5
	42"	1050	550MAJ42SSC	39586	7.8
	48"	1200	550MAJ48SSC	39589	8.8



BULK FASTENERS


Per container (with bolts & nuts)

Per container (with bolts & nuts)

DESCRIPTION	ORDERING NUMBER	ITEM CODE	SETS/CTN	WT. LBS.	ORDERING NUMBER	ITEM CODE	SETS/CTN	WT. LBS.
STEEL								
Two-Plate Fastener	375X-2-5SETS	40087	5	1.5	375X-2	40100	25	8.0
Three-Plate Fastener	375X-3-5SETS	40089	5	2.5	375X-3	40101	18	8.5
Single-Plate Fastener	550-1-5SETS	40086	5	1.5	550-1	40102	50	12.0
Three-Plate Fastener	550-3STS	39953	1	.8	550-3	40103	18	13.0
MEGALLOY								
Single-Plate Fastener					550MA-1	40058	50	13.0
STAINLESS 300 SERIES								
Two-Plate Fastener	375XS-2-5SETS	40088	5	1.5	375XS-2	40108	25	6.3
Three-Plate Fastener	375XS-3STS	39958	1	.5	375XS-3	40109	18	8.1
Single-Plate Fastener	550S-1STS	39959	1	.3	550S-1	40110	50	12.1
EXTRA CLIPS								
#550 Clips (100/Pkg.)	CLIPS (550)	40134	N/A	2.8				

NOTE: Non-listed cartons over 60" (1500 mm) are supplied in single plate sets.

Flexco® Bolt Hinged Fasteners



HINGE PINS



PACKAGES OF 10 PINS

EACH (ONE PIN)

PACKAGES OF 10 PINS					EACH (ONE PIN)			EACH (ONE PIN)			EACH (ONE PIN)			
BELT WIDTH		ORDERING NUMBER	ITEM CODE	WT. LBS.	ORDERING NUMBER	ITEM CODE	WT. LBS.	ORDERING NUMBER	ITEM CODE	WT. LBS.	ORDERING NUMBER	ITEM CODE	WT. LBS.	
		NC NYLON COVERED STEEL CABLE (1/4" dia.)			NCS NYLON COVERED STAINLESS CABLE* (1/4" dia.)			NC NYLON COVERED STEEL CABLE (1/4" dia.)			NCS NYLON COVERED STAINLESS CABLE* (1/4" dia.)			
in.	mm													
12"	300	NC-12	40150	.8	NCS-12	40170	.8	NC-12-1	38000	.1				
14"	350	NC-14	40151	1.0				NC-14-1	38001	.1				
16"	400	NC-16	40152	1.2	NCS-16	40172	1.2	NC-16-1	38002	.1				
18"	450	NC-18	40153	1.4	NCS-18	40173	1.4	NC-18-1	38003	.1				
20"	500	NC-20	40154	1.5	NCS-20	40174	1.5	NC-20-1	38004	.2				
24"	600	NC-24	40155	1.7	NCS-24	40175	1.7	NC-24-1	38005	.2	NCS-24-1	38041	.2	
26"	650	NC-26	40156	1.8				NC-30-1	38007	.2	NCS-30-1	38043	.2	
30"	750	NC-30	40157	2.2	NCS-30	40177	2.2	NC-36-1	38008	.2	NCS-36-1	38044	.2	
36"	900	NC-36	40158	2.6	NCS-36	40178	2.6	NC-42-1	38009	.2	NCS-42-1	38045	.3	
42"	1050	NC-42	40159	3.1	NCS-42	40179	3.1	NC-48-1	38010	.3	NCS-48-1	38046	.3	
48"	1200	NC-48	40160	3.5	NCS-48	40180	3.5	NC-54-1	38011	.3	NCS-54-1	38047	.3	
54"	1350	NC-54	40161	3.9	NCS-54	40181	3.9	NC-60-1	38012	.4	NCS-60-1	38048	.4	
60"	1500	NC-60	40162	4.3	NCS-60	40182	4.3	NC-72-1	38013	.4	NCS-72-1	38049	.5	
72"	1800	NC-72	40163	5.0	NCS-72	40183	5.0							
100 FOOT COILS														
BULK		NC-C	39740	8.6										

NAC					AC			NAC			AC			
in.		mm		ORDERING NUMBER	ITEM CODE	WT. LBS.	ORDERING NUMBER		ITEM CODE	WT. LBS.	ORDERING NUMBER		ITEM CODE	WT. LBS.
		NAC NYLON COVERED ARMORED CABLE (1/4" dia.)			AC BARE ARMORED CABLE (1/4" dia.)			NAC NYLON COVERED ARMORED CABLE (1/4" dia.)			AC BARE ARMORED CABLE (1/4" dia.)			
18"	450	NAC-18	40629	1.8	AC-18	40685	1.7	NAC-18-1	38108	.2	AC-18-1	38129	.2	
24"	600	NAC-24	40631	2.4	AC-24	40686	2.3	NAC-24-1	38109	.2	AC-24-1	38130	.2	
26"	650	NAC-26	40632	2.6	AC-26	40687	2.4	NAC-26-1	38110	.2	AC-26-1	38131	.2	
30"	750	NAC-30	40633	3.0	AC-30	40688	2.8	NAC-30-1	38111	.3	AC-30-1	38132	.3	
36"	900	NAC-36	40634	3.6	AC-36	40689	3.4	NAC-36-1	38112	.3	AC-36-1	38133	.3	
42"	1050	NAC-42	40636	4.2	AC-42	40691	3.8	NAC-42-1	38113	.4	AC-42-1	38134	.4	
48"	1200	NAC-48	40637	4.8	AC-48	40692	4.8	NAC-48-1	38114	.4	AC-48-1	38135	.4	
54"	1350	NAC-54	40638	5.4				NAC-54-1	38115	.5	AC-54-1	38136	.5	
60"	1500	NAC-60	40639	6.0				NAC-60-1	38116	.5	AC-60-1	38137	.5	
72"	1800	NAC-72	40640	7.2				NAC-72-1	38117	.6	AC-72-1	38138	.6	

SC					SSC			SC			SSC			
in.		mm		ORDERING NUMBER	ITEM CODE	WT. LBS.	ORDERING NUMBER		ITEM CODE	WT. LBS.	ORDERING NUMBER		ITEM CODE	WT. LBS.
		SC BARE STEEL CABLE (1/4" dia.)			SSC BARE STAINLESS CABLE* (7/32" dia.)			SC BARE STEEL CABLE (1/4" dia.)			SSC BARE STAINLESS CABLE* (7/32" dia.)			
24"	600	SC-24	40202	2.5	SSC-24	40210	2.2	SC-24-1	38180	.2	SSC-24-1	38199	.2	
26"	650	SC-26	40203	2.6				SC-30-1	38182	.3	SSC-30-1	38201	.3	
30"	750	SC-30	40204	3.1	SSC-30	40211	2.5	SC-36-1	38183	.3	SSC-36-1	38202	.3	
36"	900	SC-36	40205	3.7	SSC-36	40212	3.0	SC-42-1	38184	.4	SSC-42-1	38203	.4	
42"	1050	SC-42	40206	4.3	SSC-42	40213	3.5	SC-48-1	38185	.4	SSC-48-1	38204	.4	
48"	1200	SC-48	40207	4.9	SSC-48	40214	4.0							

ACS					* 300 SERIES			ACS			NB			
in.		mm		ORDERING NUMBER	ITEM CODE	WT. LBS.	ORDERING NUMBER		ITEM CODE	WT. LBS.	ORDERING NUMBER		ITEM CODE	WT. LBS.
		ACS BARE ARMORED STAINLESS CABLE* (17/64" dia.)			* 300 SERIES			ACS BARE ARMORED STAINLESS CABLE* (17/64" dia.)			NB NYLON COVERED BRONZE CABLE (1/4" dia.)			
18"	450						ACS-30-1	41380	.2	NB-18-1	38075	.2		
24"	600						ACS-36-1	41381	.2	NB-24-1	38077	.2		
30"	750	ACS-30	41354	2.8			ACS-42-1	41382	.2	NB-30-1	38079	.3		
36"	900	ACS-36	41355	3.0			ACS-48-1	41383	.3	NB-36-1	38080	.3		
42"	1050	ACS-42	41356	3.2			ACS-54-1	41384	.3	NB-42-1	38081	.4		
48"	1200	ACS-48	41357	3.5			ACS-60-1	41385	.4					
54"	1350	ACS-54	41358	3.7										
60"	1500	ACS-60	41359	4.0										

For 375X or 550

Stock Items (non-shaded) standard lead time is 3 working days.

Made To Order Items (shaded) extended lead time, minimum order may apply.

Special Metals and Special Length Cards are available.
Request quote for price and delivery.



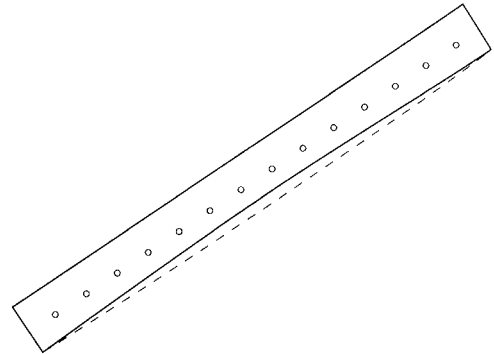
Flexco® Bolt Hinged Fasteners

INSTALLATION TOOLS

CURVED TEMPLETS

BELT WIDTH		ORDERING NUMBER	ITEM CODE	ORDERING NUMBER	ITEM CODE
in.	mm	375X		550	
12"	300	375X-12	30813	512	30799
14"	350	375X-14	30814		
16"	400	375X-16	30815	516	30800
18"	450	375X-18	30816	518	30801
20"	500	375X-20	30817	520	30802
24"	600	375X-24	30818	524	30803
26"	650	375X-26	30819	526	30804
30"	750	375X-30	30820	530	30805
36"	900	375X-36	30821	536	30806
42"	1050	375X-42	30822	542	30807
48"	1200	375X-48	30823	548	30808
54"	1350	375X-54	30824	554	30809
60"	1500	375X-60	30825	560	30810
72"	1800	375X-72	30826	572	30811

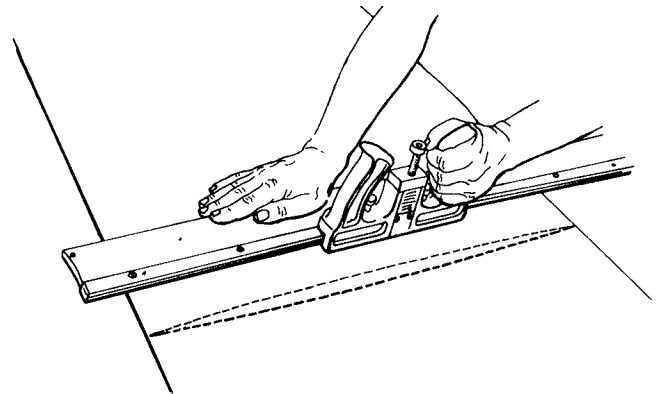
NOTE: All templates up to and including 72" are curved. For belt widths over 72", straight templet supplied.



CURVED BELT CUTTERS

DESCRIPTION	BELT WIDTH		ORDERING NUMBER	ITEM CODE	WT. LBS.
	in.	mm			
Cutter Complete	30"	750	400430	30914	14.2
	36"	900	400436	30915	16.1
	42"	1050	400442	30916	18.9
	48"	1200	400448	30917	19.0
	60"	1500	400460	30918	23.0
Cutter Base Only	30"	750	430	30950	5.4
	36"	900	436	30951	6.2
	42"	1050	442	30952	7.1
	48"	1200	448	30953	7.9
	60"	1500	460	30954	9.6
Cutter Head Only			400	30919	5.1
Cutter Blade			30023	30909	.2
Cutter Blade (Long)			30023L	30913	.2

NOTE: Belt widths over 72" require straight cutters. Please refer to page 108 for straight cutters.



EXTRA BOLTS & NUTS

100 PER BOX – BOLT DIMENSION IS 1/4" X 1-11/16"


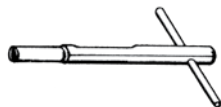






FOR FASTENER NUMBER	ORDERING NUMBER / ITEM CODE	WT. LBS.	FOR FASTENER NUMBER	ORDERING NUMBER / ITEM CODE	WT. LBS.
BOLTS—STEEL			NUTS—STEEL—UNSLOTTED NUTS		
375X	20398	2.1	375X/550	20380	0.9
550	20399	2.4			
BOLTS—STAINLESS			NUTS—STAINLESS—SLOTTED NUTS		
375X/550	20400	2.3	375X/550	20381	0.7
BOLTS—EVERDUR			NUTS—EVERDUR—SLOTTED NUTS		
375X/550	20397	2.4	375X/550	20387	0.8

Flexco® Bolt Hinged Fasteners



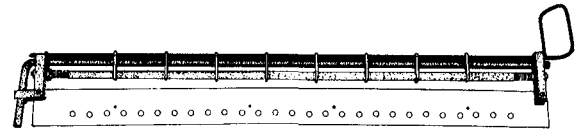
INSTALLATION TOOLS

HAND & POWER TOOLS

	DESCRIPTION	FOR FASTENER NUMBER	ORDERING NUMBER	ITEM CODE	BOLT HOLE DIAMETER	WT. LBS.
HAND TOOLS	BOLT BREAKER (Two Per Package) 	375X & 550	110	30474	1/4"	1.2
	PUNCH 	375X & 550	P1P	30460	1/4"	.1
	BORING BIT 	375X & 550	B1B	30468	1/4"	.1
	WRENCH 	375X & 550	100* S1S**	30445 30442	1/4"	.2 .2
POWER TOOLS	POWER PUNCH 	375X & 550	HP1	30463	1/4"	.2
	POWER BORING BIT 	375X & 550	HB1	30471	1/4"	.1
	POWER WRENCH 	375X & 550	H100* HW1**	30446 30447	1/4"	.2 .3
	QUICK CHANGE CHUCK 1/2" DRIVE 	375X & 550	5552	30481		.4
	1/2" IMPACT TOOL		30453	30453		8.9

* For use with Steel No. 375X or Steel No. 550 nuts.

** For use with Stainless and Everdur No. 375X or Stainless No. 550 slotted nuts only.



ALIGNING HOLDERS

BELT WIDTH		ORDERING NUMBER	ITEM CODE	WT. LBS.
in.	mm			
375X				
30"	750	AH37530	30836	9.6
36"	900	AH37536	30837	11.4
42"	1050	AH37542	30838	12.9
48"	1200	AH37548	30839	14.5
550				
30"	750	AH530	30840	9.7
36"	900	AH536	30841	11.6
42"	1050	AH542	30842	12.8
48"	1200	AH548	30843	14.4





FLEXCO-LOK® BELT TAPE 100' PER CARTON FOR USE WITH INDIVIDUAL PLATES

FOR FASTENER NUMBER	ORDERING NUMBER	ITEM CODE	WT. LBS.
375X/550	FL7C	30888	.8

MISCELLANEOUS

DESCRIPTION	ORDERING NUMBER	ITEM CODE	WT. LBS.	INSIDE DIAMETER
Orange Filler Tubing for 375X & 550	(100'/pkg.)	30894	10.0	—
Hinge Pin Retaining Washers (50/Pkg.) — For use with 375X and 550 Nylon Coated hinge pins	310-RET-50	40135	.3	1/4"

 **Stock Items** (non-shaded) standard lead time is 3 working days.

 **Made To Order Items** (shaded) extended lead time, minimum order may apply.

Special Metals and **Special Length** Cards are available. Request quote for price and delivery.



How Flexco® Rivet Hinged Fasteners Work

Designed for synthetic carcass belting as well as other styles of belt, Flexco® SR™ (Self-Setting Rivet) Fasteners utilize multiple rivet attachment. This provides maximum resistance to pull-out and allows the patented rivets to work between the carcass fibers without severing them, leaving the entire belt carcass intact. It does not rely solely upon the carcass material to resist pull-out.

Because the rivets are self-setting, fasteners are installed quickly from the top side of the belt.

Rivets are driven through the fastener plates and through the belt, passing between the carcass fibers. The specially-shaped head of each pilot nail works in conjunction with the applicator tool's anvil plate to set the rivets.

The same hammer blows that set the rivets also compress the fastener plates into the belt cover. The broad width and heavy gauge of the plates give extended wear life. These plates compress uniformly and are specially coined so there are no high spots or edges to hang up.

Applications	Installation Method	What You Need for Installation
<ul style="list-style-type: none"> Underground Mining Asphalt Plants Aggregate and Ready-mix Plants Log Belts and Similar Applications 	Fastener installed with portable fixture and hammer. Fasteners are installed in one simple procedure with self-setting rivets.	<ul style="list-style-type: none"> Fastener Rivets Hinge Pin Flexco Installation Tool Hammer
How to Specify the Correct Flexco® Rivet Hinged Fastener	Fastener Metal Selection	Hinge Pin Selection
<ol style="list-style-type: none"> Determine Belt Tension (PIW). Measure your Belt Thickness after skive. Measure the Diameter of the Smallest Pulley in your Drive with Belt Wrap more than 90°. When using self-cleaning wing pulleys, subtract 20% of the overall diameter to calculate the minimum pulley diameter. Choose the fastener size that is appropriate for your specifications in the selection chart below. 	<p>Steel. For most applications, plated steel is recommended.</p> <p>Stainless Steel. 300 Series Stainless Steel provides extra resistance to abrasion, magnetic attraction and corrosion from acids and chemicals.</p> <p>RustAlloy®. Resists corrosion due to mine water or other chemical attack.</p> <p>MegAlloy®. For superior resistance to wear and abrasion.</p>	<p>AC Bare Armored Cable - for extendable conveyors.</p> <p>ACS Bare Armored Stainless Cable - for extendable conveyors.</p> <p>NAC Nylon Covered Armored Cable - right for many applications, long service life.</p> <p>NC Nylon Covered Steel Cable - for use with steel fasteners.</p> <p>NCS Nylon Covered Stainless Steel Cable - for applications with stainless fasteners.</p> <p>SC Bare Steel Cable - for conveying gritty or abrasive material.</p> <p>SSC Bare Stainless Steel Cable - for corrosion resistance.</p>

Flexco® Rivet Hinged Fastener Selection Chart

Fastener Size	Fastener Rating		Belt Thickness Range		Recommended Min. Pulley Diameter			
	For Belt Tension Rating Up To:	For Belt Strength Up To:	Measured After Skive		Operating Tension 75-100% of Fastener Rating		Operating Tension Under 75% of Fastener Rating	
			in.	mm	in.	mm	in.	mm
R2	330	580	1/8-3/8	3-9.5	5	127	5	127
R5	450	790	7/32-7/16	5.5-11	9	230	7	175
R5-1/2	650	1140	5/16-19/32	8-15	12	300	10	250
R6	800	1400	13/32-11/16	10.5-17.5	18	450	16	400
R6LP	800	1400	5/16-23/32	8-18	18	450	16	400
R8	1500	2630	13/32-11/16	10.5-17.5	18	450	16	400
R9	2000	3500	5/8-1	16-25.5	42	1050	42	1050

Flexco® R2 Medium-Duty Rivet Hinged Belt Fasteners



FASTENERS

Order each component separately for a complete splice:
Fastener Strip + Rivets + Hinge Pin

For R2	STEEL (Continuous Strip)				
	BELT WIDTH		ORDERING NUMBER	ITEM CODE	WT. LBS.
	in.	mm	PACKAGE (Two Fastener Strips)		
	12"	300	R2-12/300	41613	2.0
18"	450	R2-18/450	41614	2.6	
24"	600	R2-24/600	41615	3.4	
30"	750	R2-30/750	41616	4.2	
36"	900	R2-36/900	41617	5.1	
42"	1050	R2-42/1050	41618	5.9	
48"	1200	R2-48/1200	41619	6.9	
54"	1350	R2-54/1350	41623	8.1	
60"	1500	R2-60/1500	41624	9.2	
STAINLESS 300 SERIES					
BELT WIDTH		ORDERING NUMBER	ITEM CODE	WT. LBS.	
in.	mm	PACKAGE (Two Fastener Strips)			
12"	300	R2S-12/300	41628	2.0	
18"	450	R2S-18/450	41629	2.6	
24"	600	R2S-24/600	41630	3.4	
30"	750	R2S-30/750	41631	4.2	
36"	900	R2S-36/900	41632	5.1	
42"	1050	R2S-42/1050	41633	5.9	
48"	1200	R2S-48/1200	41634	6.9	
54"	1350	R2S-54/1350	41642	8.1	
60"	1500	R2S-60/1500	41643	9.2	

MEGALLOY® (4 Plate Strips, 10 Strip Per Box)

For R2	ORDERING NUMBER	ITEM CODE	WT. LBS.		
	R2MA	41709	4.7		
	Plates Required for one R2MA Joint				
	BELT WIDTH	PLATES REQUIRED	BELT WIDTH	PLATES REQUIRED	
in.	mm	in.	mm		
18"	450	20	42"	1050	46
24"	600	26	48"	1200	54
30"	750	32	54"	1350	60
36"	900	40	60"	1500	68

R2T APPLICATOR TOOL

Use with SR-50 single Rivet Driver

TOOL SIZE		ORDERING NUMBER	ITEM CODE	WT. LBS.
in.	mm	R2T	40455	6.6
12"	300			
REPLACEMENT PARTS				
Gauge Pin Guide		SR26	40479	.04
Anvil Insert (14/Bag)		R2T-AI	40469	.06

SINGLE RIVET DRIVER TOOL

DESCRIPTION	ORDERING NUMBER	ITEM CODE	WT. LBS.
Driver Tool Complete	SR-50	40510	.8
Drive Rod	SR5-7	40517	.3


RIVET SET*

ORDERING NUMBER	ITEM CODE	WT. LBS.
R5S	40348	1.9

*If no SRTA Application Tool is available, fasteners may be installed with an R5S Flexco Rivet Set.

NOTE:

In most cases, fastener strip length is not equal to belt width.
Order by belt width.

 **Made To Order Items** (shaded) allow one week for production. In most cases, the next standard stock item can be adapted to meet your requirements.



RIVET BUCKET
(Contains 2000 Rivets)

RIVETS



Self-setting, pre-assembled with pilot nails

STEEL

ORDERING NUMBER	ITEM CODE	BOX QTY.	WT. LBS.
BOX (100 Rivets)			
SRAA-100	40509	100	.9
SRA-100	40539	100	1.0
SRB-100	40540	100	1.1
BOX (250 Rivets)			
SRAA	40508	250	2.1
SRA	40527	250	2.3
SRB	40528	250	2.5
BUCKET (2000 Rivets)			
SRAA-2M	40424	2000	16.1
SRA-2M	41190	2000	16.6
SRB-2M	41191	2000	18.1
BUCKET WITH WASHERS			
BUCKET (2000 Rivets)			
SRAA-W-2M	40315	2000	16.1
SRA-W-2M	40316	2000	16.6
SRB-W-2M	40318	2000	18.1

STAINLESS (TYPE 430)

ORDERING NUMBER	ITEM CODE	BOX QTY.	WT. LBS.
BOX (250 Rivets)			
SRAA-S	40468	250	2.1
SRA-S	40542	250	2.3
SRB-S	40543	250	2.5
BUCKET (2000 Rivets)			
SRAA-S-2M	40762	2000	16.6
SRA-S-2M	41200	2000	17.1
SRB-S-2M	41201	2000	18.9
BUCKET WITH WASHERS			
BUCKET (2000 Rivets)			
SRAA-S-W-2M	40319	2000	16.6
SRA-S-W-2M	40317	2000	17.1
SRB-S-W-2M	40320	2000	18.9

EVERDUR

ORDERING NUMBER	ITEM CODE	BOX QTY.	WT. LBS.
BOX (250 Rivets)			
SRAA-E	40550	250	2.1
SRA-E	40551	250	2.3
SRB-E	40552	250	2.5
BOXES WITH WASHERS			
BOXES (250 Rivets)			
SRAA-E-W	40553	250	2.1
SRA-E-W	40554	250	2.3
SRB-E-W	40555	250	2.5

NOTE: For use in non-magnetic applications with R2 and R5 stainless strips.

FLEXCO® R2 RIVET SELECTION CHART

FASTENER SIZE	BELT THICKNESS RANGE MEASURED AFTER SKIVE		RIVET SIZE
	in.	mm	
R2	1/8-7/32"	3-5.5	SRAA
	3/16-5/16"	5-8	SRA
	9/32-3/8"	7-9.5	SRB

Rivets Required For One R2 Joint

BELT WIDTH		RIVET REQUIRED
in.	mm	
12	300	24
18	450	40
24	600	52
30	750	64
36	900	80
42	1050	92
48	1200	108
54	1350	120
60	1500	136

NOTE: For hinge pins and retaining washers for R2 see page 88.

NOTE: For Multiple Rivet (MSRT) and Single Rivet (SRTA) Applicator Tools see pages 91 & 92.



Flexco® SR™ Scalloped Edge® Rivet Hinged Fasteners

FASTENERS

Order each component separately for a complete splice: Fastener Strip + Rivets + Hinge Pin

NOTE:

In most cases, fastener strip length is not equal to belt width. Order by belt width.

STEEL (Continuous Strip)

STAINLESS TYPE 316 (Continuous Strip)

RUSTALLOY® (Continuous Strip)*

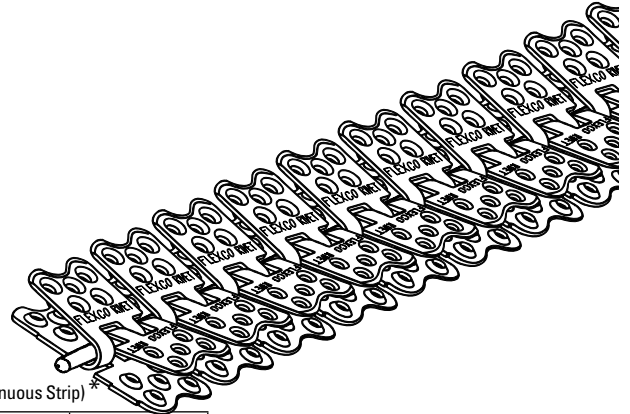
For R5	BELT WIDTH		ORDERING NUMBER	ITEM CODE	WT. LBS.
	in.	mm	PACKAGE (Two Fastener Strips)		
	18"	450	R5-SE-18/450	41314	2.6
24"	600	R5-SE-24/600	41315	3.4	
26"	650	R5-SE-26/650	41409	3.7	
30"	750	R5-SE-30/750	41276	4.2	
36"	900	R5-SE-36/900	41277	5.1	
42"	1050	R5-SE-42/1050	41278	5.9	
48"	1200	R5-SE-48/1200	41279	6.9	
54"	1350	R5-SE-54/1350	41296	7.3	
60"	1500	R5-SE-60/1500	41298	8.5	
72"	1800	R5-SE-72/1800	41316	10.4	

For R5	BELT WIDTH		ORDERING NUMBER	ITEM CODE	WT. LBS.
	in.	mm	PACKAGE (Two Fastener Strips)		
	18"	450	R5S-SE-18/450	41326	2.6
24"	600	R5S-SE-24/600	41327	3.4	
30"	750	R5S-SE-30/750	41289	4.2	
36"	900	R5S-SE-36/900	41290	5.1	
42"	1050	R5S-SE-42/1050	41291	5.9	
48"	1200	R5S-SE-48/1200	41292	6.9	
60"	1500	R5S-SE-60/1500	41294	8.5	
72"	1800	R5S-SE-72/1800	41581	10.4	

For R5	BELT WIDTH		ORDERING NUMBER	ITEM CODE	WT. LBS.
	in.	mm	PACKAGE (Two Fastener Strips)		
	24"	600	RAR5-SE-24/600	41328	3.4
26"	650	RAR5-SE-26/650	41329	3.6	
30"	750	RAR5-SE-30/750	41283	4.2	
36"	900	RAR5-SE-36/900	41284	5.1	
42"	1050	RAR5-SE-42/1050	41285	5.9	
48"	1200	RAR5-SE-48/1200	41286	6.9	
54"	1350	RAR5-SE-54/1350	41287	7.3	
60"	1500	RAR5-SE-60/1500	41288	8.5	
72"	1800	RAR5-SE-72/1800	41584	10.4	

MEGALLOY® (4 Plate Strips, 10 Strip Per Box)

For R5	ORDERING NUMBER		ITEM CODE	WT. LBS.	
	R5MA-SE		41067	4.7	
	Plates Required for one R5MA Joint				
BELT WIDTH		PLATES REQUIRED	BELT WIDTH		PLATES REQUIRED
in.	mm		in.	mm	
18"	450	20	48"	1200	54
24"	600	26	54"	1350	60
30"	750	32	60"	1500	68
36"	900	40	72"	1800	82
42"	1050	46			



STEEL (Continuous Strip)

RUSTALLOY® (Continuous Strip)*

For R5-1/2	BELT WIDTH		ORDERING NUMBER	ITEM CODE	WT. LBS.
	in.	mm	PACKAGE (Two Fastener Strips)		
	18"	450	R5-1/2-SE-18/450	41514	3.9
24"	600	R5-1/2-SE-24/600	41515	5.0	
30"	750	R5-1/2-SE-30/750	41516	6.3	
36"	900	R5-1/2-SE-36/900	41513	7.8	
42"	1050	R5-1/2-SE-42/1050	41509	8.8	
48"	1200	R5-1/2-SE-48/1200	41510	9.9	
54"	1350	R5-1/2-SE-54/1350	41525	11.6	
60"	1500	R5-1/2-SE-60/1500	41511	12.5	
72"	1800	R5-1/2-SE-72/1800	41512	15.5	

For R5-1/2	BELT WIDTH		ORDERING NUMBER	ITEM CODE	WT. LBS.
	in.	mm	PACKAGE (Two Fastener Strips)		
	24"	600	RAR5-1/2-SE-24/600	41341	5.0
30"	750	RAR5-1/2-SE-30/750	41342	6.3	
36"	900	RAR5-1/2-SE-36/900	41351	7.5	
42"	1050	RAR5-1/2-SE-42/1050	41391	8.9	
46"	1150	RAR5-1/2-SE-46/1150	41392	9.7	
48"	1200	RAR5-1/2-SE-48/1200	41319	10.1	
54"	1350	RAR5-1/2-SE-54/1350	41393	11.5	
60"	1500	RAR5-1/2-SE-60/1500	41394	12.5	
72"	1800	RAR5-1/2-SE-72/1800	41395	15.4	

MEGALLOY® (4 Plate Strips, 10 Strip Per Box)

* 400 SERIES STAINLESS

For R5-1/2	ORDERING NUMBER		ITEM CODE	WT. LBS.	
	R5-1/2MA-SE		41450	4.7	
	Plates Required for one R5-1/2MA Joint				
BELT WIDTH		PLATES REQUIRED	BELT WIDTH		PLATES REQUIRED
in.	mm		in.	mm	
18"	450	20	48"	1200	54
24"	600	26	54"	1350	60
30"	750	32	60"	1500	68
36"	900	40	72"	1800	82
42"	1050	46			

- Stock Items (non-shaded) standard lead time is 3 working days.
 - Made To Order Items (shaded) extended lead time, minimum order may apply.
- Special Metals and Special Length Cards are available.
Request quote for price and delivery.

Flexco® SR™ Scalloped Edge® Rivet Hinged Fasteners



FASTENERS

Order each component separately for a complete splice: Fastener Strip + Rivets + Hinge Pin

NOTE:

In most cases, fastener strip length is not equal to belt width. Order by belt width.

STEEL (Continuous Strip)

RUSTALLOY® (Continuous Strip) *

RAR6LP LOW PROFILE*

For R6	BELT WIDTH		ORDERING NUMBER	ITEM CODE	WT. LBS.
	in.	mm	PACKAGE (Two Fastener Strips)		
	24"	600	R6-SE-24/600	40408	6.6
30"	750	R6-SE-30/750	40409	8.4	
36"	900	R6-SE-36/900	40399	10.3	
42"	1050	R6-SE-42/1050	40389	11.7	
46"	1150	R6-SE-46/1150	40415	13.2	
48"	1200	R6-SE-48/1200	40390	13.8	
54"	1350	R6-SE-54/1350	40391	14.6	
60"	1500	R6-SE-60/1500	40392	16.2	
72"	1800	R6-SE-72/1800	40393	20.8	
84"	2130	R6-SE-84/2130	40416	28.7	

For R6	BELT WIDTH		ORDERING NUMBER	ITEM CODE	WT. LBS.
	in.	mm	PACKAGE (Two Fastener Strips)		
	24"	600			
30"	750				
36"	900				
42"	1050	RAR6-SE-42/1050	41542	11.7	
46"	1150	RAR6-SE-46/1150	41548	13.2	
48"	1200	RAR6-SE-48/1200	41543	13.8	
54"	1350	RAR6-SE-54/1350	41544	14.6	
60"	1500	RAR6-SE-60/1500	41545	16.2	
72"	1800	RAR6-SE-72/1800	41546	20.8	
84"	2130	RAR6-SE-84/2130	41547	28.7	

For R6	BELT WIDTH		ORDERING NUMBER	ITEM CODE	WT. LBS.
	in.	mm	PACKAGE (Two Fastener Strips)		
	24"	600			
30"	750				
36"	900				
42"	1050	RAR6LP-SE-42/1050	40828	8.4	
46"	1150	RAR6LP-SE-46/1150	40834	9.0	
48"	1200	RAR6LP-SE-48/1200	40829	9.6	
54"	1350	RAR6LP-SE-54/1350	40830	10.1	
60"	1500	RAR6LP-SE-60/1500	40831	10.7	
72"	1800	RAR6LP-SE-72/1800	40832	12.5	
84"	2130	RAR6LP-SE-84/2130	40833	16.4	


RUSTALLOY® (Continuous Strip) *

* 400 SERIES STAINLESS

For R8	BELT WIDTH		ORDERING NUMBER	ITEM CODE	WT. LBS.
	in.	mm	PACKAGE (Two Fastener Strips)		
	48"	1200	RAR8-SE-48/1200	41712	13.8
54"	1350	RAR8-SE-54/1350	41713	14.6	
60"	1500	RAR8-SE-60/1500	41714	16.2	
72"	1800	RAR8-SE-72/1800	41715	20.8	
84"	2130	RAR8-SE-84/2130	41716	28.7	

STAINLESS 300 SERIES

For R9	BELT WIDTH		ORDERING NUMBER	ITEM CODE	WT. LBS.
	in.	mm	PACKAGE (Two Fastener Strips)		
	48"	1200	R9S-SE-48/1200	41737	17.0
54"	1350	R9S-SE-54/1350	41738	19.0	
60"	1500	R9S-SE-60/1500	41739	21.8	
72"	1800	R9S-SE-72/1800	41740	25.8	
84"	2130	R9S-SE-84/2130	41741	30.2	





Flexco® SR™ Scalloped Edge® Rivet Hinged Fasteners

RIVETS



Self-setting, pre-assembled with pilot nails

STEEL

ORDERING NUMBER	ITEM CODE	BOX QTY.	WT. LBS.
BOX (100 Rivets)			
SRA-100	40539	100	.9
SRB-100	40540	100	1.0
SRC-100	40541	100	1.1
BOX (250 Rivets)			
SRA	40527	250	2.3
SRB	40528	250	2.5
SRC	40529	250	2.6
SRC/D	40538	250	2.8
SRD	40530	250	2.9
SRE	40531	250	3.1
SRF	40532	250	3.1
SRG	40533	250	3.2
SRH	40534	250	3.4
SRI	40535	250	3.5
SRJ	40536	250	3.6
SRK	40537	250	3.7
BUCKET (2000 Rivets)			
SRA-2M	41190	2000	16.6
SRB-2M	41191	2000	18.1
SRC-2M	41192	2000	20.2
SRC/D-2M	41193	2000	21.2
SRD-2M	41194	2000	21.9
SRE-2M	41195	2000	23.1
SRF-2M	41196	2000	24.4
SRG-2M	41197	2000	24.9
SRH-2M	41198	2000	25.1
SRI-2M	41199	2000	25.9

STAINLESS (TYPE 430)

ORDERING NUMBER	ITEM CODE	BOX QTY.	WT. LBS.
BOX (250 Rivets)			
SRA-S	40542	250	2.3
SRB-S	40543	250	2.5
SRC-S	40544	250	2.6
SRC/D-S	40548	250	2.8
SRD-S	40545	250	2.9
SRE-S	40546	250	3.1
SRF-S	40547	250	3.1
SRG-S	40523	250	3.2
SRH-S	40522	250	3.4
SRI-S	40506	250	3.5
SRJ-S	40507	250	3.6
SRK-S	40520	250	3.7
SRL-S	40519	250	4.2
BUCKET (2000 Rivets)			
SRA-S-2M	41200	2000	17.1
SRB-S-2M	41201	2000	18.9
SRC-S-2M	41202	2000	20.6
SRC/D-S-2M	41203	2000	21.3
SRD-S-2M	41204	2000	21.9
SRE-S-2M	41205	2000	22.9
SRF-S-2M	41206	2000	23.5
SRG-S-2M	41207	2000	24.7
SRH-S-2M	41208	2000	25.1
SRI-S-2M	41181	2000	26.3
SRJ-S-2M	41183	2000	27.5
SRK-S-2M	41185	2000	28.7
SRL-S-2M	41781	2000	29.9

Rivets Required For One R5, R5-1/2 or R6 Joint

BELT WIDTH		RIVETS REQUIRED
in.	mm	
18"	450	100
24"	600	130
30"	750	160
36"	900	200
42"	1050	230
48"	1200	270
54"	1350	300
60"	1500	340
72"	1800	410
84"	2130	480

Rivets Required For One R8 or R9 Joint

BELT WIDTH		RIVETS REQUIRED
in.	mm	
48"	1200	432
54"	1350	480
60"	1500	544
72"	1800	656
84"	2130	768

RIVET SELECTION CHART

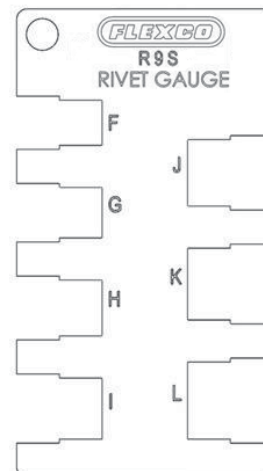
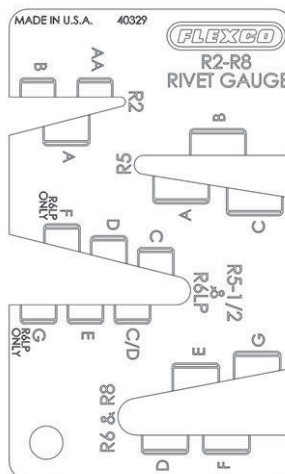
FASTENER SIZE	BELT THICKNESS RANGE MEASURED AFTER SKIVE		RIVET SIZE
	in.	mm	
R5	7/32-5/16	5.5-8	SRA
	9/32-3/8	7-9.5	SRB
	11/32-7/16	9-11	SRC
	13/32-7/16	10.5-11	SRC/D
R5-1/2 & R6LP	5/16-11/32	8-9	SRB
	5/16-13/32	8-10.5	SRC
	3/8-15/32	9.5-12	SRC/D
	7/16-17/32	11-13.5	SRD
	1/2-19/32	13-15	SRE
	9/16-21/32	14-16.5	SRF*
	5/8-23/32	16-18	SRG*
R6	13/32-7/16	10.5-11	SRC/D
	13/32-1/2	10.5-13	SRD
	15/32-9/16	12-14	SRE
	17/32-5/8	13.5-16	SRF
	19/32-11/16	15-17.5	SRG
R8	13/32-7/16	10.5-11	SRC/D
	13/32-1/2	10.5-13	SRD
	15/32-9/16	12-14	SRE
	17/32-5/8	13.5-16	SRF
R9	19/32-11/16	15-17.5	SRG
	5/8-11/16	16-17.5	SRH
	21/32-3/4	16.5-19	SRI
	23/32-13/16	18-20.5	SRI
	25/32-7/8	20-22	SRJ**
	27/32-15/16	21.5-24	SRK**
29/32-1	23-25.5	SRL**	

* Applies to RAR6LP only.

** Use with 3/4" diameter hinge pin.

RIVET SELECTION GAUGE

ORDERING NUMBER	ITEM CODE	WT. LBS.
R2-R8	40329	0.1
R9	40435	0.1





RAPID LOADER™ RIVET STRIPS

Self-setting, pre-assembled with pilot nails
(For R5, R5-1/2, R6, BR10)

60 Strips/1200 Rivets per Bucket

DESCRIPTION		ORDERING NUMBER	ITEM CODE	WT. LBS.
Size	Color Code			
STEEL				
A	Red	CSRLA	40857	13.00
B	White	CSRLB	40858	13.92
C	Blue	CSRLC	40859	14.84
C/D	Orange	CSRLC/D	40860	15.56
D	Green	CSRLD	40861	16.06
E	Purple	CSRLE	40862	16.62
F	Yellow	CSRLF	40863	17.34
G	Black	CSRLG	40864	17.90
STAINLESS (TYPE 430)				
A	Red	CSRLA-S	40978	12.90
B	White	CSRLB-S	40979	13.80
C	Blue	CSRLC-S	40980	14.92
C/D	Orange	CSRLC/D-S	40981	15.31
D	Green	CSRLD-S	40982	15.92
E	Purple	CSRLE-S	40983	16.48
F	Yellow	CSRLF-S	40984	16.94
G	Black	CSRLG-S	40985	17.52

(For R8 and R9)


24 Strips for 768 Rivets/32 Strips for 1024 Rivets


STEEL							
Rivet Qty.	1024	C/D	Orange	CSRL8C/D	41845	13.50	
		D	Green	CSRL8D	41846	14.10	
		E	Purple	CSRL8E	41847	14.70	
		F	Yellow	CSRL8F	41848	15.30	
		G	Black	CSRL8G	41849	16.00	
		768	H	Gray	CSRL8H	41850	12.50
			I	Lt. Blue	CSRL8I	41851	13.10
J	Brown		CSRL8J	41852	13.70		
K	Beige		CSRL8K	41853	14.30		
STAINLESS (TYPE 430)							
Rivet Qty.	1024	C/D	Orange	CSRL8C/D-S	41854	13.50	
		D	Green	CSRL8D-S	41855	14.10	
		E	Purple	CSRL8E-S	41856	14.70	
		F	Yellow	CSRL8F-S	41857	15.30	
		G	Black	CSRL8G-S	41858	16.00	
		768	H	Gray	CSRL8H-S	41859	12.50
			I	Lt. Blue	CSRL8I-S	41860	13.10
J	Brown		CSRL8J-S	41861	13.70		
K	Beige		CSRL8K-S	41862	14.30		



NOTE: Use standard rivet selection criteria for collated rivet strips.



 **Stock Items** (non-shaded) standard lead time is 3 working days.

 **Made To Order Items** (shaded) extended lead time, minimum order may apply.

Special Metals and **Special Length** Cards are available.
Request quote for price and delivery.

RAPID LOADER™ RIVET STRIPS

WITH WASHERS

For use with the Flexco® Pneumatic Single Rivet Driver
(For R5, R5-1/2, R6, BR10)

60 Strips/1200 Rivets per Bucket

DESCRIPTION		ORDERING NUMBER	ITEM CODE	WT. LBS.
Size	Color Code			
STEEL				
A	Red	CSRLA-W	40891	13.00
B	White	CSRLB-W	40892	13.92
C	Blue	CSRLC-W	40893	14.84
C/D	Orange	CSRLC/D-W	40895	15.56
D	Green	CSRLD-W	40897	16.06
E	Purple	CSRLE-W	40898	16.62
F	Yellow	CSRLF-W	40899	17.34
G	Black	CSRLG-W	40901	17.90
STAINLESS (TYPE 430)				
A	Red	CSRLA-S-W	40955	12.90
B	White	CSRLB-S-W	40956	13.80
C	Blue	CSRLC-S-W	40957	14.92
C/D	Orange	CSRLC/D-S-W	40958	15.31
D	Green	CSRLD-S-W	40959	15.92
E	Purple	CSRLE-S-W	40961	16.48
F	Yellow	CSRLF-S-W	40969	16.94
G	Black	CSRLG-S-W	40971	17.52

(For R8 and R9)


24 Strips for 768 Rivets/32 Strips for 1024 Rivets

STEEL							
Rivet Qty.	1024	C/D	Orange	CSRL8C/D-W	41879	13.50	
		D	Green	CSRL8D-W	41880	14.10	
		E	Purple	CSRL8E-W	41881	14.70	
		F	Yellow	CSRL8F-W	41882	15.30	
		G	Black	CSRL8G-W	41883	16.00	
		768	H	Gray	CSRL8H-W	41884	12.50
			I	Lt. Blue	CSRL8I-W	41885	13.10
J	Brown		CSRL8J-W	41886	13.70		
K	Beige		CSRL8K-W	41887	14.30		
STAINLESS (TYPE 430)							
Rivet Qty.	1024	C/D	Orange	CSRL8C/D-S-W	41888	13.50	
		D	Green	CSRL8D-S-W	41889	14.10	
		E	Purple	CSRL8E-S-W	41890	14.70	
		F	Yellow	CSRL8F-S-W	41891	15.30	
		G	Black	CSRL8G-S-W	41892	16.00	
		768	H	Gray	CSRL8H-S-W	41893	12.50
			I	Lt. Blue	CSRL8I-S-W	41894	13.10
J	Brown		CSRL8J-S-W	41895	13.70		
K	Beige		CSRL8K-S-W	41896	14.30		
L	Teal		CSRL8L-S-W	41935	14.90		



Flexco® SR™ Scalloped Edge® Rivet Hinged Fasteners

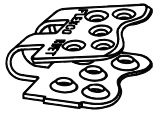
HINGE PINS




FOR R2 & R5

(SEE PAGES 87 & 88 FOR ADDITIONAL HINGE PINS.)

BELT WIDTH		ORDERING NUMBER	ITEM CODE	WT. LBS.	ORDERING NUMBER	ITEM CODE	WT. LBS.	ORDERING NUMBER	ITEM CODE	WT. LBS.	ORDERING NUMBER	ITEM CODE	WT. LBS.	ORDERING NUMBER	ITEM CODE	WT. LBS.			
		AC BARE ARMORED CABLE (1/4" dia.)			*ACS BARE ARMORED STAINLESS CABLE (17/64" dia.)			NAC NYLON COVERED ARMORED CABLE (1/4" dia.)			NC NYLON COVERED STEEL CABLE (1/4" dia.)			*NCS NYLON COVERED STAINLESS CABLE (1/4" dia.)					
in. mm		EACH (One Pin)			EACH (One Pin)			EACH (One Pin)			EACH (One Pin)			EACH (One Pin)					
12"	300										NC-12-1	38000	.1						
14"	350										NC-14-1	38001	.1						
16"	400										NC-16-1	38002	.1						
18"	450	AC-18-1	38129	.2				NAC-18-1	38108	.2	NC-18-1	38003	.1						
20"	500										NC-20-1	38004	.2						
24"	600	AC-24-1	38130	.2				NAC-24-1	38109	.2	NC-24-1	38005	.2	NCS-24-1	38041	.2			
26"	650	AC-26-1	38131	.2				NAC-26-1	38110	.2									
30"	750	AC-30-1	38132	.3	ACS-30-1	41380	.3	NAC-30-1	38111	.3	NC-30-1	38007	.2	NCS-30-1	38043	.2			
36"	900	AC-36-1	38133	.3	ACS-36-1	41381	.3	NAC-36-1	38112	.3	NC-36-1	38008	.2	NCS-36-1	38044	.2			
42"	1050	AC-42-1	38134	.4	ACS-42-1	41382	.4	NAC-42-1	38113	.4	NC-42-1	38009	.2	NCS-42-1	38045	.3			
48"	1200	AC-48-1	38135	.4	ACS-48-1	41383	.4	NAC-48-1	38114	.4	NC-48-1	38010	.3	NCS-48-1	38046	.3			
54"	1350	AC-54-1	38136	.5	ACS-54-1	41384	.5	NAC-54-1	38115	.5	NC-54-1	38011	.3	NCS-54-1	38047	.3			
60"	1500	AC-60-1	38137	.5	ACS-60-1	41385	.5	NAC-60-1	38116	.5	NC-60-1	38012	.4	NCS-60-1	38048	.4			
72"	1800	AC-72-1	38138	.6	ACS-72-1	41388	.6	NAC-72-1	38117	.6	NC-72-1	38013	.4	NCS-72-1	38049	.5			
PACKAGE (Ten Pins)					PACKAGE (Ten Pins)					PACKAGE (Ten Pins)					PACKAGE (Ten Pins)				
18"	450	AC-18	40685	1.7				NAC-18	40629	1.7	NC-18	40153	1.3						
24"	600	AC-24	40686	2.3				NAC-24	40631	2.3	NC-24	40155	1.8	NCS-24	40175	1.8			
26"	650	AC-26	40687	2.4				NAC-26	40632	2.4	NC-26	40156	1.8						
30"	750	AC-30	40688	2.8	ACS-30	41354	2.8	NAC-30	40633	2.8	NC-30	40157	2.0	NCS-30	40177	2.0			
36"	900	AC-36	40689	3.4	ACS-36	41355	3.4	NAC-36	40634	3.4	NC-36	40158	2.3	NCS-36	40178	2.3			
42"	1050	AC-42	40691	3.8	ACS-42	41356	3.8	NAC-42	40636	3.8	NC-42	40159	2.6	NCS-42	40179	2.6			
48"	1200	AC-48	40692	4.8	ACS-48	41357	4.8	NAC-48	40637	4.8	NC-48	40160	3.0	NCS-48	40180	3.0			
54"	1350				ACS-54	41358	5.4				NC-54	40161	3.4	NCS-54	40181	3.4			
60"	1500				ACS-60	41359	6.1				NC-60	40162	3.9	NCS-60	40182	3.9			
72"	1800				ACS-72	41363	6.8				NC-72	40163	5.0						
PACKAGE (Ten Pins)					PACKAGE (Ten Pins)					PACKAGE (Ten Pins)					PACKAGE (Ten Pins)				
18"	450	AC-18	40685	1.7				NAC-18	40629	1.7	NC-18	40153	1.3						
24"	600	AC-24	40686	2.3				NAC-24	40631	2.3	NC-24	40155	1.8	NCS-24	40175	1.8			
26"	650	AC-26	40687	2.4				NAC-26	40632	2.4	NC-26	40156	1.8						
30"	750	AC-30	40688	2.8	ACS-30	41354	2.8	NAC-30	40633	2.8	NC-30	40157	2.0	NCS-30	40177	2.0			
36"	900	AC-36	40689	3.4	ACS-36	41355	3.4	NAC-36	40634	3.4	NC-36	40158	2.3	NCS-36	40178	2.3			
42"	1050	AC-42	40691	3.8	ACS-42	41356	3.8	NAC-42	40636	3.8	NC-42	40159	2.6	NCS-42	40179	2.6			
48"	1200	AC-48	40692	4.8	ACS-48	41357	4.8	NAC-48	40637	4.8	NC-48	40160	3.0	NCS-48	40180	3.0			
54"	1350				ACS-54	41358	5.4				NC-54	40161	3.4	NCS-54	40181	3.4			
60"	1500				ACS-60	41359	6.1				NC-60	40162	3.9	NCS-60	40182	3.9			
72"	1800				ACS-72	41363	6.8				NC-72	40163	5.0						
PACKAGE (Ten Pins)					PACKAGE (Ten Pins)					PACKAGE (Ten Pins)					PACKAGE (Ten Pins)				
18"	450	AC-18	40685	1.7				NAC-18	40629	1.7	NC-18	40153	1.3						
24"	600	AC-24	40686	2.3				NAC-24	40631	2.3	NC-24	40155	1.8	NCS-24	40175	1.8			
26"	650	AC-26	40687	2.4				NAC-26	40632	2.4	NC-26	40156	1.8						
30"	750	AC-30	40688	2.8	ACS-30	41354	2.8	NAC-30	40633	2.8	NC-30	40157	2.0	NCS-30	40177	2.0			
36"	900	AC-36	40689	3.4	ACS-36	41355	3.4	NAC-36	40634	3.4	NC-36	40158	2.3	NCS-36	40178	2.3			
42"	1050	AC-42	40691	3.8	ACS-42	41356	3.8	NAC-42	40636	3.8	NC-42	40159	2.6	NCS-42	40179	2.6			
48"	1200	AC-48	40692	4.8	ACS-48	41357	4.8	NAC-48	40637	4.8	NC-48	40160	3.0	NCS-48	40180	3.0			
54"	1350				ACS-54	41358	5.4				NC-54	40161	3.4	NCS-54	40181	3.4			
60"	1500				ACS-60	41359	6.1				NC-60	40162	3.9	NCS-60	40182	3.9			
72"	1800				ACS-72	41363	6.8				NC-72	40163	5.0						
PACKAGE (Ten Pins)					PACKAGE (Ten Pins)					PACKAGE (Ten Pins)					PACKAGE (Ten Pins)				
18"	450	AC-18	40685	1.7				NAC-18	40629	1.7	NC-18	40153	1.3						
24"	600	AC-24	40686	2.3				NAC-24	40631	2.3	NC-24	40155	1.8	NCS-24	40175	1.8			
26"	650	AC-26	40687	2.4				NAC-26	40632	2.4	NC-26	40156	1.8						
30"	750	AC-30	40688	2.8	ACS-30	41354	2.8	NAC-30	40633	2.8	NC-30	40157	2.0	NCS-30	40177	2.0			
36"	900	AC-36	40689	3.4	ACS-36	41355	3.4	NAC-36	40634	3.4	NC-36	40158	2.3	NCS-36	40178	2.3			
42"	1050	AC-42	40691	3.8	ACS-42	41356	3.8	NAC-42	40636	3.8	NC-42	40159	2.6	NCS-42	40179	2.6			
48"	1200	AC-48	40692	4.8	ACS-48	41357	4.8	NAC-48	40637	4.8	NC-48	40160	3.0	NCS-48	40180	3.0			
54"	1350				ACS-54	41358	5.4				NC-54	40161	3.4	NCS-54	40181	3.4			
60"	1500				ACS-60	41359	6.1				NC-60	40162	3.9	NCS-60	40182	3.9			
72"	1800				ACS-72	41363	6.8				NC-72	40163	5.0						
PACKAGE (Ten Pins)					PACKAGE (Ten Pins)					PACKAGE (Ten Pins)					PACKAGE (Ten Pins)				
18"	450	AC-18	40685	1.7				NAC-18	40629	1.7	NC-18	40153	1.3						
24"	600	AC-24	40686	2.3				NAC-24	40631	2.3	NC-24	40155	1.8	NCS-24	40175	1.8			
26"	650	AC-26	40687	2.4				NAC-26	40632	2.4	NC-26	40156	1.8						
30"	750	AC-30	40688	2.8	ACS-30	41354	2.8	NAC-30	40633	2.8	NC-30	40157	2.0	NCS-30	40177	2.0			
36"	900	AC-36	40689	3.4	ACS-36	41355	3.4	NAC-36	40634	3.4	NC-36	40158	2.3	NCS-36	40178	2.3			
42"	1050	AC-42	40691	3.8	ACS-42	41356	3.8	NAC-42	40636	3.8	NC-42	40159	2.6	NCS-42	40179	2.6			
48"	1200	AC-48	40692	4.8	ACS-48	41357	4.8	NAC-48	40637	4.8	NC-48	40160	3.0	NCS-48	40180	3.0			
54"	1350				ACS-54	41358	5.4				NC-54	40161	3.4	NCS-54	40181	3.4			
60"	1500				ACS-60	41359	6.1				NC-60	40162	3.9	NCS-60	40182	3.9			
72"	1800				ACS-72	41363	6.8				NC-72	40163	5.0						
PACKAGE (Ten Pins)					PACKAGE (Ten Pins)					PACKAGE (Ten Pins)					PACKAGE (Ten Pins)				
18"	450	AC-18	40685	1.7				NAC-18	40629	1.7	NC-18	40153	1.3						
24"	600	AC-24	40686	2.3				NAC-24	40631	2.3	NC-24	40155	1.8	NCS-24	40175	1.8			
26"	650	AC-26	40687	2.4				NAC-26	40632	2.4	NC-26	40156	1.8						
30"	750	AC-30	40688	2.8	ACS-30	41354	2.8	NAC-30	40633	2.8	NC-30	40157	2.0	NCS-30	40177	2.0			
36"	900	AC-36	40689	3.4	ACS-36	41355	3.4	NAC-36	40634	3.4	NC-36	40158	2.3	NCS-36	40178	2.3			
42"	1050	AC-42	40691	3.8	ACS-42	41356	3.8	NAC-42	40636	3.8	NC-42	40159	2.6	NCS-42	40179	2.6			
48"	1200	AC-48	40692	4.8	ACS-48	41357	4.8	NAC-48	40637	4.8	NC-48	40160	3.0	NCS-48	40180	3.0			
54"	1350				ACS-54	41358	5.4				NC-54	40161	3.4	NCS-54	40181	3.4			
60"	1500																		



HINGE PINS



FOR R5

ORDERING NUMBER	ITEM CODE	WT. LBS.	ORDERING NUMBER	ITEM CODE	WT. LBS.
SC932 BARE STEEL CABLE (9/32" dia.)			*SSC932 BARE STAINLESS CABLE (9/32" dia.)		
EACH (One Pin)			EACH (One Pin)		
SC932-18-1	38348	.4	SSC932-18-1	38349	.4
SC932-24-1	38344	.5	SSC932-24-1	38336	.5
SC932-30-1	38341	.6	SSC932-30-1	38337	.6
SC932-36-1	38342	.7	SSC932-36-1	38338	.7
SC932-40-1	38406	.8	SSC932-38-1	38425	.7
SC932-42-1	38343	.8	SSC932-40-1	38426	.8
SC932-44-1	38405	.9	SSC932-42-1	38339	.8
SC932-46-1	38404	.9	SSC932-44-1	38427	.9
SC932-48-1	38345	.9	SSC932-46-1	38428	.9
SC932-54-1	38355	1.0	SSC932-48-1	38340	.9
SC932-60-1	38351	1.0	SSC932-54-1	38429	1.0
SC932-72-1	38350	1.1	SSC932-60-1	38352	1.0
SC932-72-1	38350	1.1	SSC932-72-1	38335	1.1
PACKAGE (Ten Pins)			PACKAGE (Ten Pins)		
SC932-30	38300	5.8	SSC932-30	38320	5.8
SC932-36	38301	7.0	SSC932-36	38321	7.0
SC932-38	38412	7.4	SSC932-38	38420	7.4
SC932-40	38409	7.8	SSC932-40	38417	7.8
SC932-42	38302	8.2	SSC932-42	38322	8.2
SC932-44	38411	8.6	SSC932-44	38419	8.6
SC932-46	38410	8.9	SSC932-46	38418	8.9
SC932-48	38303	9.3	SSC932-48	38323	9.3
SC932-54	38305	9.9	SSC932-54	38325	9.9
SC932-60	38312	10.5	SSC932-60	38317	10.5

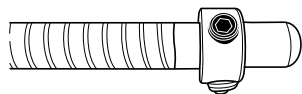
*300 SERIES

FOR R5-1/2, R6, & R8

BELT WIDTH	ORDERING NUMBER	ITEM CODE	WT. LBS.	ORDERING NUMBER	ITEM CODE	WT. LBS.
AC6 BARE ARMORED STEEL CABLE (3/8" dia.)			SC6 BARE STEEL CABLE (23/64" dia.)			
in.	mm	EACH (One Pin)		EACH (One Pin)		
24"	600	AC6-24-1	38164	.7	SC6-38-1	38370
30"	750	AC6-30-1	38165	.8	SC6-40-1	38371
36"	900	AC6-36-1	38166	1.0	SC6-42-1	38376
38"	950	AC6-38-1	38161	1.1	SC6-44-1	38372
40"	1000	AC6-40-1	38162	1.1	SC6-46-1	38373
42"	1050	AC6-42-1	38167	1.2	SC6-48-1	38377
44"	1100	AC6-44-1	38143	1.3	SC6-54-1	38374
46"	1150				SC6-60-1	38375
48"	1200	AC6-48-1	38168	1.4	SC6-72-1	38378
52"					SC6-84-1	38387
54"	1350	AC6-54-1	38169	1.5		
60"	1500	AC6-60-1	38170	1.7		
72"	1800	AC6-72-1	38171	2.1		
84"	2130					
PACKAGE (Ten Pins)						
24"	600	AC6-24	40707	6.2	SC6-36	38362
30"	750	AC6-30	40709	8.1	SC6-38	38365
36"	900	AC6-36	40710	10.0	SC6-40	38366
38"	950	AC6-38	38403	10.2	SC6-42	38363
40"	1000	AC6-40	38401	11.0	SC6-46	38368
42"	1050	AC6-42	40712	12.0	SC6-48	38364
44"	1100	AC6-44	40713	12.3		
46"	1150					
48"	1200	AC6-48	40714	12.5		
52"	1350					
54"	1350	AC6-54	40716	14.7	SC6-54	38369
60"	1500	AC6-60	40718	16.2	SC6-60	38380
72"	1800	AC6-72	40720	19.6	SC6-72	38381
84"	2130	AC6-84	40721	25.0	SC6-84	38390

HINGE PIN RETAINING COLLARS

FOR PIN DIAMETER	ORDERING NUMBER	ITEM CODE	WT. LBS.
7/32-9/32	HPRET1	40198	.5
23/64-13/32	HPRET2	40199	.5



SIFT STOP FOAM STRIP

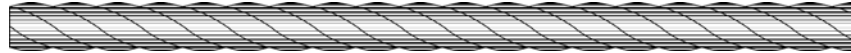
DESCRIPTION	SIZE	ORDERING NUMBER	ITEM CODE	WT. LBS.
Creates a sealed joint to prevent sifting. These strips can be used with R5-R8.	40 ft (12.2 m)	XPSS-40	37179	.2





Flexco® SR™ Scalloped Edge® Rivet Hinged Fasteners

HINGE PINS



FOR R5-1/2, R6, & R8

ORDERING NUMBER	ITEM CODE	WT. LBS.	ORDERING NUMBER	ITEM CODE	WT. LBS.	ORDERING NUMBER	ITEM CODE	WT. LBS.
*ACS6 BARE ARMORED STAINLESS CABLE (3/8" dia.)			NAC6 NYLON COVERED ARMORED CABLE (13/32" dia.)			*NACS6 NYLON COVERED ARMORED STAINLESS CABLE (13/32" dia.)		
EACH (One Pin)			EACH (One Pin)					
ACS6-36/900-1	39274	1.0	NAC6-24-1	38144	.7			
ACS6-40-1	39280	1.1	NAC6-30-1	38145	.8			
ACS6-42-1	39275	1.2	NAC6-36-1	38146	1.0			
ACS6-46-1	39281	1.3	NAC6-38-1	40940	1.1			
ACS6-48-1	39276	1.3	NAC6-40-1	40941	1.1			
ACS6-52-1	39282	1.4	NAC6-42-1	38147	1.2			
ACS6-54-1	39277	1.5	NAC6-44-1	40942	1.3			
ACS6-60-1	39278	1.7	NAC6-46-1	40943	1.4			
ACS6-72-1	39279	2.1	NAC6-48-1	38148	1.4			
ACS6-84-1	39283	2.5	NAC6-54-1	38149	1.5			
PACKAGE (Ten Pins)			PACKAGE (Ten Pins)			PACKAGE (Ten Pins)		
ACS6-36/900	39300	10.0	NAC6-24	40654	6.5			
ACS6-40	39307	11.0	NAC6-30	40657	8.3			
ACS6-42	39301	12.0	NAC6-36	40659	10.0			
ACS6-46	39308	12.3	NAC6-38	40681	10.2			
ACS6-48	39302	13.4	NAC6-40	40670	11.0			
ACS6-52	39306	14.0	NAC6-42	40661	11.8			
ACS6-54	39303	15.8	NAC6-44	40680	12.3			
ACS6-60	39304	17.6	NAC6-46	40679	12.9			
ACS6-72	39305	20.9	NAC6-48	40663	13.5	NACS6-48	39250	13.5
ACS6-84	39309	25.0	NAC6-54	40665	15.0	NACS6-54	39251	15.0
			NAC6-60	40667	17.0	NACS6-60	39255	17.0
			NAC6-72	40669	20.1			
			NAC6-84	40671	24.4			

FOR R9

BELT WIDTH	ORDERING NUMBER	ITEM CODE	WT. LBS.	ORDERING NUMBER	ITEM CODE	WT. LBS.	
*NCS962 NYLON COVERED STAINLESS CABLE (5/8" dia.)				*NCS975 NYLON COVERED STAINLESS CABLE (3/4" dia.)			
EACH (One Pin)				EACH (One Pin)			
in.	mm						
48"	1200	NCS962-48-1	53234	2.2	NCS975-48-1	53255	3.1
54"	1350	NCS962-54-1	53235	2.4	NCS975-54-1	53256	3.5
60"	1500	NCS962-60-1	53236	2.7	NCS975-60-1	53257	4.0
72"	1800	NCS962-72-1	53237	3.3	NCS975-72-1	53258	4.8
84"	2130	NCS962-84-1	53238	3.8	NCS975-84-1	53259	5.6

*300 SERIES

- Stock Items** (non-shaded) standard lead time is 3 working days.
- Made To Order Items** (shaded) extended lead time, minimum order may apply.
- Special Metals** and **Special Length** Cards are available. Request quote for price and delivery.

Flexco® SR™ Scalloped Edge® Rivet Hinged Fasteners



INSTALLATION TOOLS

Multiple Rivet Applicator Tool

MSRT APPLICATOR COMPLETE

Includes two SR700 Multiple Guide Blocks, two SR759 Multiple Drive Rods, two 4 lb. Hammers, Lubricant and one Canvas Carry Bag.

NOTE: For installation of R2, R5, R5-1/2, and R6 Fasteners.

BELT WIDTH		ORDERING NUMBER	ITEM CODE	WT. LBS.
in.	mm			
30"	750	MSRT-30	41041	63.0
36"	900	MSRT-36	41042	70.0
42"	1050	MSRT-42	41043	77.0
48"	1200	MSRT-48	41044	85.0
60"	1500	MSRT-60	41046	93.0
72"	1800	MSRT-72	41047	100.0
84"	2130	MSRT-84	41048	110.0

MSRT8 APPLICATOR COMPLETE

NOTE: Installs R6 & RAR8 fasteners only.

BELT WIDTH		ORDERING NUMBER	ITEM CODE	WT. LBS.
in.	mm			
48"	1200	MSRT8-48	41032	95.0
60"	1500	MSRT8-60	41033	110.0
72"	1800	MSRT8-72	41034	125.0
84"	2130	MSRT8-84	41035	138.0

MSRT9 APPLICATOR COMPLETE

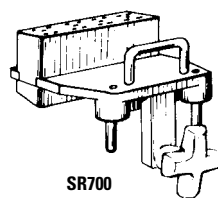
NOTE: Installs R9 fasteners only.

BELT WIDTH		ORDERING NUMBER	ITEM CODE	WT. LBS.
in.	mm			
48"	1200	MSRT9-48	40994	95.0
60"	1500	MSRT9-60	40995	110.0
72"	1800	MSRT9-72	40996	125.0
84"	2130	MSRT9-84	40997	138.0

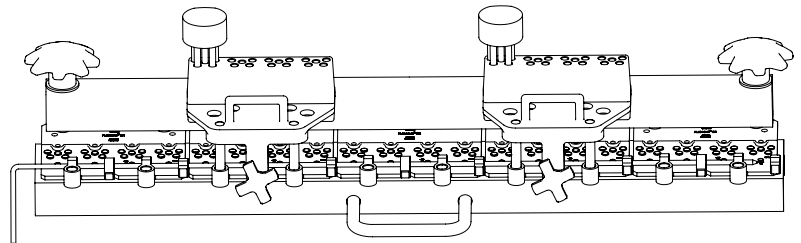
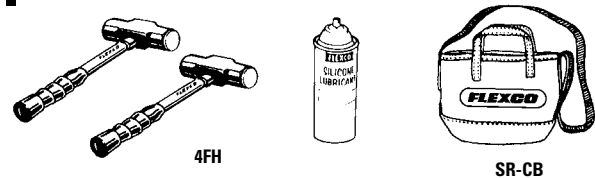
NOTE: Guide blocks cannot be used with rivet sizes J, K and L.

MULTIPLE RIVET DRIVER COMPONENTS

DESCRIPTION	ORDERING NUMBER	ITEM CODE	WT. LBS.
Multiple Guide Block	SR700	41054	3.0
Multiple 5 Prong Drive Rod	SR759	41055	1.0
Multiple Guide Block - For R8	SR800	41050	5.1
8 Prong Drive Rod	SR859-8	41068	1.2
Multiple Guide Block - For R9	SR900	41045	7.0
2 Prong Drive Rod	SR759-2	41058	0.9
Silicone Lubricant (Aerosol)	SL5-1	30932	1.4
Silicone Lubricant (Pump Spray)	SLP5-1	30931	1.4
Four lb. Hammer	4FH	30435	5.3
Six lb. Hammer	6FH	30375	7.3
Canvas Bag	SR-CB	41031	1.3



SR759



ALUMINUM MSRT APPLICATOR COMPLETE

Includes two SR700 Multiple Guide Blocks, two SR759 Multiple Drive Rods, two 4 lb. Hammers, Lubricant and one Canvas Carry Bag.

BELT WIDTH		ORDERING NUMBER	ITEM CODE	WT. LBS.
in.	mm			
30"	750	MSRT-30-AL	40771	57.0*
36"	900	MSRT-36-AL	40773	63.0
42"	1050	MSRT-42-AL	40775	69.0
48"	1200	MSRT-48-AL	40776	76.0
60"	1500	MSRT-60-AL	40782	89.0
72"	1800	MSRT-72-AL	40783	105.0
84"	2130	MSRT-84-AL	40784	121.0*
96"	2430	MSRT-96-AL	40785	137.0*

ALUMINUM MSRT8 APPLICATOR COMPLETE

NOTE: Installs R6, RAR6 & RAR8 fasteners only.

BELT WIDTH		ORDERING NUMBER	ITEM CODE	WT. LBS.
in.	mm			
48"	1200	MSRT8-48-AL	41115	84.0
60"	1500	MSRT8-60-AL	41116	96.0
72"	1800	MSRT8-72-AL	41117	109.0
84"	2130	MSRT8-84-AL	41118	120.0*
96"	2430	MSRT8-96-AL	41119	133.0*

* Estimated weight

ALUMINUM MSRT9 APPLICATOR COMPLETE

NOTE: Installs R9 fasteners only.

BELT WIDTH		ORDERING NUMBER	ITEM CODE	WT. LBS.
in.	mm			
48"	1200	MSRT9-48-AL	41812	84.0
60"	1500	MSRT9-60-AL	41813	96.0
72"	1800	MSRT9-72-AL	41814	109.0
84"	2130	MSRT9-84-AL	41815	120.0



Flexco® SR™ Scalloped Edge® Rivet Hinged Fasteners

INSTALLATION TOOLS

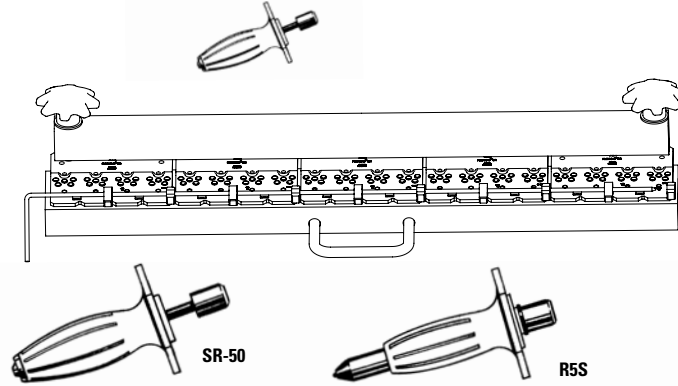
Single Rivet Applicator Tool

SRTA APPLICATOR COMPLETE

Includes one SR-50 Driver Tool Complete

NOTE: For installation of R2, R5, R5-1/2, and R6 Fasteners.

BELT WIDTH		ORDERING NUMBER	ITEM CODE	WT. LBS.
in.	mm			
30"	750	SRTA-30	41213	35.0
36"	900	SRTA-36	41214	41.8
42"	1050	SRTA-42	41215	48.6
48"	1200	SRTA-48	41216	55.8
60"	1500	SRTA-60	41218	69.8
72"	1800	SRTA-72	41219	83.0
84"	2130	SRTA-84	41220	85.2



SINGLE RIVET DRIVER TOOL

DESCRIPTION	ORDERING NUMBER	ITEM CODE	WT. LBS.
Driver Tool Complete	SR-50	40510	.8
Drive Rod	SR5-7	40517	.3
Collets—Set of Two	SR5-1	40511	.1

METAL TOOL BOX FOR SR™ and BR™ APPLICATOR TOOLS

DESCRIPTION	ORDERING NUMBER / ITEM CODE	WT. LBS.
36" Tool Box	40988	41.2
42" or 48" Tool Box	40990	48.2
60" Tool Box	40991	73.0

RIVET SET*

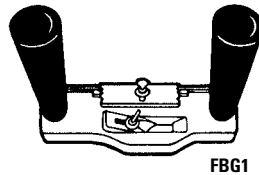
ORDERING NUMBER	ITEM CODE	WT. LBS.
R5S	40348	1.9

*If no SRTA Application Tool is available, fasteners may be installed with an R5S Flexco Rivet Set.

FLEXCO® BELT GROOVER

(7/16" WIDE GROOVE PATH)

ORDERING NUMBER	ITEM CODE	WT. LBS.
FBG1	31978	1.8
EXTRA BLADES		
HSP3	31980	0.1

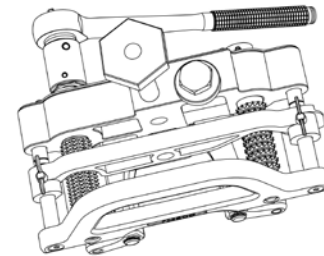


FLEXCO® FSK™ BELT SKIVER

Width of Skive 2½" (64 mm)

DESCRIPTION	ORDERING NUMBER	ITEM CODE	WT. LBS.
Skiver Complete with Metal Fence*	FSK2M	32068	21.8
Skiver XL Complete with Metal Fence*	FSK2MXL	32070	23.6
Power Skiver Complete*	FSK2MP	30367	22.0
Power Skiver XL Complete*	FSK2MXLP	102978	24.0
Sharpening Stone		31987	0.5
REPLACEMENT PARTS			
Skiver Blade-Standard	FSK-1B	31996	0.3
Skiver Blade-High Wear	FSK-1BA	31999	0.3
Skiver Ratchet Assembly	FSK-1R	31991	1.8
Skiver Chain	FSK-1C	31992	0.4
Skiver Sprocket	FSK-1S	31993	0.2
Skiver Metal Fence Assembly for FSK2M	FSK2-FM	32069	1.5
Replacement Front Drive Roller Assembly	FSK2-FDRA	32052	0.6
Cordless Drill for FSK2MP	FSK2-DR18V	30403	2.8
Battery 5.5AH	FSK2-BAT5A	30368	2.2

*Comes with standard blade



FSK2M Belt Skiver

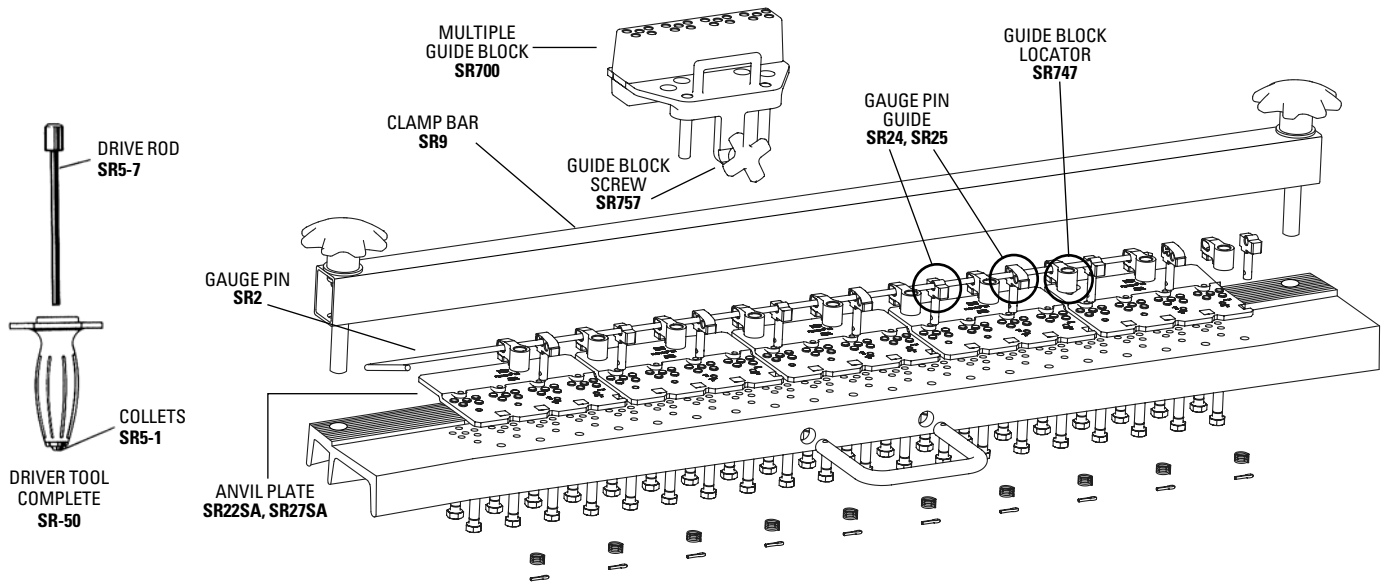
Stock Items (non-shaded) carried in factory inventory.
 Made To Order Items (shaded) allow one week for production. In most cases, the next standard stock item can be adapted to meet your requirements.

Non-Listed Items are available. Request quote for price and delivery.

BELT CUTTERS

Please refer to page 108.

Flexco® SR™ Scalloped Edge® Rivet Hinged Fasteners



REPLACEMENT PARTS – STEEL SRTA, MSRT TOOLS

DESCRIPTION	ORDERING NUMBER	ITEM CODE	WT. LBS.
Rivet Guide Locator Assembly	SR747	41056	0.2
Rivet Guide Locator Assembly (R9)	SR947	41069	0.2
Gauge Pin Guide with Spring and Cotter Pin-1 Hole	SR24	40503	0.1
Gauge Pin Guide with Spring and Cotter Pin-3 Hole	SR25	40504	0.1
Stepped Anvil End Plate W/ Clamp Bar Nut-5 Hole	SR22SAE	41960	1.7
Stepped Anvil Middle Plate-5 Hole	SR22SAM	41961	1.7
Stepped Anvil End Plate W/ Clamp Bar Nut-8 Hole	SR27SAE	41962	1.7
Stepped Anvil Middle Plate-8 Hole	SR27SAM	41963	1.7
Anvil Plate Screws (50/Package)	BRPS	40908	0.7
Clamp Bar Tightening Bolt Complete (MSRT9)	SR23	40502	0.2
Guide Block Clamping Screw	SR757	41057	0.1
Gauge Pin for 30" Tool	SR2-30	40482	0.5
Gauge Pin for 36" Tool	SR2-36	40483	0.6
Gauge Pin for 42" Tool	SR2-42	40484	0.7
Gauge Pin for 48" Tool	SR2-48	40485	0.8
Gauge Pin for 60" Tool	SR2-60	40487	1.0
Gauge Pin for 72" Tool	SR2-72	40488	1.2
Gauge Pin for 84" Tool	SR2-84	40489	1.5
Clamp Bar Nut w/Screws	SR-CBNS	42085	0.5

REPLACEMENT PARTS – ALUMINUM MSRT TOOL

DESCRIPTION	ORDERING NUMBER	ITEM CODE	WT. LBS.
Rivet Guide Locator Assembly	SR747-AL	43022	0.2
Gauge Pin Guide with Spring and Cotter Pin-1 Hole	SR24-AL	43024	0.1
Gauge Pin Guide with Spring and Cotter Pin-3 Hole	SR25-AL	43023	0.1
Stepped Anvil Plate-5 Hole	SR22SAAL	43061	1.7
Stepped Anvil Plate-8 Hole	SR27SAAL	43062	2.5
Anvil Plate Screws (50/Package)	SRPS-AL	43027	0.7
Gauge Pin for 30" Tool	SR2-30-AL	43038	0.5
Gauge Pin for 36" Tool	SR2-36-AL	43039	0.6
Gauge Pin for 42" Tool	SR2-42-AL	43040	0.7
Gauge Pin for 48" Tool	SR2-48-AL	43041	0.8
Gauge Pin for 60" Tool	SR2-60-AL	43042	1.0
Gauge Pin for 72" Tool	SR2-72-AL	43043	1.2
Gauge Pin for 84" Tool	SR2-84-AL	43044	1.5
Gauge Pin for 96" Tool	SR2-96-AL	43045	2.0
Clamp Bar Nut w/Screws	SR91-AL	43029	0.5

REPLACEMENT CLAMP BAR ASSEMBLY FOR STEEL AND ALUMINUM MSRT TOOLS

DESCRIPTION	ORDERING NUMBER	ITEM CODE	WT. LBS.
Cambered Clamp Bar Assembly for 30" Tool	SR9-30-AL	43030	3.8
Cambered Clamp Bar Assembly for 36" Tool	SR9-36-AL	43031	4.1
Cambered Clamp Bar Assembly for 42" Tool	SR9-42-AL	43032	5.3
Cambered Clamp Bar Assembly for 48" Tool	SR9-48-AL	43033	6.2
Cambered Clamp Bar Assembly for 60" Tool	SR9-60-AL	43034	6.8
Cambered Clamp Bar Assembly for 72" Tool	SR9-72-AL	43035	7.5
Cambered Clamp Bar Assembly for 84" Tool	SR9-84-AL	43036	7.9
Cambered Clamp Bar Assembly for 96" Tool	SR9-96-AL	43037	8.5

PARTS REQUIRED TO SPAN THE ENTIRE WIDTH OF THE ALUMINUM MSRT TOOL

BELT WIDTH		SR700	SR747	SR24	SR25	SR22SA, SR27SA
in.	mm.	MULTIPLE GUIDE BLOCKS	RIVET GUIDE LOCATOR ASSEMBLIES	GAUGE PIN GUIDE	GAUGE PIN GUIDE	ANVIL PLATE COMPLETE
30	750	4	8	3	4	4
36	900	5	10	4	5	5
42	1050	6	12	5	6	6
48	1200	7	14	6	7	7
60	1500	9	18	8	9	9
72	1800	11	22	10	11	11
84	2130	13	26	12	13	13
96	2430	14	28	13	14	14

PARTS REQUIRED TO SPAN THE ENTIRE WIDTH OF STEEL SRTA OR MSRT TOOLS

BELT WIDTH		SR700	SR747	SR24	SR25	SR22SA, SR27SA
in.	mm.	MULTIPLE GUIDE BLOCKS	RIVET GUIDE LOCATOR ASSEMBLIES	GAUGE PIN GUIDE	GAUGE PIN GUIDE	ANVIL PLATE COMPLETE
30	750	5	10	4	5	5
36	900	6	12	5	6	6
42	1050	7	14	6	7	7
48	1200	8	16	7	8	8
60	1500	10	20	9	10	10
72	1800	12	24	11	12	12
84	2130	14	28	13	14	14



Flexco® SR™ Scalloped Edge® Rivet Hinged Fasteners

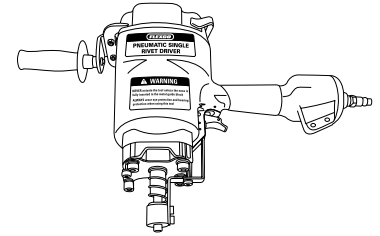
POWER INSTALLATION TOOLS

PNEUMATIC SINGLE RIVET DRIVER

DESCRIPTION	ORDERING NUMBER	ITEM CODE	WT. LBS.
Pneumatic Single Rivet Driver*	PNEUDRIVE1	41992	44.0
5 Rivet Pattern SR™ Steel Guide Blocks	35RD-GB5-4	42000	10.0
8 Rivet Pattern SR™ Steel Guide Blocks (For installation of R8 or R9)	35RD-GB8-4	41998	12.0
BR6 Steel Guide Block	35RD-BR6GB-4	43063	11.0
BR10 Steel Guide Block	35RD-BR10GB-4	43064	14.2
Nose Piece	PDNP	41999	3.1
Nose Piece Safety	PDNPS	42036	0.8
Tool Bumper	PDBUMP	42037	0.4
O-Ring Kit	PDORING	42038	0.2
Handle	PDHANDLE	42039	0.2
HARDWARE Kit-screws	PDHK	42040	0.6
CYLINDER	PDCYL	42041	1.2
Nose Spring	PDNSS	42042	0.1
Piston Rod	PDPR	42043	1.0
Trigger Valve	PDTVA	42044	0.1
Regulator Kit With Air Hose	FPD-RK	43008	7.8
Stand Alone Regulator	SAATR	42016	4.5
Air Hose Assembly	PSRD-AH	42522	3.8

*Includes one Pneumatic Single Rivet Driver, one Regulator, one Air Hose, Instruction Manual, and Safety Glasses.

- Works with Standard MSRT and MBRTA Application Tools
- Works with steel guide blocks – sold separately
- Works with Rapid Loader™ Rivet Strips with washers



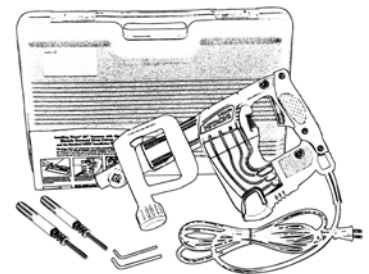
ELECTRIC POWERED RIVET DRIVER KIT

DESCRIPTION	ORDERING NUMBER	ITEM CODE	WT. LBS.
Standard Kit *	EPRDSSK-1	42082	25.6
Straight Shank Replacement Drive Rod	EPRDSS-DR	42083	2.0
Step Shank ** Replacement Drive Rod	EPRDVS-DR	41078	2.0

*Kit includes Driver, two Custom Drive Rods, Convenient Carrying Case.

**For use with previous model: EPRDVSK-1.

- For use with standard 110 volt electric
- Works with standard MSRT and MBRTA application tools and guide blocks

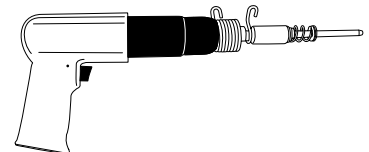


AIR POWERED RIVET DRIVER

DESCRIPTION	ORDERING NUMBER	ITEM CODE	WT. LBS.
Air Powered Rivet Driver-Complete*	PTRDK	41835	5.0
REPLACEMENT PARTS			
Air Powered Rivet Driver	PTAH	41834	4.5
Retaining Spring	PTRD-RS	41837	0.3
Drive Rod with Hold Down Spring and Washer	PTRD-DR	41777	1.0
Hold Down Spring and Washer	DR-SW	41836	0.1

*Includes Air Powered Rivet Driver, Retaining Spring, and Drive Rod with Hold Down Spring and Washer.

- Requires a minimum 90 psi for operation
- Works with standard MSRT and MBRTA application tools and guide blocks



□ **Stock Items** (non-shaded) standard lead time is 3 working days.

▒ **Made To Order Items** (shaded) extended lead time, minimum order may apply.

Special Metals and **Special Length** Cards are available. Request quote for price and delivery.



How Flexco® Bolt Solid Plate Fasteners Work

Strength of this fastener is derived from the compression of the plates, mounted above and below the belt, with high tensile strength bolts. This "compression" distributes the splice tension across the full width of each fastener plate. The holding ability is, thereby, increased by not solely relying upon the bolts to resist pull-out.

Additional strength and resistance to pull-out is obtained from the specially formed teeth on each plate. These teeth imbed deep into the belt carcass, without damaging the carcass fibers.

A tight butt splice is achieved through the exaggerated bolt hole spacing in the templet which forces the belt end together. Flexco® Bolt Solid Plate Fasteners permit natural conformance with troughing or transition idlers.

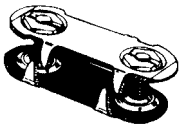
140, 190 and 2-1/2 size fasteners are specifically designed for thinner belting, allowing increased compression, greater reach-back, and more fastener plates per belt width.

Applications	Installation Method	What You Need for Installation
Higher-tension main haulage belts in <ul style="list-style-type: none"> • Coal • Grain Elevators • Hard-Rock Mining • Foundries • Aggregate Plants • Steel Mills 	Holes are punched in belt quickly and accurately with a templet and boring tool. Fasteners are installed on-site with portable, hand, or power tools.	<ul style="list-style-type: none"> • Fastener Plates • Bolts & Nuts • Templet • Belt Punch • Wrench <ul style="list-style-type: none"> • Bolt Horn • Flexco Installation Tool • Impact Tool or Carpenter's Brace
How to Specify the Correct Flexco® Bolt Solid Plate Fastener	Fastener Metal Selection	Hinge Pin Selection
<ol style="list-style-type: none"> 1. Determine Belt Tension (PIW). 2. Measure your Belt Thickness after skive. 3. Measure the Diameter of the Smallest Pulley in your Drive with Belt Wrap more than 90°. 4. When using self-cleaning wing pulleys, subtract 20% of the overall diameter to calculate the minimum pulley diameter. 5. Choose the fastener size that is appropriate for your specifications in the selection chart below. 	<p>Steel. For most applications, steel is recommended.</p> <p>MegAlloy®. For superior resistance to wear and abrasion.</p> <p>Stainless Steel. Type 316 Stainless Steel provides extra resistance to abrasion, magnetic attraction and corrosion from acids and chemicals.</p> <p>Everdur®. Spark-free material compared to steel and fully non-magnetic.</p> <p>Flexco®VP™. Rubber covered steel top plates.</p>	No Hinge Pin Required.

Flexco® Bolt Solid Plate Fastener Selection Chart

Fastener Size	Fastener Rating		Belt Thickness Range		Recommended Min. Pulley Diameter When installing a 45 degree splice the minimum pulley diameter is reduced by 25%.			
	For Belt Tension Rating Up To:	For Belt Strength Up To:	Measured After Skive		Operating Tension 75-100% of Fastener Rating		Operating Tension Under 75% of Fastener Rating	
	PIW	kN/m	in.	mm	in.	mm	in.	mm
1	150	260	3/16-7/16	5-11	12	300	10	250
140*, 140VP	225	400	3/16-7/16	5-11	14	350	12	300
190, 190VP	375	650	5/16-9/16	8-14	18	450	16	400
1-1/2	300	520	7/16-11/16	11-17	18	450	16	400
2, 2VP	440	770	9/16-13/16	14-21	30	760	28	710
2-1/4	620	1080	9/16-1-3/16	14-30	36	920	34	860
2-1/2	450	790	3/4-1	19-25	42	1050	42	1050
3	560	980	15/16-1-1/4	24-32	48	1220	48	1220

Note: When used with extra long bolts the maximum belt thickness is 1-7/8" (48 mm) for No. 2-1/4 and 2" (50 mm) for No. 3.



Flexco® Bolt Solid Plate Fasteners

FASTENERS

"E" BOX 25 FASTENER SETS

ORDERING NUMBER	ITEM CODE	ORDERING NUMBER	ITEM CODE	ORDERING NUMBER	ITEM CODE	ORDERING NUMBER	ITEM CODE	WT. LBS.
STEEL		MEGALLOY® TOP & BOTTOM PLATES, STEEL BOLTS & NUTS		STAINLESS – 300 SERIES		EVERDUR		
1E	20002	140EMAP	20364	140ES	20034	140EE	20090	2.9
140E	20000	190EMAP	20365	190ES	20035	190EE	20091	4.6
190E	20001							4.8
1-1/2E	20004	1-1/2EMAP	20366	1-1/2ES	20038	1-1/2EE	20094	5.9
2E	20005	2EMAP	20367	2ES	20039	2EE	20095	8.0
2-1/4E	20006	2-1/4EMAP	20368	2-1/4ES	20040	2-1/4EE	20096	10.8
2-1/4E-LB	20028							11.3
2-1/2*	20007							6.4
3*	20008							7.0
3LB*	20029							7.1

*10 Fastener Sets

"E" BOX 25 FASTENER SETS

ORDERING NUMBER	ITEM CODE	ORDERING NUMBER	ITEM CODE	ORDERING NUMBER	ITEM CODE	WT. LBS.
MEGALLOY® TOP PLATES BALANCE STEEL		300 SERIES STAINLESS TOP PLATES, BALANCE STEEL		1/8" RUBBER-COVERED T.P. BALANCE STEEL		
140EMA	20330	140EST	20118			4.0
190EMA	20331	190EST	20119			4.6
1-1/2EMA	20334	1-1/2EST	20122			5.5
2EMA	20335	2EST	20123			7.6
2-1/4EMA	20336	2-1/4EST	20124	2-1/4ERCT	20191	10.3

"C" BUCKET (100 FASTENER SETS – BOTTOM PLATES PRE-ASSEMBLED)

ORDERING NUMBER	ITEM CODE	ORDERING NUMBER	ITEM CODE	ORDERING NUMBER	ITEM CODE	ORDERING NUMBER	ITEM CODE	WT. LBS.
STEEL		MEGALLOY® TOP PLATES BALANCE STEEL		MEGALLOY® TOP & BOTTOM PLATES, STEEL BOLTS & NUTS		STAINLESS – 300 SERIES		EVERDUR
1C	20014	1CMA	20327	140CMA	20340	140CS	20044	10.9
140C	20012	140CMA	20340	190CMA	20341	190CS	20045	15.7
190C	20013	190CMA	20341	1-1/2CMA	20344	1-1/2CS	20048	21.9
1-1/2C	20016	1-1/2CMA	20344	1-1/2CMA	20344	2CS	20049	30.3
2C	20017	2CMA	20345	2CMA	20345			42.3
2-1/4C	20018	2-1/4CMA	20346					32.0
2-1/2L*	20052							34.9
3L*	20053							37.0
3LWL*	20047							

*L Buckets are in quantities of 50.

FLEXCO® VP™ FASTENERS

RUBBER COVERED TOP PLATES BALANCE STEEL				RUBBER COVERED TOP PLATES MEGALLOY® BOTTOM PLATES			
BOX*				BOX*			
ORDERING NUMBER	ITEM CODE	PLATES PER STRIP	STRIPS PER BOX	ORDERING NUMBER	ITEM CODE	PLATES PER STRIP	STRIPS PER BOX
140VP	20057	6	5	140VPMA	20081	6	5
190VP	20056	6	5	190VPMA	20080	6	5
2VP	20058	4	6				
BUCKET				BUCKET			
140VPB	20061	6	16	140VPBMA	20082	6	16
190VPB	20059	6	16	190VPBMA	20080	6	16
2VPB	20083	4	24				

*Box quantities provide enough fasteners to splice a 36" (900 mm) belt.


FASTENER SETS

REQUIRED FOR VARIOUS BELT WIDTHS

BELT WIDTH	FASTENER SIZE 1, 140 & 190				FASTENER SIZE 1-1/2, 2 & 2-1/4				FASTENER SIZE 2-1/2 & 3				
	90°		45°		90°		45°		90°		45°		
	in.	mm	in.	mm	in.	mm	in.	mm	in.	mm	in.	mm	
12	300	10	9	12	12	8	7	10	9	6	6	7	7
18	450	15	14	20	19	12	11	15	15	9	9	11	11
24	600	20	19	27	26	16	16	21	21	12	12	16	16
30	750	25	24	34	33	20	20	27	27	16	15	21	20
36	900	30	29	41	41	24	24	33	32	19	19	25	25
	1000		33		45		26		36		21		28
42	1050	35	34	48	48	28	28	39	38	22	22	30	29
48	1200	40	39	56	55	32	32	44	44	26	25	35	34
54	1350	45	44	63	62	36	36	50	49	29	28	39	39
60	1500	50	50	70	69	40	40	56	55	32	32	44	43
72	1800	61	60	85	83	49	48	68	67	39	38	53	52

NOTE: Required fastener sets may vary from those listed depending on exact fastener size.





INSTALLATION TOOLS

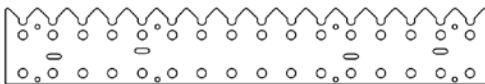
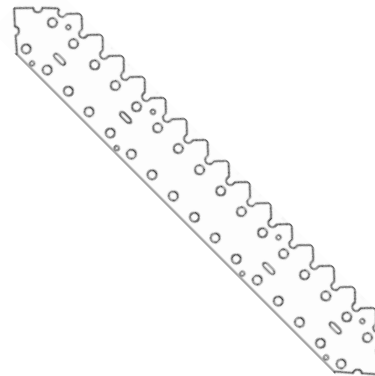
90° TEMPLETS

BELT WIDTH		ORDERING NUMBER	ITEM CODE	ORDERING NUMBER	ITEM CODE	ORDERING NUMBER	ITEM CODE	WT. LBS.
in.	mm	1		140		190		
12"	300	1-12	30516	140-12	30483	190-12	30500	1.3
14"	350	1-14	30517	140-14	30484	190-14	30501	1.5
16"	400	1-16	30518	140-16	30485	190-16	30502	1.7
18"	450	1-18	30519	140-18	30486	190-18	30503	1.9
20"	500	1-20	30520	140-20	30487	190-20	30504	2.1
24"	600	1-24	30521	140-24	30488	190-24	30505	2.6
26"	650					190-26	30506	2.6
28"	700					190-28	30507	3.0
30"	750	1-30	30524	140-30	30491	190-30	30508	3.3
36"	900	1-36	30525	140-36	30492	190-36	30509	3.9
42"	1050	1-42	30526	140-42	30493	190-42	30510	4.5
48"	1200	1-48	30527	140-48	30494	190-48	30511	4.8
60"	1500			140-60	30496	190-60	30513	5.9
				1-1/2		2		
12"	300			1-1/2-12	30548	2-12	30564	1.2
18"	450			1-1/2-18	30551	2-18	30567	1.9
20"	500			1-1/2-20	30552			1.8
24"	600			1-1/2-24	30553	2-24	30569	2.5
30"	750			1-1/2-30	30556	2-30	30572	3.1
36"	900			1-1/2-36	30557	2-36	30573	3.8
42"	1050			1-1/2-42	30558	2-42	30574	4.4
48"	1200			1-1/2-48	30559	2-48	30575	5.2
54"	1350			1-1/2-54	30560	2-54	30576	5.6
60"	1500			1-1/2-60	30561	2-60	30577	6.6
72"	1800			1-1/2-72	30562	2-72	30578	7.2
		2-1/4		2-1/2		3		
20"	500			2-1/2-20	30600			2.9
24"	600	2-1/4-24	30585	2-1/2-24	30601			3.5
30"	750	2-1/4-30	30588	2-1/2-30	30604			4.4
36"	900	2-1/4-36	30589	2-1/2-36	30605	3-36	30620	5.3
42"	1050	2-1/4-42	30590	2-1/2-42	30606	3-42	30621	6.2
48"	1200	2-1/4-48	30591	2-1/2-48	30607	3-48	30622	7.1
54"	1350	2-1/4-54	30592	2-1/2-54	30608			7.9
60"	1500	2-1/4-60	30593	2-1/2-60	30609	3-60	30624	8.8
72"	1800	2-1/4-72	30594	2-1/2-72	30610	3-72	30625	10.6

45° TEMPLETS*

ORDERING NUMBER	ITEM CODE	ORDERING NUMBER	ITEM CODE	ORDERING NUMBER	ITEM CODE	WT. LBS.
1		140		190		
1-12-45	30673					1.1
1-18-45	30676			190-18-45	30661	2.3
1-24-45	30678	140-24-45	30647	190-24-45	30663	3.0
1-30-45	30681	140-30-45	30650	190-30-45	30666	3.7
1-36-45	30682	140-36-45	30651	190-36-45	30667	4.5
1-42-45	30684	140-42-45	30652	190-42-45	30668	5.2
		140-48-45	30653	190-48-45	30669	6.0
		140-60-45	30655	190-60-45	30671	7.5
		1-1/2		2		
		1-1/2-18-45	30707			2.0
		1-1/2-24-45	30709	2-24-45	30725	3.0
		1-1/2-30-45	30712	2-30-45	30728	3.7
		1-1/2-36-45	30713	2-36-45	30729	5.3
		1-1/2-42-45	30714	2-42-45	30730	5.2
		1-1/2-48-45	30715			6.0
		1-1/2-60-45	30717	2-60-45	30733	7.5

*NOTE: When installing a 45 degree splice the minimum pulley diameter is reduced by 25%.



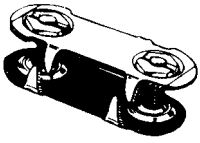
NAILS FOR TEMPLETS

ORDERING NUMBER	ITEM CODE	WT. LBS.	NAILS/PKG. (Approx.)
8D	30437	1.0	90

Stock Items (non-shaded) carried in factory inventory.

Made To Order Items (shaded) allow one week for production. In most cases, the next standard stock item can be adapted to meet your requirements.


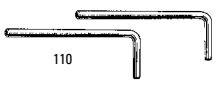

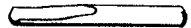



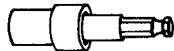

Non-Listed Items are available. Request quote for price and delivery.



Flexco® Bolt Solid Plate Fasteners

INSTALLATION TOOLS

HAND & POWER TOOLS


	DESCRIPTION	FOR FASTENER NUMBER	ORDERING NUMBER	ITEM CODE	BOLT HOLE DIAMETER	WT. LBS.
HAND TOOLS	BOLT HORN 		2BH	30480		.1
	BOLT BREAKER (Two Per Package) 	1,140,190 & RP1	110	30474	1/4"	1.2
		1½, 2, 2¼ & RP2	112*	30475	5/16"	1.4
		1,140,190, RP1, 1½, 2, 2¼ & RP2	110-112*	30595	1/4", 5/16"	1.9
		2½ & 3	113*	30479	3/8"	2.0
	PUNCH 	1,140,190 & RP1	P1P	30460	1/4"	.1
		1½, 2, 2¼ & RP2	P2P	30461	5/16"	.2
		2½ & 3	P3P	30462	3/8"	.3
	BORING BIT 	1,140,190 & RP1	B1B	30468	1/4"	.1
		1½, 2, 2¼ & RP2	B2B	30469	5/16"	.1
2½ & 3		B3B	30470	3/8"	.1	
WRENCH 	1,140,190 & RP1	S1S	30442	1/4"	.2	
	1½, 2, 2¼ & RP2	S2S	30443	5/16"	.2	
	2½ & 3	S3S	30444	3/8"	.2	
POWER TOOLS	POWER PUNCH 	1,140,190 & RP1	HP1	30463	1/4"	.2
		1½, 2, 2¼ & RP2	HP2	30464	5/16"	.2
		2½ & 3	HP3	30465	3/8"	.2
	POWER BORING BIT 	1,140,190 & RP1	HB1	30471	1/4"	.1
		1½, 2, 2¼ & RP2	HB2	30472	5/16"	.1
		2½ & 3	HB3	30473	3/8"	.1
	POWER WRENCH 	GREEN 1,140,190 & RP1	HW1	30447	1/4"	.3
		RED 1½, 2, 2¼ & RP2	HW2	30448	5/16"	.3
		BLUE 2½ & 3	HW3	30449	3/8"	.4
	QUICK CHANGE CHUCK 1/2" DRIVE 		5552	30481		.4
1/2" IMPACT TOOL		30453	30453		8.9	

*Sizes 110-112, 112 & 113 are straight bolt breakers – no bend.

FLEXCO-LOK®

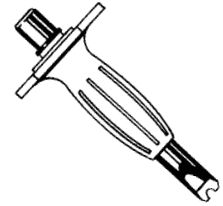
Belt tape 100' per carton

FASTENER SIZE	ORDERING NUMBER	ITEM CODE	WT. LBS.	TAPE WIDTH
140, 1	FL7C	30888	.8	7/16"
190	FL11C	30889	1.0	11/16"
1-1/2, 2, 2-1/4				



CRACKING CHISEL

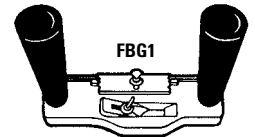
NUT SIZE	ORDERING NUMBER	ITEM CODE	WT. LBS.
1, 140 or 190	C1C	30438	1.2
1-1/2, 2, 2-1/4	C2C	30439	1.2
2-1/2-3	C3C	30499	1.6



FLEXCO® BELT GROOVER

(7/16" wide groove path)

ORDERING NUMBER	ITEM CODE	WT. LBS.
FBG1	31978	1.8
EXTRA BLADES		
HSP3	31980	0.1



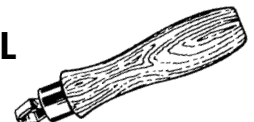
FLEXCO® SILICONE LUBRICANT

ORDERING NUMBER	ITEM CODE	PKG. QTY.	WT. LBS.
SL5-1 (aerosol)	30932	1	1.4
SLP5-1 (pump)	30931	1	1.4



FLEXCO® BELT IDENTIFICATION TOOL

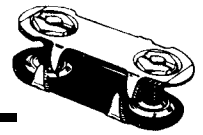
ORDERING NUMBER	ITEM CODE	WT. LBS.
BT-1	31075	.06



ROUTER COUNTERSINKING TOOLS

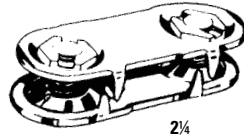
DESCRIPTION	ORDERING NUMBER	ITEM CODE	WT. LBS.
Template Guide	RTG-2	30890	.08
Router Templet	FRT-1	30875	0.7
Router Bit	RT-5/8	30877	0.2

Flexco® Bolt Solid Plate Fasteners



RIP REPAIR FASTENERS

ORDERING NUMBER	ITEM CODE	BOX QTY.	WT. LBS.
STEEL			
RP1E	20010	25	4.7
RP1C	20022	100	19.1
RP2E	20011	25	10.2
RP2C	20023	100	38.7
2-1/4E	20006	25	10.6
2-1/4C	20018	100	43.0
STAINLESS			
RP1ES	20041	25	4.9
RP2ES	20042	25	10.1
2-1/4ES	20040	25	10.7
EVERDUR			
2-1/4EE	20096	25	11.6



2 1/4



RP1



RP2



16

TURTLE® FASTENER—STEEL

ORDERING NUMBER	ITEM CODE	BOX QTY.	WT. LBS.
16	20206	50	4.3


RIP REPAIR SELECTION INFORMATION


Belt Thickness		Fastener Size
in.	mm.	
3/8-9/16	10-14	No. 16
1/4-1/2	6-13	RP1
3/8-13/16	10-21	RP2
9/16-1-3/16	14-30	2-1/4

Note: Use extra long bolts for thicker belts.

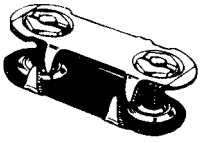
RIP REPAIR KITS

DESCRIPTION	QUANTITY	ORDERING NUMBER	ITEM CODE	WT. LBS.
1/4" to 1/2" (6 mm to 13 mm) Belt Thickness Range After Skive				
RIP REPAIR KIT COMPLETE		RP1C-RRK	30053	21.4
Includes items as listed below:				
RP1C Fasteners, 100 pcs.	1	RP1C	20022	19.1
2BH Bolt-Horn Assy Tool	1	2BH	30480	.1
110 Bolt Breakers (pair)	1	110	30474	1.2
HP1 Power Punch	1	HP1	30463	.2
HB1 Power Boring Bit	1	HB1	30471	.1
HW1 Power Wrench	2	HW1	30447	.3
5552 Quick Change Chuck	1	5552	30481	.4
3/8" to 13/16" (10 mm to 21 mm) Belt Thickness Range After Skive				
RIP REPAIR KIT COMPLETE		RP2C-RRK	30054	41.0
Includes items as listed below:				
RP2C Fasteners, 100 pcs.	1	RP2C	20023	38.7
2BH Bolt-Horn Assy Tool	1	2BH	30480	.1
112 Bolt Breakers (pair)	1	112	30475	1.2
HP2 Power Punch	1	HP2	30464	.2
HB2 Power Boring Bit	1	HB2	30472	.1
HW2 Power Wrench	2	HW2	30448	.3
5552 Quick Change Chuck	1	5552	30481	.4
15/16" to 1 1/4" (24 mm to 32 mm) Belt Thickness Range After Skive				
RIP REPAIR KIT COMPLETE		3L-RRK	30070	38.1
Includes items as listed below:				
3L Fasteners, 50 pcs.	1	3L	20053	34.9
2BH Bolt-Horn Assy Tool	1	2BH	30480	.1
113 Bolt Breakers (pair)	1	113	30479	2.0
HP3 Power Punch	1	HP3	30465	.2
HB3 Power Boring Bit	1	HB3	30473	.1
HW3 Power Wrench	2	HW3	30449	.4
5552 Quick Change Chuck	1	5552	30481	.4

 **Stock Items** (non-shaded) standard lead time is 3 working days.

 **Made To Order Items** (shaded) extended lead time, minimum order may apply.

Special Metals and **Special Length** Cards are available. Request quote for price and delivery.



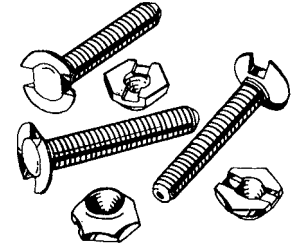
Flexco® Bolt Solid Plate Fasteners

Exclusive Piloted Bolt Design Simplifies Installation:

The new piloted bolt is currently being phased in to replace standard bolt designs.
To order the new piloted bolts as they become available, use standard bolt ordering numbers.

EXTRA BOLTS PER 100

FOR FASTENER NUMBER	ORDERING NUMBER / ITEM CODE	WT. LBS.	ORDERING NUMBER / ITEM CODE	WT. LBS.	ORDERING NUMBER / ITEM CODE	WT. LBS.
	STEEL		STAINLESS - 300 SERIES		EVERDUR	
1 140 & 190 RP1	20398	2.1	20400	2.3	20397	2.4
	20399	2.4				
	20398	2.1				
1-1/2, 2 & RP2 2-1/4 2-1/4 XL	20406	4.1	20407	4.0	20409	4.6
	20410	4.8	20411	4.9	20412	5.4
	20419	6.9				
2-1/2 & 3 2-1/2 & 3 XL	20414	7.2				
	20413	8.5				



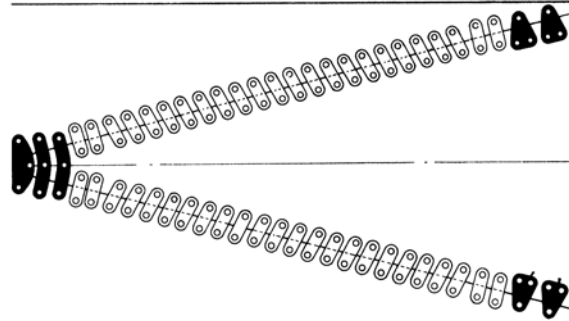
EXTRA NUTS PER 100

FOR FASTENER NUMBER	ORDERING NUMBER / ITEM CODE	WT. LBS.	ORDERING NUMBER / ITEM CODE	WT. LBS.	ORDERING NUMBER / ITEM CODE	WT. LBS.
	STEEL		STAINLESS - 300 SERIES		EVERDUR	
1, 140, 190 & RP1	20377	0.8	20381	0.7	20387	0.8
					20378	1.1
1-1/2, 2, 2-1/4, & RP2	20378	1.1	20382	1.1		
2-1/2 & 3	20379	2.2				

WEDLOK®

DESCRIPTION	ORDERING NUMBER	ITEM CODE	WT. LBS.
Splice Kit*	2W	20200	4.0
Everdur Splice Kit	2WE	20197	4.0
Stainless Splice Kit	2WS	20201	4.0
Leading End Kit	2WL	20202	3.0
Trailing End Kit	2WT	20203	2.9
Templet Set	T2W	20204	6.3
72" Side Templet	T2WS72	20205	7.6

*300 Series Stainless Top Plates, Balance Steel.




WEDLOK SPLICE KIT

Stock Items (non-shaded) standard lead time is 3 working days.

Made To Order Items (shaded) extended lead time, minimum order may apply.

Special Metals and Special Length Cards are available.
Request quote for price and delivery.



How Flexco® Rivet Solid Plate Fasteners Work

The Flexco® BR™ fastener offers longer service life in demanding, higher-tension applications and is an excellent replacement for vulcanized splicing in a wide range of industries.

Designed for high strength synthetic carcass belting, the fastener is installed with a staggered pattern of rivets to ensure maximum grip on the belt fibers. Working between these fibers without severing them, the strength of the belt is left intact. The specially-shaped head of each pilot nail

works with the installation tool's anvil plate to "self-set" the rivets.

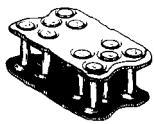
The same hammer blows that drive and set the rivets also tightly compress the fastener plates for the strongest possible splice. The broad width and heavy gauge of the plates give extended wear life. These plates compress uniformly and are specially coined so there are no high spots or edges to hang up.

Applications	Installation Method	What You Need for Installation
<ul style="list-style-type: none"> Sand Gravel Crushed Stone Grain Coal Cement Salt 	<p>Designed for fast, simple installation. All that is needed is a hammer and the portable MBRT tool. Belt ends and fastener strip are held in proper alignment. Upon proper alignment, the rivets can be hammer-driven and set from the top side of belt.</p>	<ul style="list-style-type: none"> Fasteners Rivets Flexco Installation Tool Hammer
How to Specify the Correct Flexco® Rivet Solid Plate Fastener	Fastener Metal Selection	Hinge Pin Selection
<ol style="list-style-type: none"> Determine Belt Tension (PIW). Measure your Belt Thickness after skive. Measure the Diameter of the Smallest Pulley in your Drive with Belt Wrap more than 90°. When using self-cleaning wing pulleys, subtract 20% of the overall diameter to calculate the minimum pulley diameter. Choose the fastener size that is appropriate for your specifications in the selection chart below. 	<p>Steel. For most applications, plated steel is recommended.</p> <p>MegAlloy®. For superior resistance to wear and abrasion.</p> <p>Stainless Steel. Stainless Steel provides extra resistance to abrasion, magnetic attraction and corrosion from acids and chemicals.</p> <p>Everdur®. Spark-free material compared to steel and fully non-magnetic.</p>	<p>No Hinge Pin Required.</p>

Flexco® Rivet Solid Plate Fastener Selection Chart

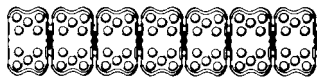
Fastener Size	Fastener Rating		Belt Thickness Range		Recommended Min. Pulley Diameter			
	For Belt Tension Rating Up To:	For Belt Strength Up To:	Measured After Skive		Operating Tension 75-100% of Fastener Rating		Operating Tension Under 75% of Fastener Rating	
	PIW	kN/m	in.	mm	in.	mm	in.	mm
BR6	400*	700*	3/16-21/32	5-16.5	14	350	12	300
BR10	650	1140	7/32-11/16	5.5-17.5	18	450	16	400
BR14	800	1400	13/32-15/16	10-24	36	920	34	860

*Contact Flexco Engineering for applications greater than 400 PIW (700 kN/m).



Flexco® BR™ Rivet Solid Plate Fasteners

FASTENERS



Order each component separately for a complete splice: Fasteners + Rivets

NOTE:

In most cases, fastener strip length is not equal to belt width. Order by belt width.

FLEXCO® BR6 FASTENERS

BELT WIDTH		ORDERING NUMBER	ITEM CODE	WT. LBS.
in.	mm	STEEL		
24	600	BR6-SE-24	40658	4.6
30	750	BR6-SE-30	40682	5.7
36	900	BR6-SE-36	40683	7.0
42	1050	BR6-SE-42	40684	8.0
STAINLESS				
24	600	BR6S-SE-24	40769	4.6
30	750	BR6S-SE-30	40787	5.7
36	900	BR6S-SE-36	40790	6.9
42	1050	BR6S-SE-42	40791	7.8
EVERDUR				
24	600	BR6E-SE-24	42152	5.3
30	750	BR6E-SE-30	42153	6.4
36	900	BR6E-SE-36	42154	7.7
42	1050	BR6E-SE-42	42155	8.7

Each box of BR6 fasteners contains 9-Plate fastener strips. Two splices per box.

FLEXCO® BR6 MEGALLOY®

ORDERING NUMBER	ITEM CODE	WT. LBS.
BR6MA-SE	41776	5.5

Each box of BR6 MegAlloy contains 45 fastener sets. Ten 9-Plate fastener strips for 60"/1500 mm of splicing.

FLEXCO® BR10 & BR14 FASTENERS

FASTENER METAL	ORDERING NUMBER	ITEM CODE	WT. LBS.
STEEL	BR-10-SE	40750	8.0
MEGALLOY®	BR-10MA-SE	40752	7.9
STAINLESS	BR-10S-SE	40751	8.1
EVERDUR	BR-10E-SE	40753	7.9
STEEL	BR-14	40755	12.9
MEGALLOY®	BR-14MA	40756	13.1

Each box contains 35 fastener sets. Ten 7-Plate fastener strips.

ADDITIONAL FASTENER PARTS

DESCRIPTION	PKG. QTY.	ORDERING NUMBER	ITEM CODE	WT. LBS.
Hold Down Clips for BR10	23	BR101	40786	.5
Hold Down Clips for BR14	23	BR141	40788	.4
Black Plastic Retainers	49	BR103	40789	.1

Stock Items (non-shaded) standard lead time is 3 working days.

Made To Order Items (shaded) extended lead time, minimum order may apply.

Special Metals and **Special Length** Cards are available. Request quote for price and delivery.

Fasteners and Rivets Required for one BR6 Joint

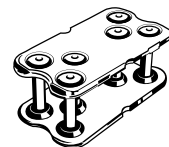
BELT WIDTH		FASTENER SETS REQUIRED	RIVETS REQUIRED
in.	mm		
24	600	18	108
30	750	22	132
36	900	27	162
42	1050	31	186
48	1200	36	216
60	1500	44	264
72	1800	54	324
84	2130	62	372
96	2430	72	432

Flexco® Rivet Solid Plate Fasteners And Rivets Required For one BR10 or BR14 Joint and Various Belt Widths

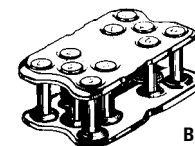
BELT WIDTH	SETS OF BR-10 OR BR-14 FASTENERS REQUIRED		RIVETS NEEDED FOR COMPLETE SPLICE	
	in.	mm	BR-10	BR-14
18	450	10	100	140
24	600	14	140	196
26	650	15	150	210
28	700	16	160	224
30	750	17	170	238
36	900	21	210	294
	1000	23	230	322
42	1050	24	240	336
	1200	27	270	378
48		28	280	392
54	1350	31	310	434
60		35	350	490
72	1800	41	410	574
		42	420	588
	2100	48	480	672

RIVET SELECTION CHART

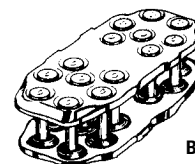
FASTENER SIZE	BELT THICKNESS RANGE		RIVET SIZE
	in.	mm	
BR6	3/16 - 9/32	5-7	AA
	1/4 - 11/32	6.5-9	A
	5/16 - 13/32	8-10.5	B
	3/8 - 15/32	9.5-12	C
	7/16 - 17/32	11-13.5	C/D
	1/2 - 19/32	13-15	D
BR10	9/16 - 21/32	14-16.5	E
	7/32-5/16	5.5-8	SRA
	9/32-3/8	7-9.5	SRB
	11/32-7/16	9-11	SRC
	13/32-1/2	10-13	SRD
	15/32-9/16	12-14	SRD
BR14	17/32-5/8	13.5-16	SRE
	19/32-11/16	15-17.5	SRE
	13/32-1/2	10-13	SRD
	15/32-9/16	12-14	SRE
	17/32-5/8	13.5-16	SRE
	19/32-11/16	15-17.5	SRG
	21/32-3/4	16.5-19	SRH
	23/32-13/16	18-20.5	SRI
	25/32-7/8	20-22	SRJ
27/32-15/16	21.5-24	SRK	



BR6



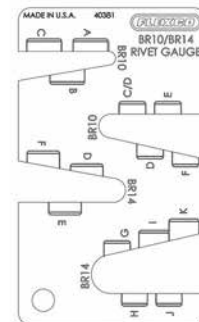
BR10



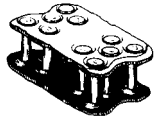
BR14

RIVET SELECTION GAUGE

ORDERING NUMBER	ITEM CODE	WT. LBS.
BR6	41829	0.1
BR10-BR14	40381	0.1



Flexco® BR™ Rivet Solid Plate Fasteners



RIVETS



Self-setting, pre-assembled with pilot nails

STEEL

ORDERING NUMBER	ITEM CODE	BOX QTY.	WT. LBS.
BOX (100 Rivets)			
SRAA-100	40509	100	.8
SRA-100	40539	100	.9
SRB-100	40540	100	1.0
SRC-100	40541	100	1.1
BOX (250 Rivets)			
SRAA	40508	250	2.2
SRA	40527	250	2.3
SRB	40528	250	2.5
SRC	40529	250	2.6
SRC/D	40538	250	2.8
SRD	40530	250	2.9
SRE	40531	250	3.1
SRF	40532	250	3.1
SRG	40533	250	3.2
SRH	40534	250	3.4
SRI	40535	250	3.5
SRJ	40536	250	3.6
SRK	40537	250	3.7
BUCKET (2000 Rivets)			
SRAA-2M	40424	2000	16.1
SRA-2M	41190	2000	16.6
SRB-2M	41191	2000	18.1
SRC-2M	41192	2000	20.2
SRC/D-2M	41193	2000	21.2
SRD-2M	41194	2000	21.9
SRE-2M	41195	2000	23.1
SRF-2M	41196	2000	24.4
SRG-2M	41197	2000	24.9
SRH-2M	41198	2000	25.1
SRI-2M	41199	2000	25.9

STAINLESS (TYPE 430)

ORDERING NUMBER	ITEM CODE	BOX QTY.	WT. LBS.
BOX (250 Rivets)			
SRAA-S	40468	250	2.1
SRA-S	40542	250	2.3
SRB-S	40543	250	2.5
SRC-S	40544	250	2.6
SRC/D-S	40548	250	2.8
SRD-S	40545	250	2.9
SRE-S	40546	250	3.1
SRF-S	40547	250	3.1
SRG-S	40523	250	3.2
SRH-S	40522	250	3.4
SRI-S	40506	250	16.7
SRJ-S	40507	250	18.4
SRK-S	40520	250	19.9
SRL-S	40519	250	4.2
BUCKET (2000 Rivets)			
SRAA-S-2M	40762	2000	16.6
SRA-S-2M	41200	2000	17.1
SRB-S-2M	41201	2000	18.9
SRC-S-2M	41202	2000	20.6
SRC/D-S-2M	41203	2000	21.3
SRD-S-2M	41204	2000	21.9
SRE-S-2M	41205	2000	22.9
SRF-S-2M	41206	2000	23.5
SRG-S-2M	41207	2000	24.7
SRH-S-2M	41208	2000	25.1
SRI-S-2M	41181	2000	26.3
SRJ-S-2M	41183	2000	27.5
SRK-S-2M	41185	2000	28.7
SRL-S-2M	41781	2000	29.9

RAPID LOADER™ RIVET STRIPS

Self-setting, pre-assembled with pilot nails

FOR FLEXCO® BR6

32 Strips / 768 Rivets per Bucket

DESCRIPTION		ORDERING NUMBER	ITEM CODE	WT. LBS.
Size	Color Code			
STEEL				
AA	Gray	CBR6AA	40094	10.0
A	Red	CBR6A	41785	10.5
B	White	CBR6B	41786	11.0
C	Blue	CBR6C	41788	11.0
C/D	Orange	CBR6C/D	41792	11.5
D	Green	CBR6D	41793	12.0
E	Purple	CBR6E	41794	12.0
F	Yellow			
STAINLESS (TYPE 430)				
AA	Gray	CBR6AA-S	40096	10.0
A	Red	CBR6A-S	41795	10.0
B	White	CBR6B-S	41796	10.5
C	Blue	CBR6C-S	41797	11.0
C/D	Orange	CBR6C/D-S	41798	11.5
D	Green	CBR6D-S	41799	12.0
E	Purple	CBR6E-S	41800	12.0
F	Yellow			
EVERDUR				
AA	Gray	CBR6AA-E	40563	10.0
A	Red	CBR6A-E	40564	10.5
B	White	CBR6B-E	40565	11.0
C	Blue	CBR6C-E	40031	11.5

FOR FLEXCO® BR10

60 Strips / 1200 Rivets per Bucket

ORDERING NUMBER	ITEM CODE	WT. LBS.
CSRLA	40857	13.00
CSRLB	40858	13.92
CSRLC	40859	14.84
CSRLC/D	40860	15.56
CSRLD	40861	16.06
CSRLE	40862	16.62
CSRLF	40863	17.34
CSRLA-S	40978	12.90
CSRLB-S	40979	13.80
CSRLC-S	40980	14.92
CSRLC/D-S	40981	15.31
CSRLD-S	40982	15.92
CSRLE-S	40983	16.48
CSRLF-S	40984	16.94

RAPID LOADER™ RIVET STRIPS

WITH WASHERS

For use with the Flexco® Pneumatic Single Rivet Driver

FOR FLEXCO® BR6

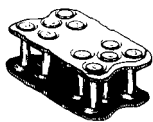
32 Strips/768 Rivets per Bucket

DESCRIPTION		ORDERING NUMBER	ITEM CODE	WT. LBS.
Size	Color Code			
STEEL				
AA	Gray	CBR6AA-W	40095	10.0
A	Red	CBR6A-W	42065	10.5
B	White	CBR6B-W	42066	11.0
C	Blue	CBR6C-W	42067	11.0
C/D	Orange	CBR6C/D-W	42068	11.5
D	Green	CBR6D-W	42069	12.0
E	Purple	CBR6E-W	42070	12.0
F	Yellow			
G	Black			
STAINLESS (TYPE 430)				
AA	Gray	CBR6AA-S-W	40097	10.0
A	Red	CBR6A-S-W	42071	10.0
B	White	CBR6B-S-W	42072	10.5
C	Blue	CBR6C-S-W	42073	11.0
C/D	Orange	CBR6C/D-S-W	42074	11.5
D	Green	CBR6D-S-W	42075	12.0
E	Purple	CBR6E-S-W	42076	12.0
F	Yellow			
G	Black			
EVERDUR				
AA	Gray	CBR6AA-E-W	40566	10.0
A	Red	CBR6A-E-W	40567	10.5
B	White	CBR6B-E-W	40568	11.0
C	Blue	CBR6C-E-W	40080	11.5

FOR FLEXCO® BR10

60 Strips/1200 Rivets per Bucket

ORDERING NUMBER	ITEM CODE	WT. LBS.
CSRLA-W	40891	13.00
CSRLB-W	40892	13.92
CSRLC-W	40893	14.84
CSRLC/D-W	40895	15.56
CSRLD-W	40897	16.06
CSRLE-W	40898	16.62
CSRLF-W	40899	17.34
CSRLG-W	40901	17.90
CSRLA-S-W	40955	12.90
CSRLB-S-W	40956	13.80
CSRLC-S-W	40957	14.92
CSRLC/D-S-W	40958	15.31
CSRLD-S-W	40959	15.92
CSRLE-S-W	40961	16.48
CSRLF-S-W	40969	16.94
CSRLG-S-W	40971	17.52



Flexco® BR™ Rivet Solid Plate Fasteners

INSTALLATION TOOLS

Multiple Rivet Applicator Tool

For Power Installation of Flexco® BR™ Fasteners, see page 94.



MBRTA APPLICATOR TOOL Complete (For BR10 and BR14)

Includes two SR759 Multiple Drive Rods, BR500D Multiple Guide Blocks, one SR-50 Driver Tool, one BR151 Bridge Removal Tool, one Nut Driver, two 4 lb. Hammers, Lubricant and Metal Tool Box.

TOOL WIDTH		ORDERING NUMBER	ITEM CODE	WT. LBS.	MULTIPLE GUIDE BLOCKS INCLUDED
in.	mm				
30	750	MBRTA-30	40927	111.3	4
36	900	MBRTA-36	40928	115.5	5
42	1050	MBRTA-42	40920	125.0	6
48	1200	MBRTA-48	40921	166.6	7
60	1500	MBRTA-60	40922	178.6	9
72	1800	MBRTA-72	40923	192.3	10
84	2130	MBRTA-84	40924	227.8	12
96	2430	MBRTA-96	40925	263.2	14

ALUMINUM MBRT6 APPLICATOR Complete (For BR6 only)

Includes one BR359 three prong multiple drive rod, two BR300 multiple guide blocks, one BR151 bridge removal tool, one 4 lb. hammer, and lubricant.

BELT WIDTH		ORDERING NUMBER	ITEM CODE	WT. LBS.	MULTIPLE GUIDE BLOCKS REQUIRED TO SPAN TOOL WIDTH
in.	mm				
30	750	MBRT6-30-AL	41089	75.0	5
36	900	MBRT6-36-AL	41097	85.0	7
42	1050	MBRT6-42-AL	41098	92.0	8
48	1200	MBRT6-48-AL	41099	106.0	9
60	1500	MBRT6-60-AL	41107	120.0	11
72	1800	MBRT6-72-AL	41123	136.0	13
84	2130	MBRT6-84-AL	41124	156.0	15
96	2430	MBRT6-96-AL	41126	173.0	18

ALUMINUM MBRT10 APPLICATOR Complete (For BR10 only)

Includes one SR759 five prong multiple drive rod, two BR500D multiple guide blocks, one BR151 bridge removal tool, one 4 lb. hammer, and lubricant.

BELT WIDTH		ORDERING NUMBER	ITEM CODE	WT. LBS.
in.	mm			
30	750	MBRT10-30-AL	41138	79.0
36	900	MBRT10-36-AL	41139	89.0
42	1050	MBRT10-42-AL	41148	97.0
48	1200	MBRT10-48-AL	41149	105.0
60	1500	MBRT10-60-AL	41152	124.0
72	1800	MBRT10-72-AL	41153	141.0
84	2130	MBRT10-84-AL	41168	161.0
96	2430	MBRT10-96-AL	41179	177.0

MBRT TOOL COMPONENTS

DESCRIPTION	ORDERING NUMBER	ITEM CODE	WT. LBS.
Multiple Guide Block-Blue, BR6	BR300	40882	3.8
Multiple Drive Rod-3 Prong	BR359	41187	1.0
Multiple Guide Block-Yellow, BR10, BR14	BR500D	41016	3.0
Multiple Drive Rod-5 Prong	SR759	41055	.9
BR6 Steel Guide Block*	35RD-BR6GB-4	43063	11.0
BR10 Steel Guide Block*	35RD-BR10GB-4	43064	14.2
Nut Driver	41008	41008	.5
Driver Tool Complete	SR-50	40510	.8
Bridge Removal Tool	BR151	40760	.5
Silicone Lubricant (Aerosol)	SL5-1	30932	1.4
Silicone Lubricant (Pump Spray)	SLP5-1	30931	1.4
Four lb. Hammer	4FH	30435	5.3

* For use with the Flexco® Pneumatic Single Rivet Driver.

ACCESSORY TOOLS

DESCRIPTION	ORDERING NUMBER	ITEM CODE	WT. LBS.
Repair Tool Kit Complete	BRR-1014	40794	3.8
Center Block w/Screws	BRR-11	40796	.6
Center Punch	BRR-DP	40793	.1
Flexco Belt Groover	FBG1	31978	1.8
Extra Blades	HSP3	31980	.1

METAL TOOL BOX FOR SR™ and BR™ APPLICATOR TOOLS

DESCRIPTION	ORDERING NUMBER/ITEM CODE	WT. LBS.
36" Tool Box	40988	41.2
42" or 48" Tool Box	40990	48.2
60" Tool Box	40991	73.0

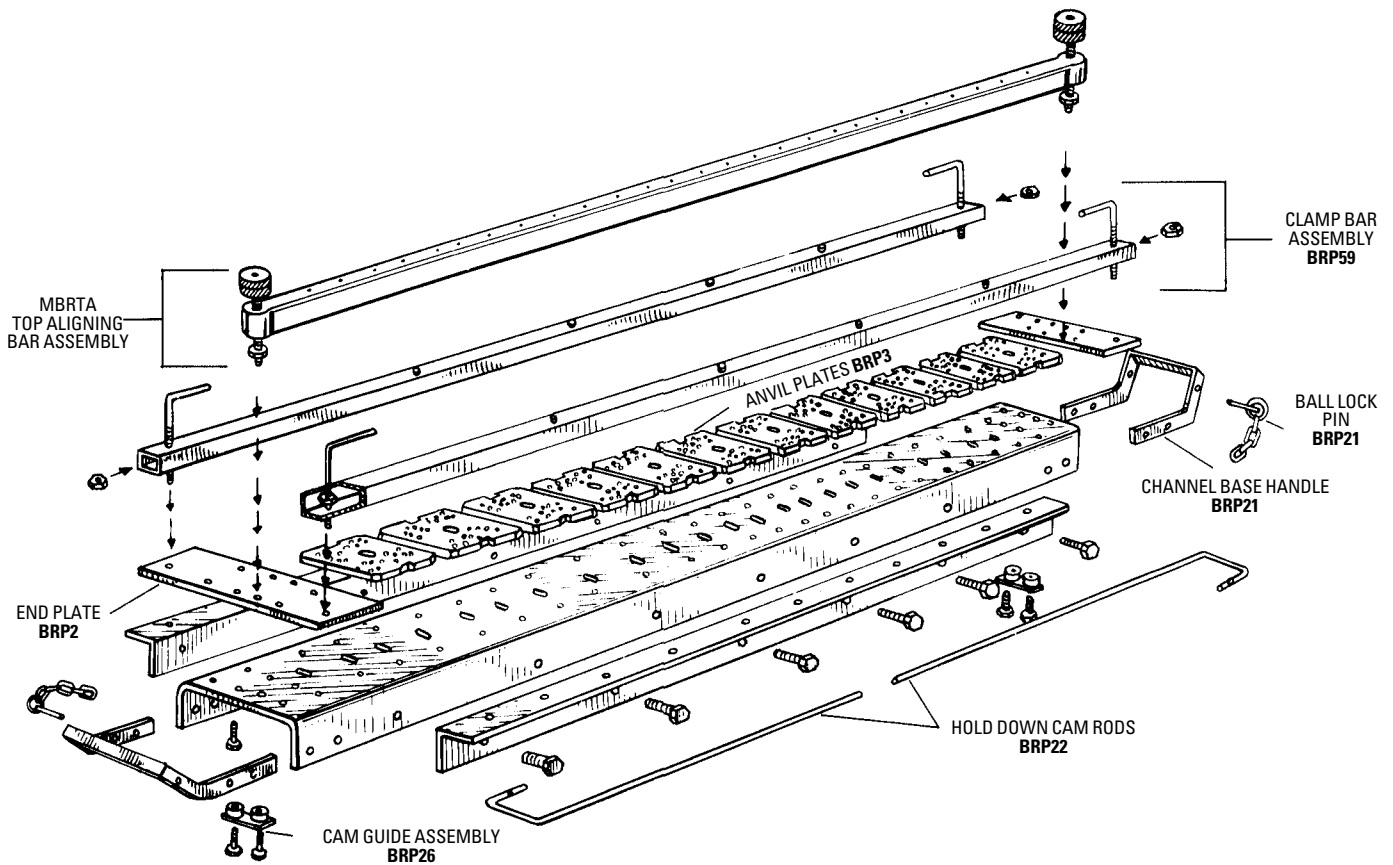
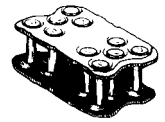
BELT CUTTERS/SKIVER

Please refer to pages 106,108.

Aluminum Content

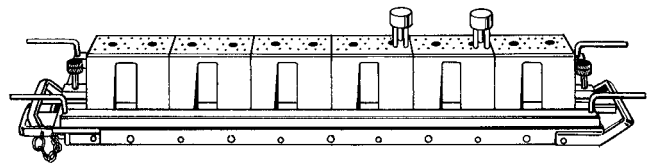
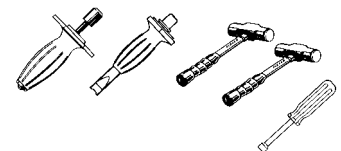
ALUMINUM ALLOY TYPE	PERCENT	
	Mg - Magnesium	Ti - Titanium
5356	5.5	0.2
6005	0.6	0.1
6061	1.0	0.0
7075	2.5	0.0

Flexco® BR™ Rivet Solid Plate Fasteners



MBRTA APPLICATOR TOOL REPLACEMENT PARTS

DESCRIPTION	TOOL WIDTH		ORDERING NUMBER	ITEM CODE	WT. LBS.
	in.	mm			
Clamp Bar Assembly	30"	750	BRP59-30	40800	5.1
	36"	900	BRP59-36	40801	5.7
	42"	1050	BRP59-42	40802	6.3
	48"	1200	BRP59-48	40803	7.0
	60"	1500	BRP59-60	40804	7.9
MBRTA Top Aligning Bar Assembly (Includes two end plates and fasteners)	30"	750	BR-530	41020	4.7
	36"	900	BR-536	41021	5.0
	42"	1050	BR-542	41022	5.3
	48"	1200	BR-548	41023	6.0
	60"	1500	BR-560	41024	7.4
Channel Base Assembly (Includes Channel Base, Anvil plates, End plates, and Gauge Rod Guides)	42"	1050	BRP100-42	40915	51.0
	48"	1200	BRP100-48	40916	58.0
	60"	1500	BRP100-60	40918	72.5
	72"	1800	BRP100-72	40919	87.0
Anvil Plate Assembly (includes screws)			BRP3	40907	.9
Anvil Plate Screws			BRPS	40908	.5
Channel Base Handle			BRP21	40930	.6
Ball Lock Pin w/Chain			BRP31	40960	.1
Hold Down Cam Rods (Includes Two)	30"	750	BRP22-30	40962	.6
	36"	900	BRP22-36	40963	.6
	42"	1050	BRP22-42	40964	.6
	48"	1200	BRP22-48	40965	.6
	60"	1500	BRP22-60	40966	.9
Cam Guide Assembly			BRP26	40970	.1
End Plate Assembly			BRP2	40975	1.9

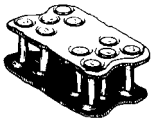


MBRTA TOOL WITH MULTIPLE RIVET DRIVER

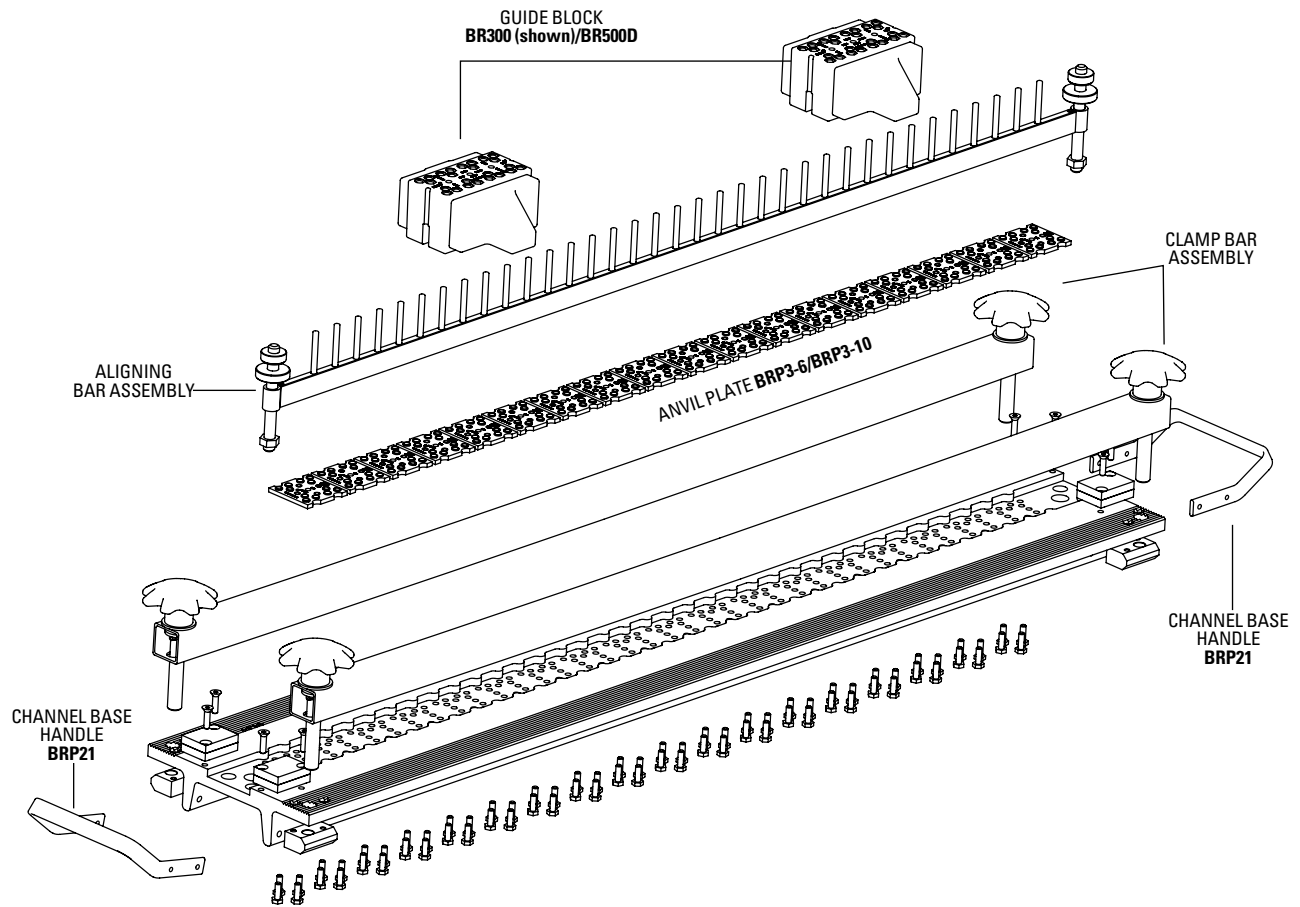
Stock Items (non-shaded) standard lead time is 3 working days.

Made To Order Items (shaded) extended lead time, minimum order may apply.

Special Metals and Special Length Cards are available. Request quote for price and delivery.



Flexco® BR™ Rivet Solid Plate Fasteners



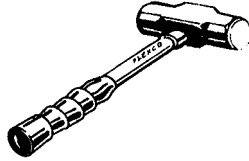
ALUMINUM MBRT6/MBRT10 APPLICATOR TOOL – REPLACEMENT PARTS

DESCRIPTION	TOOL WIDTH		BR6/BR10					
	in.	mm	ORDERING NUMBER	ITEM CODE	WT. LBS.			
BR6 & BR10 Clamp Bar Assembly	30"	750	BRP6-10AL30CB	41915	7.7			
	36"	900	BRP6-10AL36CB	41916	8.3			
	42"	1050	BRP6-10AL42CB	41917	9.0			
	48"	1200	BRP6-10AL48CB	41918	9.7			
	60"	1500	BRP6-10AL60CB	41919	10.4			
	72"	1800	BRP6-10AL72CB	41920	11.0			
	84"	2130	BRP6-10AL84CB	41921	11.6			
	96"	2430	BRP6-10AL96CB	41922	12.0			
Aligning Bar Assembly			BR6					
	30"	750	BRP6AL-30AB	41906	4.7			
	36"	900	BRP6AL-36AB	41907	5.0			
	42"	1050	BRP6AL-42AB	41908	5.3			
	48"	1200	BRP6AL-48AB	41909	5.6			
	60"	1500	BRP6AL-60AB	41910	6.2			
	72"	1800	BRP6AL-72AB	41911	6.6			
	84"	2130	BRP6AL-84AB	41912	7.0			
	96"	2430	BRP6AL-96AB	41913	7.4			
			BR10					
			BRP10AL-30AB	41924	4.7			
			BRP10AL-36AB	41925	5.0			
			BRP10AL-42AB	41926	5.3			
			BRP10AL-48AB	41927	5.6			
		BRP10AL-60AB	41928	6.2				
		BRP10AL-72AB	41929	6.6				
		BRP10AL-84AB	41930	7.0				
		BRP10AL-96AB	41931	7.4				

Heavy-Duty Belt Maintenance Tools

HAMMERS

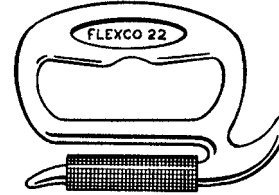
ORDERING NUMBER	ITEM CODE	WT. LBS.
4FH	30435	5.3
6FH	30375	7.3



FLEXCO® BELT GRIPS

GRIPS BELTS UP TO 5/8" (16 mm) SOLD BY THE PAIR

ORDERING NUMBER	ITEM CODE	WT. LBS.
22	30882	2.5



FLEXCO® SILICONE LUBRICANT

ORDERING NUMBER	ITEM CODE	PKG. QTY.	WT. LBS.
SL5-1 (aerosol)	30932	1	1.4
SLP5-1 (pump)	30931	1	1.4



SILVER INK BELT MARKING PEN

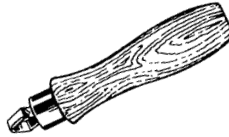
Sold Individually

DESCRIPTION/ ORDERING NO.	ITEM CODE	WT. LBS.
M-4	01350	0.1



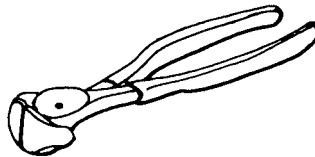
FLEXCO® BELT IDENTIFICATION TOOL

ORDERING NUMBER	ITEM CODE	WT. LBS.
BT-1	31075	.06



BELT NIPPER

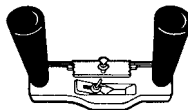
ORDERING NUMBER	ITEM CODE	WT. LBS.
BN-1	50003	.8





FLEXCO® BELT GROOVER

(7/16" WIDE GROOVE PATH)

ORDERING NUMBER	ITEM CODE	WT. LBS.
FBG1	31978	1.8
EXTRA BLADES		
HSP3	31980	0.1

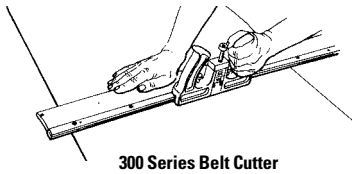


 **Stock Items** (non-shaded) carried in factory inventory.

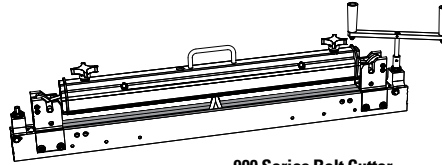
 **Made To Order Items** (shaded) allow one week for production. In most cases, the next standard stock item can be adapted to meet your requirements.

Non-Listed Items are available. Request quote for price and delivery.

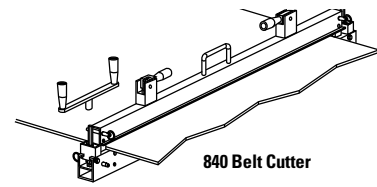
Heavy-Duty Belt Maintenance Tools



300 Series Belt Cutter



900 Series Belt Cutter



840 Belt Cutter

300 SERIES STRAIGHT CUTTER

DESCRIPTION	BELT WIDTH		ORDERING NUMBER	ITEM CODE	WT. LBS.
	in.	mm			
Cutter Complete	12"	300	300312	30900	14.2
	18"	450	300318	30901	15.6
	24"	600	300324	30902	17.4
	30"	750	300330	30903	19.1
	36"	900	300336	30904	20.0
	42"	1050	300342	30905	26.1
	48"	1200	300348	30906	27.9
Cutter Base Only	60"	1500	300360	30907	32.8
	30"	750	330	30937	10.8
	36"	900	336	30938	12.3
	42"	1050	342	30939	14.0
"E" Base Only	48"	1200	348	30940	15.6
	60"	1500	360	30941	18.9
			324E	30961	9.0
			330E	30962	10.8
			336E	30963	12.4
		348E	30964	15.8	
		360E	30965	18.9	
Connecting Bar			30027	30910	4.6
Cutter Head Only			300	30908	2.4
Cutter Blade			30023	30909	.2
for belts up to 1 1/8" thick					
Cutter Blade - Long			30023L	30913	.2
for belts up to 1 9/16" thick					
Extra Nails (90/Package)			8D	30437	1.0

For Curved Belt Cutter, See Page 80 Bolt Hinged Fastener Section.

900 SERIES BELT CUTTER

DESCRIPTION	BELT WIDTH		ORDERING NUMBER	ITEM CODE	WT. LBS.
	in.	mm			
Cutter complete for belts up to 1.5" (38 mm)	24"	600	900924	04200	32.0
	36"	900	900936	04143	39.0
	48"	1200	900948	04144	45.0
	60"	1500	900960	04145	53.0
	72"	1800	900972	04146	61.0
	84"	2130	900984	04147	69.0
Replacement Blade Kit			900CBK	04149	0.2
Drive Handle Assembly				04140	2.0

840 SERIES ALUMINUM BELT CUTTER

DESCRIPTION	BELT WIDTH		ORDERING NUMBER	ITEM CODE	WT. LBS.
	in.	mm			
Cutter complete for belts up to 3/8" - 1" thick	36"	900	840836	32267	25.0
	48"	1200	840848	32268	31.0
	60"	1500	840860	32269	37.0
	72"	1800	840872	32270	42.0
	84"	2130	840884	32271	48.0
Drive Handle Assembly			820/840WA	32272	2.0
Extra Blade (with screw)			820/840-1CB	32273	0.5
Extra Long Blade 1.25"			820/840-1XLCB	32294	0.5
Optional Squaring Device			840SD	32274	2.0

Aluminum Content-900 Series

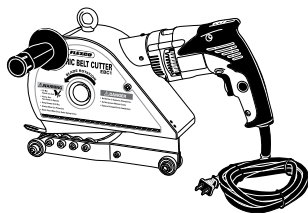
ALUMINUM ALLOY TYPE	PERCENT	
	Mg Magnesium	Ti Titanium
6005	0.6	0.1
6061	1.0	0.0
7075	2.5	0.0

Aluminum Content-840 Series

ALUMINUM ALLOY TYPE	PERCENT	
	Mg Magnesium	Ti Titanium
6061	1.00%	0%

ELECTRIC BELT CUTTER

DESCRIPTION	ORDERING NUMBER	ITEM CODE	WT. LBS.
Electric Cutter Complete	EBC1	30001	30.0
Electric Cutter Complete	EBC2	30002	40.0
Cordless Electric Cutter Complete	CEBC1	30018	30.0
Cordless Electric Cutter Complete	CEBC2	30019	40.0
Electric Cutter Complete 220V	EBC1-220	30011	30.0
Electric Cutter Complete 220V	EBC2-220	30012	40.0
Cordless Electric Cutter Complete 220V	CEBC1-220	30021	30.0
Cordless Electric Cutter Complete 220V	CEBC2-220	30022	40.0



Electric Belt Cutter with cord

Cutting Capacity-Electric Belt Cutter

BELT TYPE	EBC1/CEBC1		EBC2/CEBC2	
	IMPERIAL	METRIC	IMPERIAL	METRIC
Rubber	Up to 1"	Up to 25 mm	Up to 2"	Up to 50 mm
PVC	Up to 360 PIW	Up to 630 kN/m	Up to 1140 PIW	Up to 2000 kN/m

ELECTRIC BELT CUTTER

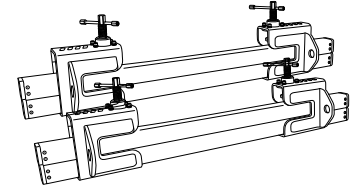
DESCRIPTION	ORDERING NUMBER	ITEM CODE	WT. LBS.
Spare Parts List			
Replacement blade for EBC1/CEBC1	EBC1-B	30003	2.0
Replacement blade for EBC2/CEBC2	EBC2-B	30004	2.8
Replacement electric hammer drill for EBC1	EBC1-DR	30005	7.5
Replacement electric hammer drill for EBC2	EBC2-DR	30006	12.1
Replacement electric hammer drill for EBC1-220	EBC1-220-DR	30013	7.5
Replacement electric hammer drill for EBC2-220	EBC2-220-DR	30014	12.1
Replacement cordless hammer drill for CEBC1	CEBC1-DRNS4A	37043	12.8
Replacement cordless drill for CEBC2	CEBC2-DR18V	30040	12.3
Replacement battery 4Ah	EBC1/CEBC2-BAT4A	37076	1.5
Replacement battery 5Ah	EBC1/CEBC2-BAT5A	37447	1.5
Replacement coupling for EBC1	EBC1CLPG	30016	0.2
Replacement coupling for EBC2	EBC2CLPG	30017	0.2
Replacement coupling for CEBC1	CEBC1CPLG	30031	0.2
Replacement coupling for CEBC2	CEBC2CPLG	30032	0.2
Replacement eye bolt for EBC1 & EBC2	EBC-EB	30007	0.9
Replacement handle for EBC1 & EBC2	EBC-H	30008	0.4
Replacement bearing kit for EBC1 & EBC2	EBC/CEBC-BK	30024	1.1
Retrofit rail kit for EBC1/CEBC1	EBC1-RK	30033	1.3
Retrofit rail kit for EBC2/CEBC2	EBC2-RK	30034	1.6

Heavy-Duty Belt Maintenance Tools

TUG™ HD® BELT CLAMPS

Complete Set

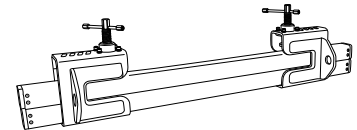
DESCRIPTION	BELT WIDTH		6 TON			8 TON		
	in.	mm	ORDERING NUMBER	ITEM CODE	WT. LBS.	ORDERING NUMBER	ITEM CODE	WT. LBS.
A TUG™ HD® Belt Clamp set includes four aluminum clamp bars and four steel clamp ends.	Up to 36	Up to 900	TUG6-36-AL	31700	134.0	TUG8-36-AL	31706	178.0
	Up to 42	Up to 1050	TUG6-42-AL	31701	141.0	TUG8-42-AL	31707	189.0
	Up to 48	Up to 1200	TUG6-48-AL	31702	148.0	TUG8-48-AL	31708	200.0
	Up to 54	Up to 1400	TUG6-54-AL	31703	155.0	TUG8-54-AL	31709	211.0
	Up to 60	Up to 1600	TUG6-60-AL	31704	162.0	TUG8-60-AL	31710	222.0
	Up to 72	Up to 1800	TUG6-72-AL	31705	176.0	TUG8-72-AL	31711	244.0
	Up to 84	Up to 2200	N/A			TUG8-84-AL	31712	266.0
	Up to 96	Up to 2400	N/A			TUG8-96-AL	31713	288.0



TUG™ HD® BELT CLAMPS

Pair of Clamps

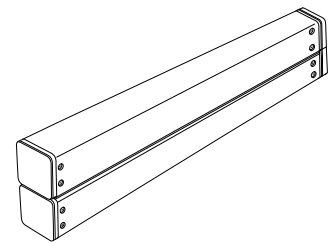
DESCRIPTION	BELT WIDTH		6 TON			8 TON		
	in.	mm	ORDERING NUMBER	ITEM CODE	WT. LBS.	ORDERING NUMBER	ITEM CODE	WT. LBS.
A pair of TUG™ HD® Belt Clamp includes two aluminum clamp bars and two steel clamp ends.	Up to 36	Up to 900	TUG6P-36-AL	31714	67.0	TUG8P-36-AL	31720	89.0
	Up to 42	Up to 1050	TUG6P-42-AL	31715	71.0	TUG8P-42-AL	31721	95.0
	Up to 48	Up to 1200	TUG6P-48-AL	31716	74.0	TUG8P-48-AL	31722	100.0
	Up to 54	Up to 1400	TUG6P-54-AL	31717	78.0	TUG8P-54-AL	31723	106.0
	Up to 60	Up to 1600	TUG6P-60-AL	31718	81.0	TUG8P-60-AL	31724	111.0
	Up to 72	Up to 1800	TUG6P-72-AL	31719	88.0	TUG8P-72-AL	31725	122.0
	Up to 84	Up to 2200	N/A			TUG8P-84-AL	31726	133.0
	Up to 96	Up to 2400	N/A			TUG8P-96-AL	31727	144.0



TUG™ HD® BELT CLAMPS

Pair of Replacement Bars

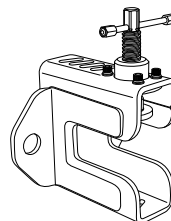
DESCRIPTION	BELT WIDTH		6 TON			8 TON		
	in.	mm	ORDERING NUMBER	ITEM CODE	WT. LBS.	ORDERING NUMBER	ITEM CODE	WT. LBS.
A pair of TUG™ HD® Belt Clamps replacement bars includes two aluminum clamp bars.	12	300	TUG6B-12-AL	31728	7.0	TUG8B-12-AL	31735	11.0
	Up to 36	Up to 900	TUG6B-36-AL	31729	21.0	TUG8B-36-AL	31736	33.0
	Up to 42	Up to 1050	TUG6B-42-AL	31730	25.0	TUG8B-42-AL	31737	39.0
	Up to 48	Up to 1200	TUG6B-48-AL	31731	28.0	TUG8B-48-AL	31738	44.0
	Up to 54	Up to 1400	TUG6B-54-AL	31732	32.0	TUG8B-54-AL	31739	50.0
	Up to 60	Up to 1600	TUG6B-60-AL	31733	35.0	TUG8B-60-AL	31740	55.0
	Up to 72	Up to 1800	TUG6B-72-AL	31734	42.0	TUG8B-72-AL	31741	66.0
	Up to 84	Up to 2200	N/A			TUG8B-84-AL	31742	77.0
	Up to 96	Up to 2400	N/A			TUG8B-96-AL	31743	88.0



TUG™ HD® BELT CLAMPS

Replacement Clamp End

DESCRIPTION	ORDERING NUMBER	ITEM CODE	WT. LBS.
A TUG™ HD® Replacement Clamp End includes one steel clamp end.	TUG6E	31744	23.0
	TUG8E	31747	28.0





Aluminum Content-TUG Clamps

ALUMINUM ALLOY TYPE	PERCENT	
	Mg Magnesium	Ti Titanium
6061	1.00%	0%

TUG™ HD® BELT CLAMPS

Replacement Parts

DESCRIPTION	ORDERING NUMBER	ITEM CODE	WT. LBS.
Tug Clamp Turn Handle	TUGH	31792	0.5
Tug 6 Clamp Screw	TUG6S	31793	3.0
Tug 8 Clamp Screw	TUG8S	31794	3.4
Tug 6 End Cap	TUG6C	31798	0.8
Tug 8 End Cap	TUG8C	31799	1.0

-  **Stock Items** (non-shaded) standard lead time is 3 working days.
-  **Made To Order Items** (shaded) extended lead time, minimum order may apply.

Special Metals and **Special Length** Cards are available. Request quote for price and delivery.

Heavy-Duty Belt Maintenance Tools

FAR-PUL™ HD® BELT CLAMPS

Load Capacity up to 3 tons (2.7 metric tons) when used with two 1-1/2 ton (1.4 metric ton) come-a-longs.

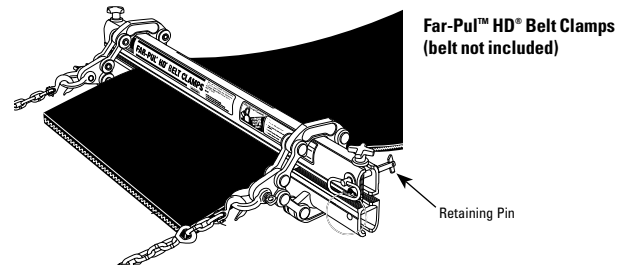
DESCRIPTION	BELT WIDTH		ORDERING NUMBER	ITEM CODE	WT. LBS.
	in.	mm			
Belt Clamp Complete includes:	Up to 30"	Up to 750	LSHD30	30393	93.0
	Up to 36"	Up to 900	LSHD36	30394	99.0
	Up to 42"	Up to 1050	LSHD42	30395	106.0
	Up to 48"	Up to 1200	LSHD48	30396	112.0
	Up to 54"	Up to 1350	LSHD54	30397	119.0
4 Belt Clamp Bars and 4 Belt Clamp Scissors	Up to 60"	Up to 1500	LSHD60	30398	127.0
	Up to 72"	Up to 1800	LSHD72	30399	139.0
	Up to 30"	Up to 750	LSHDB30-2	30418	25.0
36" Belt Clamp Bar Set*	Up to 36"	Up to 900	LSHDB36-2	30414	28.0
42" Belt Clamp Bar Set*	Up to 42"	Up to 1050	LSHDB42-2	30421	32.0
48" Belt Clamp Bar Set*	Up to 48"	Up to 1200	LSHDB48-2	30423	35.0
54" Belt Clamp Bar Set*	Up to 54"	Up to 1350	LSHDB54-2	30424	38.0
60" Belt Clamp Bar Set*	Up to 60"	Up to 1500	LSHDB60-2	30430	42.0
72" Belt Clamp Bar Set*	Up to 72"	Up to 1800	LSHDB72-2	30408	48.0
Steel Belt Clamp Scissor - Each			LSHDS	30392	10.5
Belt Locator Pin - includes Washer and Locking Nut			LSHDLP	30400	.15
Retaining Pin Kit			LSHD-RPK	30390	2.0
Clamp Bar Screw			LSHDCBS	30373	1.0
Clamp Bar Pivot Pin (Pair) - includes 2 roll pins			LSHDPP	30052	1.0

*Includes 2 Bars Per Set

Bar length = belt width + 10 inches

Aluminum Content-Far-Pul™ HD®

ALUMINUM ALLOY TYPE	PERCENT	
	Mg - Magnesium	Ti - Titanium
6061	1.00%	0%



FLEXCO® FSK™ BELT SKIVER

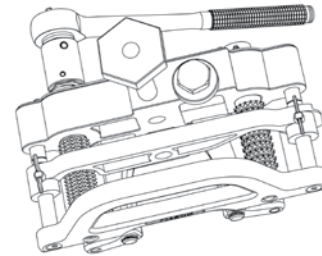
Width of Skive 2½" (64 mm)

DESCRIPTION	ORDERING NUMBER	ITEM CODE	WT. LBS.
Skiver Complete with Metal Fence*	FSK2M	32068	21.8
Skiver XL Complete with Metal Fence*	FSK2MXL	32070	23.6
Power Skiver Complete*	FSK2MP	30367	22.0
Power Skiver XL Complete*	FSK2MXLP	102978	24.0
Sharpening Stone		31987	0.5
REPLACEMENT PARTS			
Skiver Blade-Standard	FSK-1B	31996	0.3
Skiver Blade-High Wear	FSK-1BA	31999	0.3
Skiver Ratchet Assembly	FSK-1R	31991	1.8
Skiver Chain	FSK-1C	31992	0.4
Skiver Sprocket	FSK-1S	31993	0.2
Skiver Metal Fence Assembly for FSK2M	FSK2-FM	32069	1.5
Replacement Front Drive Roller Assembly	FSK2-FDRA	32052	0.6
Cordless Drill for FSK2MP	FSK2-DR18V	30403	2.8
Battery 5.5AH	FSK2-BAT5A	30368	2.2


*Comes with standard blade

FSK™ Belt Skiver - Skive Depth


Belt Skiver	For Belt Thickness		Skive Depth	
	in.	mm	in.	mm
FSK2M/FSK2MP	1/4" - 1-1/4"	6.5 - 32	1/16" - 3/8"	1.5 - 9.5
FSK2MXL/FSK2MXLP	7/8" - 1-3/4"	22.5 - 44.5	1/16" - 3/8"	1.5 - 9.5




FSK2M Belt Skiver



FSK2MP Belt Skiver

 Stock Items (non-shaded) carried in factory inventory.

 Made To Order Items (shaded) allow one week for production. In most cases, the next standard stock item can be adapted to meet your requirements.

Non-Listed Items are available. Request quote for price and delivery.

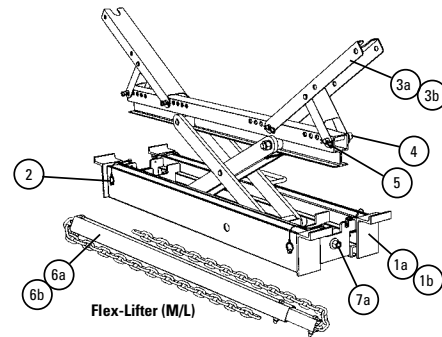
Heavy-Duty Belt Maintenance Tools

FLEX-LIFTER™ CONVEYOR BELT LIFTER

Easy and safe way to lift tensioned belts so mechanical splicing or other maintenance work can be done.

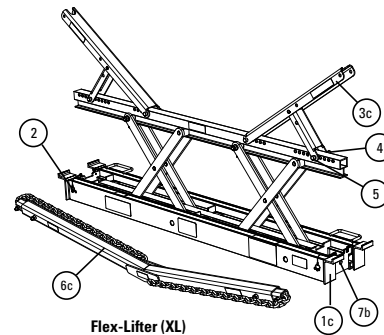
DESCRIPTION	ORDERING NUMBER	ITEM CODE	WT. LBS.
Medium Flex-Lifter 36" - 60" (900 - 1500 mm) includes return bar	FL-M	76469	91.0
Large Flex-Lifter 48" - 72" (1200 - 1800 mm) includes return bar	FL-L	76470	128.0
XL Flex-Lifter 72" - 96" (1800 - 2400 mm) does not include return bar	FL-XL	76983	128.0
Flex-Lifter Cart	FLCK	77729	20.0

Lifts troughed or flat belts.
Lead time: 1 working day



Replacement Parts

REF	DESCRIPTION	ORDERING NUMBER	ITEM CODE	WT. LBS.
1a	Extension Leg - Medium	FLEL-M	76472	3.1
1b	Extension Leg - Large	FLEL-L	76473	3.7
1c	Extension Leg Kit - XL (includes 2 ext. legs)	FLELK-XL	76986	13.0
2	Extension Leg Pin (with lanyard)	FLELP	76474	0.1
3a	Trough Wing - Medium (with brace)	FLTW-M	76476	1.2
3b	Trough Wing - Large (with brace)	FLTW-L	76477	1.5
3c	Trough Wing - XL (with brace)	FLTW-XL	76985	4.2
4	Retainer Pin Pack (includes 4 pins)	FLRP	76478	1.0
5	Retainer Clip Pack (includes 4 clips)	FLCP	76479	0.1
6a	Return Lift Bar - Medium	FLRLB-M	76482	18.4
6b	Return Lift Bar - Large	FLRLB-L	76481	40.0
6c	V-Return Lift Bar - XL	FLVRL-XL	76984	63.0
7a	Shear Pin Kits - Medium/Large	FL-PKIT-ML	77250	0.3
7b	Shear Pin Kits - XL	FL-PKIT-XL	77251	0.5

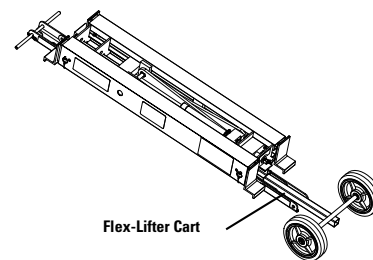


Safe Lifting Capacity

Height		Max. Weight			
		Medium/Large		XL	
in.	mm	lbs.	kg.	lbs.	kg.
0-1	0-25	500	225	1100	500
1-2	25-50	1000	450	1800	815
2-3	50-75	1500	675	2500	1140
3-4	75-100	2000	900	3200	1450
4-5	100-125	2500	1150	3700	1680
5-6	125-150	3000	1350	4600	2090
6-7	150-175	3500	1600	5300	2400
>7	>175	4000	1800	6000	2725

Aluminum Content Flex-Lifter

ALUMINUM ALLOY TYPE	PERCENT	
	Mg Magnesium	Ti Titanium
4043	0.05%	0.2%
5356	5.5%	0.2%
6005	0.6%	0.1%
6061	1.0%	0.0%
6063	0.7%	0.0%
7075	2.5%	0.0%



Belt Conveyor Products

Belt Positioner™

BELT POSITIONERS WITH RUBBER ROLLERS

SIZE	BELT WIDTH (Min-Max)		POSITIONER WIDTH (Min-Max)		ORDERING NUMBER	ITEM CODE	WT. LBS.
	in.	mm	in.	mm			
Small	18-24	450-600	24-34	600-850	RBP1R-S	90646	60.5
Medium	30-48	750-1200	34-56	850-1400	RBP1R-M	90647	73.5
Large	54-72	1350-1800	56-83	1400-2075	RBP1R-L	90648	94.0
Extra Large	72-96	1800-2400	72-120	1800-3000	RBP1R-XL	90649	182.0

Lead time: 1 working day



BELT POSITIONERS WITH STEEL ROLLERS

SIZE	BELT WIDTH (Min-Max)		POSITIONER WIDTH (Min-Max)		ORDERING NUMBER	ITEM CODE	WT. LBS.
	in.	mm	in.	mm			
Small	18-24	450-600	24-34	600-850	RBP1S-S	74558	69.8
Medium	30-48	750-1200	34-56	850-1400	RBP1S-M	74559	84.6
Large	54-72	1350-1800	56-83	1400-2075	RBP1S-L	74560	109.5
Extra Large	72-96	1800-2400	72-120	1800-3000	RBP1S-XL	74561	199.6

Lead time: 1 working day

Use next larger size for belt widths between ranges.

NOTE: Idler Rollers on sizes S, M and L are 5" (125 mm) diameter and rated CEMA D. Idler Rollers on the XL size are 6" (150 mm) diameter and rated CEMA E.

Product Notes:

- The Positioner should be centered between two standard return rollers. For general applications—standard belts up to 72" (1800 mm): position the unit no closer than 3' (.9 M) to a return roller and no farther than 6' (1.8 M).
- Works on the return side of the conveyor using simple angled rollers mounted in a fixed position to quickly and continuously funnel the belt into the correct path.
- A "quick fix" solution for belts that consistently wander to one side.
- Typically installed before the tail pulley to keep the belt centered at the critical loading point. Center loading is the key to solving many top side tracking problems.
- Idler rollers make smooth contact with the return belt's bottom cover, eliminating excessive wear and damage to the belt's edges.
- Has no pivoting mechanism to freeze up and cause the unit to stop working.
- Once installed, no further adjustment is required.

REPLACEMENT ROLLERS

REF	DESCRIPTION	ORDERING NUMBER	ITEM CODE	WT. LBS.
4a	Small Rubber Roller	RBPRR-S	90650	7.9
	Medium Rubber Roller	RBPRR-M	90651	11.0
	Large Rubber Roller	RBPRR-L	90652	15.5
	Extra Large Rubber Roller	RBPRR-XL	90653	27.8
4b	Small Steel Roller	RBPSR-S	74562	12.2
	Medium Steel Roller	RBPSR-M	74563	16.5
	Large Steel Roller	RBPSR-L	74564	23.2
	Extra Large Steel Roller	RBPSR-XL	74565	36.6
5	Roller Retainer Kit*	RBPRET	73163	0.5

Idler rollers on sizes S, M and L are 5" (125 mm) diameter and rated CEMA D.

Idler rollers on the XL size are 6" (150 mm) diameter and rated CEMA E.

*Roller Retainer Kit not required for XL rollers (SDX style).


Lead time: 1 working day

PTEZ™ Belt Trainer

PTEZ™ BELT TRAINER

BELT WIDTH		ORDERING NUMBER	ITEM CODE	WT. LBS.
in.	mm			
18	450	PTEZ-18	90265	120.0
24	600	PTEZ-24	90266	130.0
30	750	PTEZ-30	90267	140.0
36	900	PTEZ-36	90268	150.0
42	1050	PTEZ-42	90269	160.0
48	1200	PTEZ-48	90270	170.0

Lead time: 1 working day



PTEZ™ Belt Trainer

Product Notes:

- Simple adjustable mounting brackets ensure quick and accurate installation.
- Urethane roller cover ensures long-lasting performance.
- Works in multiple applications, yet economical. Single-direction and reversing belts. Wet or dry conditions. Belts with edge damage or wear. Belts mistracking to one or both sides.
- Easy ordering and installation. Enhanced to meet instant demands for training solutions, the PTEZ is available on a one-working-day lead time. The simple brackets and component construction also ensure a quick and easy installation.
- Uses tapered and patterned roller to activate the trainer movement. Pivot influences direction while tilt increases the tension on the mistracked side—the result is two forces quickly moving the belt back to center.
- Works with mechanically fastened or vulcanized belts.

Belt Conveyor Products

V-Plow

V-PLOW*

DESCRIPTION	BELT WIDTH		ORDERING NUMBER	ITEM CODE	WT. LBS.
	in.	mm			
Extra Small	18-24"	450-600	CBV-XS	73131	53.0
Small	30-36"	750-900	CBV-S	73132	65.0
Medium	42-48"	1050-1200	CBV-M	73133	74.0
Large	54-60"	1350-1500	CBV-L	73134	115.0
72"	72"	1800	CBV-72	74389	150.0
84"	84"	2100	CBV-84	74390	175.0
96"	96"	2400	CBV-96	74391	200.0

*Use next larger size for belt widths between ranges.
Lead time: 1 working day



REPLACEMENT BLADE KITS*

DESCRIPTION	BELT WIDTH		ORDERING NUMBER	ITEM CODE	WT. LBS.
	in.	mm			
Extra Small	18-24"	450-600	VBK-XS	73190	4.5
Small	30-36"	750-900	VBK-S	73191	6.0
Medium	42-48"	1050-1200	VBK-M	73192	7.5
Large	54-60"	1350-1500	VBK-L	73193	9.0
72"	72"	1800	VBK-72	74457	13.0
84"	84"	2100	VBK-84	74458	15.0
96"	96"	2400	VBK-96	74459	17.0

*Kit includes blades and replacement blade bolts.
Lead time: 1 working day



OPTIONAL URETHANE BLADE KITS*

Typically provides 3 to 5 times longer wear life. PU blades are blue in color.

DESCRIPTION	BELT WIDTH		ORDERING NUMBER	ITEM CODE	WT. LBS.
	in.	mm			
Extra Small	18-24"	450-600	VUBK-XS	75570	5.4
Small	30-36"	750-900	VUBK-S	75571	8.0
Medium	42-48"	1050-1200	VUBK-M	75572	10.5
Large	54-60"	1350-1500	VUBK-L	75573	13.0
72"	72"	1800	VUBK-72	75574	15.9
84"	84"	2100	VUBK-84	75575	18.5
96"	96"	2400	VUBK-96	75576	21.0

*Kit includes blades and replacement blade bolts.
Lead time: 1 working day

Product Notes:

- Exclusive blade design - 20° slant on leading edge spirals debris off the belt.
- Self-adjusting blade - the blade floats on the belt and self-adjusts as it wears.
- Unique blade adjuster - turnbuckle-type adjuster allows the blade to be accurately positioned to the belt.
- Easy to install - comes fully assembled and can be placed right into position on the conveyor.

☐ Made To Order Items (shaded) allow 10 working days for production.

Belt Conveyor Products

Flex-Lok™ Skirt Clamps

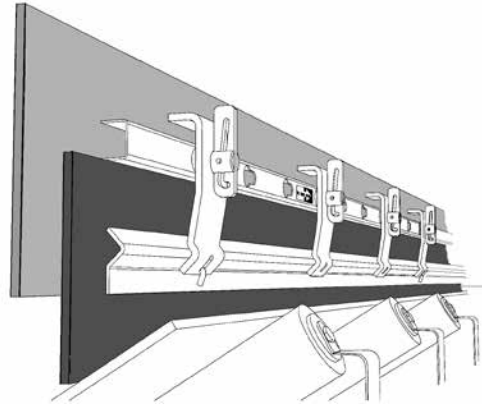
FLEX-LOK™ SKIRT CLAMP

One Skirt Clamp includes one 6' (1.8 M) clamp runner, 4 clamp plates, 4 clamp pins and one 6' (1.8 M) restraining bar. Skirt board and rubber not included.

DESCRIPTION	ORDERING NUMBER	ITEM CODE	WT. LBS.
Skirt Clamp	FLSC-I	71052	31.1
REPLACEMENT PARTS			
Clamp Runner - 6 ft. (1.8 M)	FL-RPI	71058	7.3
Clamp Plate	FL-PC-I	71057	2.1
Clamp Pin	FL-CP-I	71141	1.9
Restraining Bar - 6 ft. (1.8 M)	FL-RBI	71060	11.3

NOTE: Skirt Rubber Thickness Range: 5/16" to 1" (8 - 25 mm)

Lead time: 1 working day



STANDARD

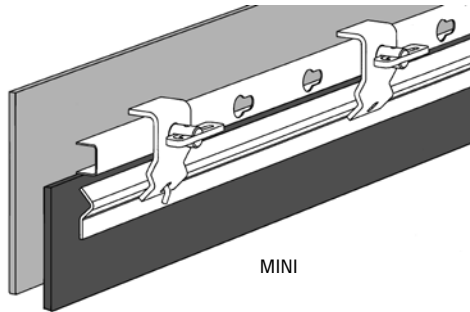
MINI FLEX-LOK™ SKIRT CLAMP

One Mini Skirt Clamp includes one 6' (1.8 M) clamp runner, 3 mini clamp plates, 3 clamp pins and one 6' (1.8 M) restraining bar. Skirt board and rubber not included.

DESCRIPTION	ORDERING NUMBER	ITEM CODE	WT. LBS.
Mini Skirt Clamp	FLSCM-I	71055	27.6
REPLACEMENT PARTS			
Clamp Runner - 6 ft. (1.8 M)	FL-RPI	71058	7.3
Clamp Plate	FLM-PC	71140	2.1
Clamp Pin	FL-CP-I	71141	1.9
Restraining Bar - 6 ft. (1.8 M)	FL-RBI	71060	11.3

NOTE: Skirt Rubber Thickness Range: 5/16" to 5/8" (8 - 16 mm)

Lead time: 1 working day



MINI


STAINLESS STEEL* FLEX-LOK™ SKIRT CLAMP

One SS Clamp includes one 6' (1.8 M) clamp runner, 4 clamp plates, 4 clamp pins and one 6' (1.8 M) restraining bar.

DESCRIPTION	ORDERING NUMBER	ITEM CODE	WT. LBS.
SS Skirt Clamp	FLSC-ISS	75778	25.0
REPLACEMENT PARTS			
SS Clamp Plate	FL-PC-ISS	71168	1.9
Clamp Pin	FLCP-ISS	71164	1.9

*316SS (all parts)

Lead time: 1 working day



MINI STANDARD

Two models are available to fit your conveyor requirements

SERVICE MAINTENANCE

- Inspection - Periodically inspect the clearance between the skirt rubber and the belt. If this gap is more than 1/4" (6 mm) or if excessive fines are escaping, readjust the skirt rubber.
- Adjustment - Unlock the wedges on the clamp pins and slide the skirt rubber down to the belt. Relock the clamp pins.

TROUBLESHOOTING

Problem: Skirt rubber slips out of skirt clamp.

Solution: 1. Check to insure wedges in clamp pins are locked.

2. Check skirt rubber position. Skirt rubber must not fold and lie on top of belt.



Anti-Vibration Clamp Pins (Standard)

Made To Order Items (shaded) allow 10 working days for production.

Appendix

Measurement Conversions

Inches	Fractions	Millimeters
.0156	1/64	0.40
.0313	1/32	0.79
.0469	3/64	1.19
.0625	1/16	1.59
.0781	5/64	1.98
.0938	3/32	2.38
.1094	7/64	2.78
.1250	1/8	3.18
.1406	9/64	3.57
.1563	5/32	3.97
.1719	11/64	4.37
.1875	3/16	4.76
.2031	13/64	5.16
.2188	7/32	5.56
.2344	15/64	5.95
.2500	1/4	6.35
.2656	17/64	6.75
.2813	9/32	7.14
.2969	19/64	7.54
.3125	5/16	7.94
.3281	21/64	8.33
.3438	11/32	8.73
.3594	23/64	9.13
.3750	3/8	9.53
.3906	25/64	9.92
.4063	13/32	10.32
.4219	27/64	10.72
.4375	7/16	11.11
.4531	29/64	11.51
.4688	15/32	11.91
.4844	31/64	12.30
.5000	1/2	12.70

Inches	Fractions	Millimeters
.5156	33/64	13.10
.5313	17/32	13.49
.5469	35/64	13.89
.5625	9/16	14.29
.5781	37/64	14.68
.5938	19/32	15.08
.6094	39/64	15.48
.6250	5/8	15.88
.6406	41/64	16.27
.6563	21/32	16.67
.6719	43/64	17.07
.6875	11/16	17.46
.7031	45/64	17.86
.7188	23/32	18.26
.7344	47/64	18.65
.7500	3/4	19.05
.7656	49/64	19.45
.7813	25/32	19.84
.7969	51/64	20.24
.8125	13/16	20.64
.8281	53/64	21.03
.8438	27/32	21.43
.8594	55/64	21.83
.8750	7/8	22.23
.8906	57/64	22.62
.9063	29/32	23.02
.9219	59/64	23.42
.9375	15/16	23.81
.9531	61/64	24.21
.9688	31/32	24.61
.9844	63/64	25.00
1.0000	1	25.40

Book Index By Ordering Number

Order Number	Page	Order Number	Page	Order Number	Page	Order Number	Page
16	99	00H24	35	1-1/2EST	96	140-12	97
110	99	00H30	35	1-12	97	140-14	97
112	99	00H36	35	1-12-45	97	140-16	97
113	99	00H48	35	1-14	97	140-18	97
5552	99	00H6	35	1-16	97	140-20	97
5552	99	00H60	35	1-18	97	140-24	97
5552	99	00S	36	1-18-45	97	140-24-45	97
20377	100	00S-12	34	1-20	97	140-30	97
20378	100	00S-14	34	1-24	97	140-30-45	97
20379	100	00S-16	34	1-24-45	97	140-36	97
20381	100	00S-18	34	1-30	97	140-36-45	97
20382	100	00S-20	34	1-30-45	97	140-42	97
20387	100	00S-24	34	1-36	97	140-42-45	97
20388	100	00S-30	34	1-36-45	97	140-48	97
20397	100	00S-36	34	1-42	97	140-48-45	97
20397	100	00S-42	34	1-48	97	140-60	97
20398	100	00S-48	34	1-48-45	97	140-60-45	97
20398	100	00S-60	34	1&7CLIP	35	140C	96
20399	100	00SH24	35	1&7H12	35	140CE	96
20400	100	00SH36	35	1&7H18	35	140CMA	96
20406	100	00SH48	35	1&7H24	35	140CMAP	96
20407	100	00SH60	35	1&7H30	35	140CS	96
20409	100	1-1/2-12	97	1&7H36	35	140E	96
20410	100	1-1/2-18	97	1&7H48	35	140EE	96
20411	100	1-1/2-18-45	97	1&7H6	35	140EMA	96
20412	100	1-1/2-20	97	1&7H60	35	140EMAP	96
20413	100	1-1/2-24	97	1&7SH12	35	140ES	96
20414	100	1-1/2-24-45	97	1&7SH18	35	140EST	96
20419	100	1-1/2-30	97	1&7SH24	35	140VP	96
30453	81	1-1/2-30-45	97	1&7SH30	35	140VPB	96
40988	104	1-1/2-36	97	1&7SH36	35	140VPBMA	96
40990	104	1-1/2-36-45	97	1&7SH48	35	140VPMA	96
40991	104	1-1/2-42	97	1&7SH60	35	15 Transmission	36
56270	70	1-1/2-42-45	97	100	81	15-12	33
00 Transmission	36	1-1/2-48	97	100T-1200	47	15-14	33
00-12	33	1-1/2-48-45	97	100T-300	47	15-16	33
00-14	33	1-1/2-54	97	100T-600	47	15-18	33
00-16	33	1-1/2-60	97	100T-900	47	15-20	33
00-18	33	1-1/2-60-45	97	110	74	15-22	33
00-20	33	1-1/2-72	97	110	81	15-24	33
00-22	33	1-1/2C	96	110	98	15-26	33
00-24	33	1-1/2CMA	96	110-112	98	15-28	33
00-30	33	1-1/2CMAP	96	112	98	15-30	33
00-36	33	1-1/2CS	96	113	98	15-32	33
00-42	33	1-1/2E	96	114MM-BLADES-3PK	58	15-36	33
00-48	33	1-1/2EE	96	125-RET-50	40	15-42	33
00-60	33	1-1/2EMA	96	125MA	41	15-48	33
00H12	35	1-1/2EMAP	96	12LACER	26	15-60	33
00H18	35	1-1/2ES	96	12LACER-CHAIN	26	15&20CLIP	35

Book Index By Ordering Number

Order Number	Page	Order Number	Page	Order Number	Page	Order Number	Page
150T-1200	47	190-42-45	97	1LLS12	11	1XSPG6	10
150T-300	47	190-48	97	1LLS6	11	1XSPG6NY	10
150T-600	47	190-48-45	97	1LLS6NYS	11	1XSPHT12	10
150T-900	47	190-60	97	1LLSPG12	10	1XSPHT6	10
15E	36	190-60-45	97	1LLSPG6	10	1XSPS12	11
15H12	35	190C	96	1LLSPHT12	10	1XSPS12NYS	11
15H18	35	190CE	96	1LLSPS12	11	1XSPS6	11
15H24	35	190CMA	96	1LLSPSS12	11	1XSPS6NYS	11
15H30	35	190CMAP	96	1LLSS12	11	1XSPSS12	11
15H36	35	190CS	96	1LLSS6	11	1XSPSS6	11
15H48	35	190E	96	1LLXSPG12	10	2-1/2	96
15H60	35	190EE	96	1LLXSPG6	10	2-1/2-20	97
15RH12	36	190EMA	96	1LLXSPHT12	10	2-1/2-24	97
15S	36	190EMAP	96	1LLXSPS12	11	2-1/2-30	97
15S-12	34	190ES	96	1LLXSPSS12	11	2-1/2-36	97
15S-14	34	190EST	96	1LW95	25	2-1/2-42	97
15S-16	34	190VP	96	1S-12	34	2-1/2-48	97
15S-18	34	190VPB	96	1S-14	34	2-1/2-54	97
15S-20	34	190VPBMA	96	1S-16	34	2-1/2-60	97
15S-24	34	190VPMA	96	1S-18	34	2-1/2-72	97
15S-28	34	1A Transmission	36	1S-20	34	2-1/2L	96
15S-30	34	1A-12	33	1S-24	34	2-1/4-24	97
15S-36	34	1A-14	33	1S-30	34	2-1/4-30	97
15S-42	34	1A-16	33	1S-36	34	2-1/4-36	97
15S-48	34	1A-18	33	1S-42	34	2-1/4-42	97
15S-60	34	1A-20	33	1S-48	34	2-1/4-48	97
15SH18	35	1A-22	33	1S-54	34	2-1/4-54	97
15SH24	35	1A-24	33	1S-60	34	2-1/4-60	97
15SH30	35	1A-30	33	1S12	11	2-1/4-72	97
15SH36	35	1A-36	33	1S12NYS	11	2-1/4C	96
15SH48	35	1A-42	33	1S6	11	2-1/4C	99
15SH60	35	1A-48	33	1S6NYS	11	2-1/4CMA	96
187-RET-50	40	1A-60	33	1SPG12	10	2-1/4E	96
187MA	41	1AS	36	1SPG12NY	10	2-1/4E	96
190-12	97	1C	96	1SPG6	10	2-1/4E	99
190-14	97	1CMA	96	1SPG6NY	10	2-1/4EE	96
190-16	97	1E	96	1SPHT12	10	2-1/4EE	99
190-18	97	1G12	10	1SPHT6	10	2-1/4EMA	96
190-18-45	97	1G12NY	10	1SPS12	11	2-1/4EMAP	96
190-20	97	1G6	10	1SPS12NYS	11	2-1/4ERCT	96
190-24	97	1G6NY	10	1SPS6	11	2-1/4ES	96
190-24-45	97	1HT12	10	1SPS6NYS	11	2-1/4ES	99
190-26	97	1HT6	10	1SPSS12	11	2-1/4EST	96
190-28	97	1LLG12	10	1SPSS6	11	2-12	97
190-30	97	1LLG12NY	10	1SS12	11	2-18	97
190-30-45	97	1LLG6	10	1SS6	11	2-24	97
190-36	97	1LLG6NY	10	1VL-7	25	2-24-45	97
190-36-45	97	1LLHT12	10	1XSPG12	10	2-30	97
190-42	97	1LLHT6	10	1XSPG12NY	10	2-30-45	97

Book Index By Ordering Number

Order Number	Page	Order Number	Page	Order Number	Page	Order Number	Page
2-36	97	20S-30	34	25G1-7/8NY	14	25LPSS6NYS	13
2-36-45	97	20S-36	34	25G1/2NP	14	25S-12	34
2-42	97	20S-48	34	25G1/2NY	14	25S-14	34
2-42-45	97	20S-60	34	25G11/32NP	14	25S-16	34
2-48	97	20SH24	35	25G11/32NY	14	25S-18	34
2-54	97	20SH30	35	25G12	13	25S-20	34
2-60	97	20SH36	35	25G12NY	13	25S-24	34
2-60-45	97	20SH48	35	25G1NP	14	25S-30	34
2-72	97	20SRH12	36	25G1NY	14	25S-36	34
20 Transmission	36	22	107	25G2-1/2NP	14	25S-42	34
20-12	33	25-12	33	25G2-1/2NY	14	25S-48	34
20-14	33	25-14	33	25G2-1/4NY	14	25S-60	34
20-16	33	25-16	33	25G2-3/4NY	14	25SP-G-035W-P	30
20-18	33	25-18	33	25G2NP	14	25SP-G-035W-TPU1	30
20-20	33	25-20	33	25G2NY	14	25SP-G-040W-P	30
20-22	33	25-22	33	25G3-1/2NP	14	25SP-G-040W-TPU1	30
20-24	33	25-24	33	25G3-1/2NY	14	25SP-G-048W-P	30
20-28	33	25-26	33	25G3-1/4NY	14	25SP-G-048W-TPU1	30
20-30	33	25-28	33	25G3/4NP	14	25SP-G-050W-P	30
20-32	33	25-30	33	25G3/4NY	14	25SP-G-050W-TPU1	30
20-36	33	25-36	33	25G3NP	14	25SP-G-057W-P	30
20-42	33	25-42	33	25G3NY	14	25SP-G-057W-TPU1	30
20-48	33	25-48	33	25G4-1/2NP	14	25SP-G-063W-P	30
20-54	33	25-54	33	25G4-1/2NY	14	25SP-G-063W-TPU1	30
20-60	33	25-60	33	25G4NP	14	25SP-G-075W-P	30
200MM-BLADES-3PK	58	25&27CLIP	35	25G4NY	14	25SP-G-075W-TPU1	30
20380	80	25&27H12	35	25G5/8NP	14	25SP-G-090W-P	30
20381	80	25&27H18	35	25G5/8NY	14	25SP-G-090W-TPU1	30
20387	80	25&27H24	35	25G6	13	25SP-G-100W-P	30
20397	80	25&27H30	35	25G6NY	13	25SP-G-115W-P	30
20398	80	25&27H36	35	25G7/16NP	14	25SP-G-115W-TPU1	30
20399	80	25&27H48	35	25G7/16NY	14	25SP-SS-035W-P	30
20400	80	25&27H60	35	25G7/8NP	14	25SP-SS-040W-P	30
20E	36	25&27SH12	35	25G7/8NY	14	25SP-SS-040W-TPU1/19+20/100	30
20H12	35	25&27SH18	35	25LEVER	25	25SP-SS-048W-P	30
20H18	35	25&27SH24	35	25LLG12	13	25SP-SS-048W-TPU1/24+25/100	30
20H24	35	25&27SH30	35	25LLG12NY	13	25SP-SS-050W-P	30
20H30	35	25&27SH36	35	25LLG6	13	25SP-SS-050W-TPU1/26+27/100	30
20H36	35	25&27SH48	35	25LLG6NY	13	25SP-SS-057W-P	30
20H48	35	25&27SH60	35	25LLSS12	13	25SP-SS-063W-P	30
20H60	35	25D Transmission	36	25LLSS6	13	25SP-SS-075W-P	30
20RH12	36	25DS	36	25LLSS6NYS	13	25SP-SS-090W-P	30
20S	36	25E	36	25LPG12	13	25SP-SS-100W-P	30
20S-12	34	25G1-1/2NP	14	25LPG12NY	13	25SP-SS-115W-P	30
20S-14	34	25G1-1/2NY	14	25LPG6	13	25SP-SS-115W-TPU1/61+62 H/50	30
20S-16	34	25G1-1/4NP	14	25LPG6NY	13	25SRH12	36
20S-18	34	25G1-1/4NY	14	25LPSS12	13	25SS1-1/2NP	14
20S-20	34	25G1-3/4NY	14	25LPSS12NYS	13	25SS1-1/2NYS	14
20S-24	34	25G1-7/8NP	14	25LPSS6	13	25SS1-1/4NP	14

Book Index By Ordering Number

Order Number	Page	Order Number	Page	Order Number	Page	Order Number	Page
25SS1-1/4NYS	14	27S-60	34	3-42	97	35H30	35
25SS1-7/8NYS	14	2B	8	3-48	97	35H36	35
25SS12	13	2BH	98	3-60	97	35H48	35
25SS12NYS	13	2BH	99	3-72	97	35H60	35
25SS1NYS	14	2BH	99	300	108	35N Transmission	36
25SS2-1/2NP	14	2BH	99	30023	80	35NS	36
25SS2-1/2NYS	14	2C	96	30023	108	35RD-BR10GB-4	94
25SS2-1/4NYS	14	2CMA	96	30023L	80	35RD-BR10GB-4	104
25SS2-3/4NYS	14	2CMAP	96	30023L	108	35RD-BR6GB-4	94
25SS2NYS	14	2CS	96	30027	108	35RD-BR6GB-4	104
25SS3-1/2NYS	14	2E	96	300312	108	35RD-GB5-4	94
25SS3/4NYS	14	2EE	96	300318	108	35RD-GB8-4	94
25SS3NP	14	2EMA	96	300324	108	35RH12	36
25SS3NYS	14	2EMAP	96	300330	108	35S-12	34
25SS4NYS	14	2ES	96	300336	108	35S-14	34
25SS5/8NYS	14	2EST	96	300342	108	35S-16	34
25SS6	13	2G	7	300348	108	35S-18	34
25SS6NYS	13	2GNY	7	300360	108	35S-20	34
25VL-7	25	2HT	7	30453	98	35S-24	34
25XLW	25	2S	8	30LPSS	12	35S-30	34
27-12	33	2SNYS	8	30LSS	12	35S-36	34
27-14	33	2SPB	8	30PSS	12	35S-42	34
27-16	33	2SPG	7	30SS	12	35S-48	34
27-18	33	2SPGNY	7	310-RET-50	81	35S-60	34
27-20	33	2SPHT	7	310-RET-50	88	35SH12	35
27-22	33	2SPS	8	324E	108	35SH24	35
27-24	33	2SPSNYS	8	330	108	35SH36	35
27-26	33	2SPSS	8	330E	108	35SH48	35
27-28	33	2SS	8	336	108	360	108
27-30	33	2VP	96	336E	108	360E	108
27-32	33	2VPB	96	342	108	36H	12
27-36	33	2W	100	348	108	36LEVER	25
27-42	33	2WE	100	348E	108	36LLH	12
27-48	33	2WL	100	35-12	33	36LLPSS	12
27-60	33	2WS	100	35-14	33	36LLSPH	12
27E	36	2WT	100	35-16	33	36LLSPSS	12
27K Transmission	36	3	96	35-18	33	36LLSS	12
27KS	36	3	96	35-20	33	36SPH	12
27RH12	36	3-1G	7	35-24	33	36SPSS	12
27S-12	34	3-1GNY	7	35-30	33	36SS	12
27S-14	34	3-1HT	7	35-36	33	36VL-7	25
27S-16	34	3-1S	8	35-42	33	375X-12	80
27S-18	34	3-1SS	8	35-48	33	375X-14	80
27S-20	34	3-36	97	35-60	33	375X-16	80
27S-24	34	3-4-1/2G	7	35CLIP	35	375X-18	80
27S-30	34	3-4-1/2G(26)W-8	9	35E	36	375X-2	78
27S-36	34	3-4-1/2G(42)W-4	9	35H12	35	375X-2-5SETS	78
27S-42	34	3-4-1/2G(67)-10POP	9	35H18	35	375X-20	80
27S-48	34	3-4-1/2GNY	7	35H24	35	375X-24	80

Book Index By Ordering Number

Order Number	Page	Order Number	Page	Order Number	Page	Order Number	Page
375X-26	80	375XSJ42SSC	77	45-12	33	524	80
375X-3	78	375XSJ48NCS	77	45-14	33	526	80
375X-3-5SETS	78	375XSJ48SSC	77	45-16	33	530	80
375X-30	80	375XSJ60NCS	77	45-18	33	536	80
375X-36	80	375XSJ60SSC	77	45-20	33	542	80
375X-42	80	375XSJ72SSC	77	45-24	33	548	80
375X-48	80	3B	8	45-30	33	55-12	33
375X-54	80	3G	7	45-36	33	55-18	33
375X-60	80	3GNY	7	45-42	33	55-20	33
375X-72	80	3HT	7	45-48	33	55-24	33
375XEJ18NB	77	3HT-WIDE	7	45-60	33	55-30	33
375XEJ24NB	77	3L	96	45CLIP	35	55-36	33
375XEJ30NB	77	3L	96	45H12	35	55-42	33
375XEJ36NB	77	3L	99	45H24	35	55-48	33
375XEJ42NB	77	3L-RRK	99	45H36	35	55&65H24	35
375XJ12NC	77	3M	8	45H48	35	55&65H36	35
375XJ14NC	77	3S	8	45H60	35	55&65H48	35
375XJ16NC	77	3SNYS	8	45RH12	36	55&65H60	35
375XJ18NC	77	3SS	8	45S-12	34	55&65RH12	36
375XJ18NCS	77	4-1/2-3HT	7	45S-18	34	55&65SH24	35
375XJ20NC	77	4-1/2-3RHTX	7	45S-20	34	550-1	78
375XJ24NC	77	4-1/2-3RHTX(45)W-4	9	45S-24	34	550-1-5SETS	78
375XJ24NCS	77	4-1/2-4RHTX(42)W-4	9	45S-30	34	550-3	78
375XJ24SC	77	4-1/2-SW	8	45S-36	34	550-3STS	78
375XJ26NC	77	4-1/2G	7	45S-42	34	550J18NC	78
375XJ30NC	77	4-1/2GW	7	45SH36	35	550J20NC	78
375XJ30NCS	77	4-1/2HT	7	45SH48	35	550J24NAC	78
375XJ36NC	77	4-1/2M	8	45U Transmission	36	550J24NC	78
375XJ36NCS	77	4-1/2RHTX	7	45US Transmission	36	550J24NCS	78
375XJ36SC	77	4-1/2RHTX(26)W-8	9	460	80	550J24SC	78
375XJ42NC	77	4-1/2RHTX(41)W-4	9	4APSS	12	550J24SSC	78
375XJ42NCS	77	4-1/2RHTX(45)W-4	9	4B	8	550J26NC	78
375XJ48NC	77	4-1/2S	8	4FH	91	550J30NAC	78
375XJ48NCS	77	4-1/2SS	8	4FH	104	550J30NC	78
375XJ48SC	77	4-2G	7	4FH	107	550J30NCS	78
375XJ60NC	77	4-2GNY	7	4G	7	550J30SC	78
375XJ72NC	77	4-2HT	7	4GNY	7	550J30SSC	78
375XS-2	78	4-2S	8	4HT	7	550J36NAC	78
375XS-2-5SETS	78	4-2SNYS	8	4M	8	550J36NC	78
375XS-3	78	400	80	4S	8	550J36NCS	78
375XS-3STS	78	400430	80	4SNYS	8	550J36SC	78
375XSJ18NCS	77	400436	80	4SS	8	550J36SSC	78
375XSJ24NCS	77	400442	80	5-3G	7	550J42NAC	78
375XSJ24SSC	77	400448	80	5-3HT	7	550J42NC	78
375XSJ30NCS	77	400460	80	5-3S	8	550J42NCS	78
375XSJ30SSC	77	430	80	512	80	550J42SC	78
375XSJ36NCS	77	436	80	516	80	550J42SSC	78
375XSJ36SSC	77	442	80	518	80	550J48NAC	78
375XSJ42NCS	77	448	80	520	80	550J48NC	78

Book Index By Ordering Number

Order Number	Page	Order Number	Page	Order Number	Page	Order Number	Page
550J48NCS	78	5S	8	7S-30	34	A31255	49
550J48SC	78	5SS	8	7S-36	34	A31274	49
550J48SSC	78	5SW	8	7S-42	34	AC-18	79
550J54NAC	78	62-RET-50	40	7S-48	34	AC-18	88
550J54NC	78	65-12	33	7S-60	34	AC-18-1	79
550J60NC	78	65-18	33	7S-TRANS	36	AC-18-1	88
550J72NC	78	65-24	33	7SS	8	AC-24	79
550MA-1	78	65-30	33	7SW	8	AC-24	88
550MAJ18SSC	78	65-36	33	820/840-1CB	108	AC-24-1	79
550MAJ24SSC	78	65-48	33	820/840-1XLCB	108	AC-24-1	88
550MAJ30SSC	78	65-60	33	820/840WA	50	AC-26	79
550MAJ36SSC	78	65X	36	820/840WA	108	AC-26	88
550MAJ42SSC	78	6APPSS	12	840-36CL	50	AC-26-1	79
550MAJ48SSC	78	6APSS	12	840-48CL	50	AC-26-1	88
550S-1	78	6FH	91	840-60CL	50	AC-30	79
550S-1STS	78	6FH	107	840-72CL	50	AC-30	88
550SJ18NCS	78	6G	7	840836	108	AC-30-1	79
550SJ18SSC	78	6GW	7	840848	108	AC-30-1	88
550SJ24NCS	78	6HT	7	840860	108	AC-36	79
550SJ24SSC	78	6IN-LAUNDRY-TAPE CLAMP	31	840872	108	AC-36	88
550SJ30NCS	78	6S	8	840884	108	AC-36-1	79
550SJ30SSC	78	6SS	8	840SD	50	AC-36-1	88
550SJ36NCS	78	6SW	8	840SD	108	AC-42	79
550SJ36SSC	78	7 Transmission	36	845-CBK	50	AC-42	88
550SJ42NCS	78	7-12	33	845836LD	50	AC-42-1	79
550SJ42SSC	78	7-14	33	845848LD	50	AC-42-1	88
550SJ48NCS	78	7-16	33	845860LD	50	AC-48	79
550SJ48SSC	78	7-18	33	845872LD	50	AC-48	88
550SJ60NCS	78	7-20	33	8D	97	AC-48-1	79
550SJ60SSC	78	7-22	33	8D	108	AC-48-1	88
550SJ72NCS	78	7-24	33	900924	50	AC-54-1	79
550SJ72SSC	78	7-26	33	900924	108	AC-54-1	88
554	80	7-28	33	900936	50	AC-60-1	79
5552	74	7-30	33	900936	108	AC-60-1	88
5552	81	7-32	33	900948	50	AC-72-1	79
5552	98	7-36	33	900948	108	AC-72-1	88
55S-18	34	7-42	33	900960	50	AC6-24	89
55S-24	34	7-48	33	900960	108	AC6-24-1	89
55S-30	34	7-60	33	900972	50	AC6-30	89
55S-36	34	7G	7	900972	108	AC6-30-1	89
55S-48	34	7GW	7	900984	50	AC6-36	89
55W	36	7S	8	900984	108	AC6-36-1	89
55WS	36	7S-12	34	900CBK	50	AC6-38	89
560	80	7S-14	34	900CBK	108	AC6-38-1	89
572	80	7S-16	34	A10	74	AC6-40	89
5APSS	12	7S-18	34	A100P	47	AC6-40-1	89
5G	7	7S-20	34	A10S	74	AC6-42	89
5GW	7	7S-24	34	A150P	47	AC6-42-1	89
5HT	7	7S-28	34	A312	49	AC6-44	89

Book Index By Ordering Number

Order Number	Page	Order Number	Page	Order Number	Page	Order Number	Page
AC6-44-1	89	ACS6-60	90	AERO-SI3-925	53	AMIGO-625-TMPLT-08597	55
AC6-48	89	ACS6-60-1	90	AERO-SI3-325	53	AMIGO-625-TMPLT-08710	55
AC6-48-1	89	ACS6-72	90	AERO-SPLICE-TAPE	53	AMIGO-625-TMPLT-08776	55
AC6-54	89	ACS6-72-1	90	AERO-STD-CW-G3	53	AMIGO-625-TMPLT-08788	55
AC6-54-1	89	ACS6-84	90	AERO-STD-CW-G3-KIT	53	AMIGO-626 TMPLT-08847	55
AC6-60	89	ACS6-84-1	90	AH37530	81	AMIGO-FRICTIONTAPE-33X25	55
AC6-60-1	89	Adapter Spring Clip	28	AH37536	81	AMIGO-TAPE-33X35	56
AC6-72	89	AERO-1225	53	AH37542	81	AMU4000-115V1PH-60HZ	27
AC6-72-1	89	AERO-1525	53	AH37548	81	AMU6000-115V1PH-60HZ	27
AC6-84	89	AERO-1835	53	AH530	81	AMU6000-400V3PH-50/60HZ	27
ACS-30	79	AERO-2135	53	AH536	81	APC-1	18
ACS-30	88	AERO-325	53	AH542	81	APC-1	40
ACS-30-1	79	AERO-325	54	AH548	81	APC-1	51
ACS-30-1	88	AERO-325 END BELT CLAMP	53	AHP120-WNP-HAND	31	APF100B-100	46
ACS-36	79	AERO-325-100MM-ARP	54	AMIGO-1000-SPLICEPRESS	56	APF100B-50	46
ACS-36	88	AERO-325-33MM-SDI-X4	54	AMIGO-1000-08592	56	APF100B-500	46
ACS-36-1	79	AERO-325-45MM-PWRTRANS	54	AMIGO-1000-08593	56	APF100BLUE-100	46
ACS-36-1	88	AERO-325-77MM-REDDRIVE	54	AMIGO-1000-08594	56	APF100BLUE-50	46
ACS-42	79	AERO-325-77MM-VGUIDE	54	AMIGO-1000-08595	56	APF100BLUE-500	46
ACS-42	88	AERO-325-77MM-VNOTCHED	54	AMIGO-1000-08596	56	APF100W-100	46
ACS-42-1	79	AERO-325-CFTG-18SG-40	54	AMIGO-1000-08597	56	APF100W-50	46
ACS-42-1	88	AERO-325-CFTG60-SG30	54	AMIGO-1000-08603	56	APF100W-500	46
ACS-48	79	AERO-325-END-BLT-CLMPS	54	AMIGO-1000-08710	56	APF150B-100	46
ACS-48	88	AERO-625	53	AMIGO-1000-08739	56	APF150B-50	46
ACS-48-1	79	AERO-925	53	AMIGO-1000-08741	56	APF150B-500	46
ACS-48-1	88	AERO-G3-CBL-110V1PH	53	AMIGO-1000-08776	56	APF150BLUE-100	46
ACS-54	79	AERO-G3-CBL-110V1PH	54	AMIGO-1000-08788	56	APF150BLUE-50	46
ACS-54	88	AERO-G3-CBL-110V1PH-15	53	AMIGO-1000-08847	56	APF150BLUE-500	46
ACS-54-1	79	AERO-G3-CBL-110V1PH-20	53	AMIGO-1000-08849	56	APF150W-100	46
ACS-54-1	88	AERO-G3-CBL-230V1PH	53	AMIGO-1000-08855	56	APF150W-50	46
ACS-60	79	AERO-G3-CBL-230V1PH-30	53	AMIGO-1000-08856	56	APF150W-500	46
ACS-60	88	AERO-G3-CBL-230V3PH	53	AMIGO-1000-BLADES-5	55	AR1H	44
ACS-60-1	79	AERO-G3-CBL-230V3PH-20	53	AMIGO-1000-BLADES-5	56	AR1P	43
ACS-60-1	88	AERO-G3-CBL-230V3PH-30	53	AMIGO-1000-CABLE-1X115-	55	AR1P	44
ACS-72	88	AERO-G3-CBL-400V460	53	IEC520		AR3-15	44
ACS-72-1	88	AERO-G3-CBL-460V3PH	53	AMIGO-1000-CABLE-1X230-	55	ARJ10/250	43
ACS6-36/900	90	AERO-G3-UMBILICAL	53	IECL620		ARJ14/350	43
ACS6-36/900-1	90	AERO-S30.5-1225	53	AMIGO-1000-CBLE-115-IEC520	56	ARJ4/100	43
ACS6-40	90	AERO-S30.5-1525	53	AMIGO-1000-CBLE-230-AS3112	56	ARJ6.8/173	43
ACS6-40-1	90	AERO-S30.5-1835	53	AMIGO-1000-CBLE-230-BS1363	56	ARJ6/150	43
ACS6-42	90	AERO-S30.5-2135	53	AMIGO-1000-CBLE-230-CEE77	56	ARJ6/150SSI	43
ACS6-42-1	90	AERO-S30.5-325	53	AMIGO-1000-CBLE-230-CH2-16P	56	ARJ7/175	43
ACS6-46	90	AERO-S30.5-625	53	AMIGO-1000-CBLE-230-IECBR3	56	ARK-W/FOOT-PUMP	28
ACS6-46-1	90	AERO-S30.5-925	53	AMIGO-1000-CBLE-230-IECL620	56	ARK150-115V1PH-60HZ	28
ACS6-48	90	AERO-SI0.5-230-25M	53	AMIGO-625-SPLICEPRESS	55	ARK150-WNP-115V1PH-60HZ	31
ACS6-48-1	90	AERO-SI3-1225	53	AMIGO-625-TMPLT-08592	55	ARLPJ10/250-8STS FASTENERS	43
ACS6-52	90	AERO-SI3-1525	53	AMIGO-625-TMPLT-08593	55	ARLPJ14/350-8STS FASTENERS	43
ACS6-52-1	90	AERO-SI3-1835	53	AMIGO-625-TMPLT-08594	55	ARLPJ4/100-8STS FASTENERS	43
ACS6-54	90	AERO-SI3-2135	53	AMIGO-625-TMPLT-08595	55	ARLPJ6.8/173-8STS FASTENERS	43
ACS6-54-1	90	AERO-SI3-625	53	AMIGO-625-TMPLT-08596	55	ARLPJ6/150-8STS FASTENERS	43

Book Index By Ordering Number

Order Number	Page	Order Number	Page	Order Number	Page	Order Number	Page
ARLPJ7/175-8STS FASTENERS	43	ASLBLUE90/3	47	BR-10S-SE	102	BRP26	105
ARSH10/250	44	ASLHP60C	47	BR-14	102	BRP3	105
ARSH14/350	44	ASLHP80	47	BR-14MA	102	BRP31	105
ARSH4/100	44	ASLHP90C	47	BR-530	105	BRP59-30	105
ARSH6/150	44	AV100	49	BR-536	105	BRP59-36	105
ARSH7/175	44	AV20	49	BR-542	105	BRP59-42	105
ARSS1-10/250	44	AV250	49	BR-548	105	BRP59-48	105
ARSS1-14/350	44	AVGBNE	75	BR-560	105	BRP59-60	105
ARSS1-4/100	44	AVGBNE-500	75	BR10-BR14	102	BRP6-10AL30CB	106
ARSS1-6/150	44	AVGBNEB	75	BR101	102	BRP6-10AL36CB	106
ARSS1-7/175	44	AVGBNEB-500	75	BR103	102	BRP6-10AL42CB	106
ART-14	43	AVGWNE-500	75	BR141	102	BRP6-10AL48CB	106
ART-7	43	AVGWNEB	75	BR151	104	BRP6-10AL60CB	106
ART14-5	44	AVGWNEB-500	75	BR300	104	BRP6-10AL72CB	106
ART7-5	44	B10	74	BR359	104	BRP6-10AL84CB	106
ART7-7	44	B10S	74	BR500D	104	BRP6-10AL96CB	106
ARTK-14	43	B1B	81	BR6	102	BRP6AL-30AB	106
ARTK-7	43	B1B	98	BR6-SE-24	102	BRP6AL-36AB	106
ASL160/25	47	B2B	98	BR6-SE-30	102	BRP6AL-42AB	106
ASL160/3	47	B3B	98	BR6-SE-36	102	BRP6AL-48AB	106
ASL190/10	47	B437	49	BR6-SE-42	102	BRP6AL-60AB	106
ASL190/3	47	B43740	49	BR6E-SE-24	102	BRP6AL-72AB	106
ASL50/3	47	B43750	49	BR6E-SE-30	102	BRP6AL-84AB	106
ASL50/30	47	B43755	49	BR6E-SE-36	102	BRP6AL-96AB	106
ASL60/10	47	B43760	49	BR6E-SE-42	102	BRPS	93
ASL60/3	47	B43774	49	BR6MA-SE	102	BRPS	105
ASL60/30	47	B43774M	49	BR6S-SE-24	102	BRR-1014	104
ASL60D/10	47	BB	49	BR6S-SE-30	102	BRR-11	104
ASL60D/3	47	BB4	49	BR6S-SE-36	102	BRR-DP	104
ASL60D/30	47	BB455	49	BR6S-SE-42	102	BT-1	98
ASL60H/3	47	BBL-10	25	Brass Bushing	27	BT-1	107
ASL80H/3	47	BBL-7	25	BRP100-42	105	BV100	49
ASL90/10	47	BENCH-MOUNT-KIT-BALER-	44	BRP100-48	105	BV20	49
ASL90/3	47	SKIVER		BRP100-60	105	BV250	49
ASL90/30	47	BINDER-GAL	51	BRP100-72	105	BVGBNE-500	75
ASL90D/10	47	BINDER-PT	51	BRP10AL-30AB	106	BVGBNEB	75
ASL90D/3	47	BINDER-QT	51	BRP10AL-36AB	106	BVGBNEB-500	75
ASL90D/30	47	BLADE-10	50	BRP10AL-42AB	106	BVGWNE-500	75
ASLB50/10	47	BLADE-14	50	BRP10AL-48AB	106	BVGWNEB-500	75
ASLB50/3	47	BLADE-25-6	50	BRP10AL-60AB	106	C10	74
ASLB50/30	47	BLADE-KIT-5-BALER-SKIVER	44	BRP10AL-72AB	106	C10S	74
ASLB60/3	47	BLOCK-10	50	BRP10AL-84AB	106	C150	41
ASLB60/30	47	BLOCK-14	50	BRP10AL-96AB	106	C1C	98
ASLB90/3	47	BLOCK-6	50	BRP2	105	C2C	98
ASLB90/30	47	BN-1	40	BRP21	105	C3C	98
ASLB90D/10	47	BN-1	51	BRP22-30	105	C531	49
ASLB90D/3	47	BN-1	107	BRP22-36	105	C53150	49
ASLB90D/30	47	BR-10-SE	102	BRP22-42	105	C53155	49
ASLBLUE50/3	47	BR-10E-SE	102	BRP22-48	105	C53174	49
ASLBLUE60/3	47	BR-10MA-SE	102	BRP22-60	105	C62520	49

Book Index By Ordering Number

Order Number	Page	Order Number	Page	Order Number	Page	Order Number	Page
C62523	49	CEBC1-DRNS4A	108	CSRL8I	87	CSRLD-S-W	103
C62540	49	CEBC1/CEBC2-BAT4A	108	CSRL8I-S	87	CSRLD-W	87
C62560	49	CEBC1/CEBC2-BAT5A	108	CSRL8I-S-W	87	CSRLD-W	103
CABLE STRIPPER	18	CEBC1CPLG	108	CSRL8I-W	87	CSRLE	87
CARDING	51	CEBC2	108	CSRL8J	87	CSRLE	103
CBR6A	103	CEBC2-220	108	CSRL8J-S	87	CSRLE-S	87
CBR6A-E	103	CEBC2-DR18V	108	CSRL8J-S-W	87	CSRLE-S	103
CBR6A-E-W	103	CEBC2CLPG	108	CSRL8J-W	87	CSRLE-S-W	87
CBR6A-S	103	CLAMP KNOB COMB ASSY	46	CSRL8K	87	CSRLE-S-W	103
CBR6A-S-W	103	CLAMP-BAR-77MMBLT	58	CSRL8K-S	87	CSRLE-W	87
CBR6A-W	103	CLIPPER SCISSORS	51	CSRL8K-S-W	87	CSRLE-W	103
CBR6A-W	103	CLIPPER-HOOKGAUGE	51	CSRL8K-W	87	CSRLF	87
CBR6AA	103	CLIPS(550)	78	CSRL8L-S-W	87	CSRLF	103
CBR6AA-E	103	Cover-12	26	CSRLA	87	CSRLF-S	87
CBR6AA-E-W	103	Cover-25	26	CSRLA	103	CSRLF-S	103
CBR6AA-S	103	Cover-38	26	CSRLA-S	87	CSRLF-S-W	87
CBR6AA-S-W	103	CP1.4-035-100/BX	30	CSRLA-S	103	CSRLF-S-W	103
CBR6AA-W	103	CP1.4-040-100/BX	30	CSRLA-S-W	87	CSRLF-W	87
CBR6B	103	CP1.4-048-100/BX	30	CSRLA-S-W	103	CSRLF-W	103
CBR6B-E	103	CP1.4-050-100/BX	30	CSRLA-W	87	CSRLG	87
CBR6B-E-W	103	CP1.4-057-100/BX	30	CSRLA-W	103	CSRLG-S	87
CBR6B-E-W	103	CP1.4-063-100/BX	30	CSRLB	87	CSRLG-S-W	87
CBR6B-S	103	CP1.4-075-100/BX	30	CSRLB	103	CSRLG-S-W	103
CBR6B-S-W	103	CP1.4-090-100/BX	30	CSRLB-S	87	CSRLG-W	87
CBR6B-W	103	CP1.4-100-50/BX	30	CSRLB-S	103	CSRLG-W	103
CBR6C	103	CP1.4-115-50/BX	30	CSRLB-S-W	87	CSSP1.4X30M	21
CBR6C-S	103	CSRL8C/D	87	CSRLB-S-W	103	CSSP2.5X30M	21
CBR6C-S-W	103	CSRL8C/D-S	87	CSRLB-W	87	CUTTER-14	50
CBR6C-W	103	CSRL8C/D-S-W	87	CSRLB-W	103	CUTTER-25-6	50
CBR6C/D	103	CSRL8C/D-W	87	CSRLC	87	CUTTER-UNIBAR	51
CBR6C/D-S	103	CSRL8D	87	CSRLC	103	CV100	49
CBR6C/D-S-W	103	CSRL8D-S	87	CSRLC-S	87	CV250	49
CBR6C/D-W	103	CSRL8D-S-W	87	CSRLC-S	103	CVGBNE-300	75
CBR6D	103	CSRL8D-W	87	CSRLC-S-W	87	CVGBNEB-300	75
CBR6D-S	103	CSRL8E	87	CSRLC-S-W	103	CVGWNE-300	75
CBR6D-S-W	103	CSRL8E-S	87	CSRLC-W	87	CVGWNEB-300	75
CBR6D-W	103	CSRL8E-S-W	87	CSRLC-W	103	CW1024	74
CBR6E	103	CSRL8E-W	87	CSRLC/D	87	CW25/100	74
CBR6E-S	103	CSRL8F	87	CSRLC/D	103	CWS1024	74
CBR6E-S-W	103	CSRL8F-S	87	CSRLC/D-S	87	D750	49
CBR6E-W	103	CSRL8F-S-W	87	CSRLC/D-S	103	D75050	49
CBV-72	113	CSRL8F-W	87	CSRLC/D-S-W	87	D75060	49
CBV-84	113	CSRL8G	87	CSRLC/D-S-W	103	D75074	49
CBV-96	113	CSRL8G-S	87	CSRLC/D-W	87	DL065	19
CBV-L	113	CSRL8G-S-W	87	CSRLC/D-W	103	DL065-C	17
CBV-M	113	CSRL8G-W	87	CSRLD	87	DL065X25FT-W/5FT	18
CBV-S	113	CSRL8H	87	CSRLD	103	DL079	19
CBV-XS	113	CSRL8H-S	87	CSRLD-S	87	DL093	19
CEBC1	108	CSRL8H-S-W	87	CSRLD-S	103	DL093-C	17
CEBC1-220	108	CSRL8H-W	87	CSRLD-S-W	87	DL093X10FT-W/10FT	18

Book Index By Ordering Number

Order Number	Page	Order Number	Page	Order Number	Page	Order Number	Page
DL093X25FT-W/5FT	18	ECF	73	FGB-MD2-48/1219 BLD MTL DT	65	FGB-W3-18/457	62
DL109	19	ECFS	73	FGB-MD2-54/1372 BLD MTL DT	65	FGB-W3-24/610	62
DL109-C	17	ECFT	73	FGB-MD2-60/1524 BLD MTL DT	65	FGB-W3-30/762	62
DL125	19	EH-12	26	FGB-MD2-66/1676 BLD MTL DT	65	FGB-W3-36/914	62
DL125-C	17	EH-12-100V-50HZ	26	FGB-MD2-72/1828 BLD MTL DT	65	FGB-W3-42/1067	62
DOOR BATTERY BOX ASSY	50	EH-12-100V-60HZ	26	FGB-MD3-12/305	62	FGB-W3-48/1219	62
DR-SW	94	EH-25	26	FGB-MD3-18/457	62	FGB-W3-54/1372	62
DRIVE HANDLE 900	108	EH-25-100V-50HZ	26	FGB-MD3-24/6	62	FGB-W3-60/1524	62
DSS065	19	EH-25-100V-60HZ	26	FGB-MD3-30/762	62	FGENDPLT	62
DSS065-C	17	EH-25-230V3PH-50/60HZ	26	FGB-MD3-36/914	62	FGHEXNUT	62
DSS093	19	EH-38	26	FGB-MD3-42/1067	62	FGHRDWRKIT	62
DSS093-123	19	EH-38-100V-50HZ	26	FGB-MD3-48/1219	62	FGO-RGKIT-1	62
DSS093-246	19	EH-38-100V-60HZ	26	FGB-MD3-54/1372	62	FGO-RGKIT-32	62
DSS093-C	17	EH-38-230V3PH-50/60HZ	26	FGB-MD3-60/1524	62	FGO-RSM/1 RPL	62
DSS109	19	EPRDSS-DR	94	FGB-MDDD3-12/305	62	FGP-24/610 RPL POLE	62
DSS109-C	17	EPRDSSK-1	94	FGB-MDDD3-12/305	65	FGP-30/762 RPL POLE	62
EBC-EB	108	EPRDVS-DR	94	FGB-MDDD3-18/457	62	FGP-BL3-12	61
EBC-H	108	Face Strip Knobs	22	FGB-MDDD3-18/457	65	FGP-BL3-18	61
EBC/CEBC-BK	108	Face Strip Knobs	24	FGB-MDDD3-24/610	62	FGP-BL3-24	61
EBC1	108	FBG1	92	FGB-MDDD3-24/610	65	FGP-BL3-30	61
EBC1-220	108	FBG1	98	FGB-MDDD3-30/762	62	FGP-BL3-36	61
EBC1-220-DR	108	FBG1	104	FGB-MDDD3-30/762	65	FGP-BL3-42	61
EBC1-B	108	FBG1	107	FGB-MDDD3-36/914	62	FGP-BL3-48	61
EBC1-DR	108	FG-C-GAUGE C	62	FGB-MDDD3-36/914	65	FGP-BL3-54	61
EBC1-RK	108	FGB-BL2-12/305	62	FGB-MDDD3-42/1067	62	FGP-BL3-60	61
EBC1CLPG	108	FGB-BL2-12/305 BLD BL	65	FGB-MDDD3-42/1067	65	FGP-MD3-12	61
EBC2	108	FGB-BL2-18/457 BLD BL	65	FGB-MDDD3-48/1219	62	FGP-MD3-18	61
EBC2-220	108	FGB-BL2-24/610 BLD BL	65	FGB-MDDD3-48/1219	65	FGP-MD3-24	61
EBC2-220-DR	108	FGB-BL2-30/762 BLD BL	65	FGB-MDDD3-54/1372	62	FGP-MD3-30	61
EBC2-B	108	FGB-BL2-36/914 BLD BL	65	FGB-MDDD3-60/1524	62	FGP-MD3-36	61
EBC2-DR	108	FGB-BL2-42/1067 BLD BL	65	FGB-MDDD3S-54/1372 RPL BLD	65	FGP-MD3-42	61
EBC2-RK	108	FGB-BL2-48/1219 BLD BL	65	MDDD		FGP-MD3-48	61
EBC2CLPG	108	FGB-BL2-54/1372 BLD BL	65	FGB-MDDD3S-60/1524 RPL BLD	65	FGP-MD3-54	61
EC1-1/4	73	FGB-BL2-60/1524 BLD BL	65	MDDD		FGP-MD3-60	61
EC1-1/4-C	73	FGB-BL2-66/1676 BLD BL	65	FGB-MDDD3S-66/1676 RPL BLD	65	FGP-MDDD3-12	61
EC1-1/4-T	73	FGB-BL2-72/1828 BLD BL	65	MDDD		FGP-MDDD3-18	61
EC2	73	FGB-BL3-18/457	62	FGB-MDDD3S-72/1828 RPL BLD	65	FGP-MDDD3-24	61
EC2-C	73	FGB-BL3-24/610	62	MDDD		FGP-MDDD3-30	61
EC2-T	73	FGB-BL3-30/762	62	FGB-W2-12/305 BLD WHT	65	FGP-MDDD3-36	61
EC3	73	FGB-BL3-36/914	62	FGB-W2-18/457 BLD WHT	65	FGP-MDDD3-42	61
EC3-C	73	FGB-BL3-42/1067	62	FGB-W2-24/610 BLD WHT	65	FGP-MDDD3-48	61
EC3-T	73	FGB-BL3-48/1219	62	FGB-W2-30/762 BLD WHT	65	FGP-MDDD3-54	61
EC4	73	FGB-BL3-54/1372	62	FGB-W2-36/914 BLD WHT	65	FGP-MDDD3-60	61
EC4-C	73	FGB-BL3-60/1524	62	FGB-W2-42/1067 BLD WHT	65	FGP-MOUNT-BASE-BEARING	61
EC4-T	73	FGB-MD2-12/305 BLD MTL DT	65	FGB-W2-48/1219 BLD WHT	65	FGP-MOUNT-FLANGE-BEARING	61
EC4F	73	FGB-MD2-18/457 BLD MTL DT	65	FGB-W2-54/1372 BLD WHT	65	FGP-MOUNT-FRAME	61
EC4FT	73	FGB-MD2-24/610 BLD MTL DT	65	FGB-W2-60/1524 BLD WHT	65	FGP-MOUNT-TWO-PIECE	61
EC6	73	FGB-MD2-30/762 BLD MTL DT	65	FGB-W2-66/1676 BLD WHT	65	FGP-SECONDARY-ADAPTER-	61
EC6-C	73	FGB-MD2-36/914 BLD MTL DT	65	FGB-W2-72/1828 BLD WHT	65	BRKT	
EC6F	73	FGB-MD2-42/1067 BLD MTL DT	65	FGB-W3-12/305	62	FGP-W3-12	61

Book Index By Ordering Number

Order Number	Page	Order Number	Page	Order Number	Page	Order Number	Page
FGP-W3-18	61	FGS-MD2-48	64	FGTC-R-7.5 TRSION SPRING	66	FLSC-ISS	114
FGP-W3-24	61	FGS-MD2-54	64	FGTHSG	62	FLSCM-I	114
FGP-W3-30	61	FGS-MD2-60	64	FGTHUB	62	FLTW-L	111
FGP-W3-36	61	FGS-MD2-66	64	FGTS-20/500	62	FLTW-M	111
FGP-W3-42	61	FGS-MD2-72	64	FGTS-36/900	62	FLTW-XL	111
FGP-W3-48	61	FGS-MDDD3-12	64	FGTS-60/1500	62	FLVRL-XL	111
FGP-W3-54	61	FGS-MDDD3-18	64	FGTS-XL	62	FPD-RK	94
FGP-W3-60	61	FGS-MDDD3-24	64	FHGP18	77	FRT-1	98
FGPBSG	62	FGS-MDDD3-30	64	FHGP24	77	FSGOLD1-24	22
FGPIN	62	FGS-MDDD3-36	64	FHGP24-1	77	FSGOLD1-36	22
FGPW-36/914 RPL POLE	62	FGS-MDDD3-42	64	FHGP30	77	FSGOLD1-48	22
FGPW-42/1067 RPL POLE	62	FGS-MDDD3-48	64	FHGP30-1	77	FSGOLD1-60	22
FGPW-48/1219 RPL POLE	62	FGS-MDDD3-54	64	FHGP36	77	FSGOLD2-24	22
FGPW-54/1372 RPL POLE	62	FGS-MDDD3-60	64	FHGP36-1	77	FSGOLD2-36	22
FGPW-60/1524 RPL POLE	62	FGS-MDDD3-66	64	FHGP42	77	FSGOLD2-48	22
FGPW-66/1676 RPL POLE	62	FGS-MDDD3-72	64	FHGP42-1	77	FSGOLD2-60	22
FGPW-72/1829 RPL POLE	62	FGS-MP MNTING PL	66	FHGP48	77	FSGOLD36-24	22
FGS-B-18/457 BAR	66	FGS-PB POSIT BOLT	66	FHGP48-1	77	FSGOLD36-36	22
FGS-B-24/610 BAR	66	FGS-PP POSIT PL	66	FHGP60	77	FSGOLD36-48	22
FGS-B-30/762 BAR	66	FGS-S-102/2591 SHAFT	66	FHGP60-1	77	FSGOLD36-60	22
FGS-B-36/914 BAR	66	FGS-S-108/2743 SHAFT	66	FL-CP-I	114	FSGOLD4-1/2-24	22
FGS-B-42/1067 BAR	66	FGS-S-30/762 SHAFT	66	FL-CP-I	114	FSGOLD4-1/2-36	22
FGS-B-48/1219 BAR	66	FGS-S-36/914 SHAFT	66	FL-CP-ISS	114	FSGOLD4-1/2-48	22
FGS-B-54/1372 BAR	66	FGS-S-42/1067 SHAFT	66	FL-L	111	FSGOLD4-1/2-60	22
FGS-B-60/1524 BAR	66	FGS-S-48/1219 SHAFT	66	FL-M	111	FSGOLDG-1201	22
FGS-B-66/1676 BAR	66	FGS-S-54/1372 SHAFT	66	FL-PC-I	114	FSGOLDG-1501	22
FGS-B-72/1829 BAR	66	FGS-S-60/1524 SHAFT	66	FL-PC-ISS	114	FSGOLDG-601	22
FGS-B-78/1981 BAR	66	FGS-S-66/1676 SHAFT	66	FL-PKIT-ML	111	FSGOLDG-901	22
FGS-B-84/2134 BAR	66	FGS-S-78/1981 SHAFT	66	FL-PKIT-XL	111	FSGOLDGXL-1201	22
FGS-B-90/2286 BAR	66	FGS-S-84/2134 SHAFT	66	FL-RBI	114	FSGOLDGXL-1501	22
FGS-BL2-12	64	FGS-S-90/2286 SHAFT	66	FL-RBI	114	FSGOLDGXL-601	22
FGS-BL2-18	64	FGS-S-96/2438 SHAFT	66	FL-RPI	114	FSGOLDGXL-901	22
FGS-BL2-24	64	FGS-SB SNAP BUSHING	66	FL-RPI	114	FSK-1B	92
FGS-BL2-30	64	FGS-TA TORQUE ARM	66	FL-XL	111	FSK-1B	110
FGS-BL2-36	64	FGS-W2-12	64	FL1-1/2BNE	75	FSK-1BA	92
FGS-BL2-42	64	FGS-W2-18	64	FL11C	98	FSK-1BA	110
FGS-BL2-48	64	FGS-W2-24	64	FL1BNE	75	FSK-1C	92
FGS-BL2-54	64	FGS-W2-30	64	FL7C	81	FSK-1C	110
FGS-BL2-60	64	FGS-W2-36	64	FL7C	98	FSK-1R	92
FGS-BL2-66	64	FGS-W2-42	64	FLCK	111	FSK-1R	110
FGS-BL2-72	64	FGS-W2-48	64	FLCP	111	FSK-1S	92
FGS-BLADE-GAUGE	66	FGS-W2-54	64	FLEL-L	111	FSK-1S	110
FGS-CS SHFT COLLAR	66	FGS-W2-60	64	FLEL-M	111	FSK2-BAT5A	92
FGS-EU-MP MNTING PL	66	FGS-W2-66	64	FLELK-XL	111	FSK2-BAT5A	110
FGS-MD2-12	64	FGS-W2-72	64	FLELP	111	FSK2-DR18V	92
FGS-MD2-18	64	FGSHWKIT HARDWARE KIT	66	FLM-PC	114	FSK2-DR18V	110
FGS-MD2-24	64	FGSTNDOFFKIT-1	62	FLRLB-L	111	FSK2-F	92
FGS-MD2-30	64	FGSTNDOFFKIT-8	62	FLRLB-M	111	FSK2-FDRA	92
FGS-MD2-36	64	FGTBSG	62	FLRP	111	FSK2-FDRA	110
FGS-MD2-42	64	FGTC-L-7.5 TRSION SPRING	66	FLSC-I	114	FSK2-FM	92

Book Index By Ordering Number

Order Number	Page	Order Number	Page	Order Number	Page	Order Number	Page
FSK2-FM	110	FSMANGXL-901	23	GFSAM1&7-48	23	HITCHGD-V1-SUP-BAR-74IN	68
FSK2M	92	G005-SS-1200W-8/BX	21	GFSAM1&7-60	23	HITCHGD-V1-SUP-BAR-74IN	68
FSK2M	110	G005-SS-1500W-8/BX	21	Guide Blk Kit > 50,000	22	HITCHGD-V3-KIT-36IN	68
FSK2MP	92	G005-SS-300W-12/BX	21	Guide Blk Kit > 50,000	24	HITCHGD-V3-KIT-42IN	68
FSK2MP	110	G005-SS-600W-8/BX	21	Guide Blk Kit 3,500 – 50,000	22	HITCHGD-V3-KIT-48IN	68
FSK2MXLP	92	G005-SS-900W-8/BX	21	Guide Blk Kit 3,500 – 50,000	24	HITCHGD-V3-KIT-60IN	68
FSK2MXLP	110	G005A-SS-1200W-8/BX	21	H100	81	HITCHGD-V3-KIT-72IN	68
FSK2MXLP	92	G005A-SS-1500W-8/BX	21	HB1	81	HITCHGD-V3-MOUNT-KIT	68
FSK2MXLP	110	G005A-SS-300W-12/BX	21	HB1	98	HITCHGD-V3-MOUNT-PL	68
FSMAN1-24	23	G005A-SS-600W-8/BX	21	HB1	99	HP1	74
FSMAN1-36	23	G005A-SS-900W-8/BX	21	HB2	98	HP1	81
FSMAN1-48	23	G006-SS-1200W-8/BX	21	HB2	99	HP1	98
FSMAN1-60	23	G006-SS-1500W-8/BX	21	HB3	98	HP1	99
FSMAN1-72	23	G006-SS-300W-12/BX	21	HB3	99	HP2	98
FSMAN1-MICRO	24	G006-SS-600W-8/BX	21	HD1	73	HP2	99
FSMAN2-24	23	G006-SS-900W-8/BX	21	HD1-1/4-F	73	HP3	74
FSMAN2-36	23	G006A-SS-1200W-8/BX	21	HD1-1/4-F	74	HP3	98
FSMAN2-48	23	G006A-SS-1500W-8/BX	21	HD1-F	73	HP3	99
FSMAN2-60	23	G006A-SS-300W-12/BX	21	HD1-F	74	HPRET1	89
FSMAN2-72	23	G006A-SS-600W-8/BX	21	HD1-FS	73	HPRET2	89
FSMAN2-MICRO	24	G006A-SS-900W-8/BX	21	HD1-FS	74	HR1-12	26
FSMAN30-24	23	G008-SS-1200W-12/BOX	21	HD1S	73	HR1-12	26
FSMAN30-36	23	G008-SS-1500W-12/BOX	21	HD2	73	HR1-25	26
FSMAN30-48	23	G008-SS-300W-12/BOX	21	HITCHGD-V1-CEN-SEG 10PC	68	HR1-38	26
FSMAN30-60	23	G008-SS-600W-12/BOX	21	HITCHGD-V1-CEN-SEG 3IN	68	HR1LW95	25
FSMAN30-72	23	G008-SS-900W-12/BOX	21	HITCHGD-V1-CEN-SEG-10PC	68	HR25-12	26
FSMAN30-MICRO	24	G1/2-F	74	HITCHGD-V1-CEN-SEG-3IN	68	HR25-12	26
FSMAN36-24	23	G1/2-FS	74	HITCHGD-V1-KIT-36IN	68	HR25-25	26
FSMAN36-36	23	G3/4-F	74	HITCHGD-V1-KIT-42IN	68	HR25-38	26
FSMAN36-48	23	G3/4-FS	74	HITCHGD-V1-KIT-48IN	68	HR25LW95	25
FSMAN36-60	23	G5/8-F	74	HITCHGD-V1-KIT-60IN	68	HR2LW95	25
FSMAN36-72	23	G5/8-FS	74	HITCHGD-V1-KIT-72IN	68	HR36-12	26
FSMAN36-MICRO	24	GAUGE KEY STP MASTER	70	HITCHGD-V1-LT-END-SEG	68	HR36-12	26
FSMAN4-1/2-24	23	GAUGE KIT STP 1.5IN-3IN	70	HITCHGD-V1-LT-END-SEG	68	HR36-25	26
FSMAN4-1/2-36	23	GAUGE KIT STP 4IN-10IN	70	HITCHGD-V1-LT-SEG-5PC	68	HR36-38	26
FSMAN4-1/2-48	23	GAUGE KIT STP BRIDGE	70	HITCHGD-V1-LT-SEG-5PC	68	HR36LW95	25
FSMAN4-1/2-60	23	GC-1	51	HITCHGD-V1-MOUNT-KIT	68	HRREG-12	26
FSMAN4-1/2-72	23	GCB-50	51	HITCHGD-V1-MOUNT-PL	68	HRREG-12	26
FSMAN4-1/2-MICRO	24	GFSA00-14	24	HITCHGD-V1-RT-END-SEG	68	HRREG-25	26
FSMANG-1201	23	GFSA00-24	23	HITCHGD-V1-RT-SEG	68	HRREG-38	26
FSMANG-1501	23	GFSA00-36	23	HITCHGD-V1-RT-SEG-5PC	68	HSP3	92
FSMANG-1801	23	GFSA00-48	23	HITCHGD-V1-RT-SEG-5PC	68	HSP3	98
FSMANG-351-MICRO	24	GFSAM1&7-14	24	HITCHGD-V1-SUP-BAR-38IN	68	HSP3	104
FSMANG-601	23	GFSAGP00-36	23	HITCHGD-V1-SUP-BAR-38IN	68	HSP3	107
FSMANG-901	23	GFSAGP1&7-24	23	HITCHGD-V1-SUP-BAR-44IN	68	HW1	98
FSMANGXL-1201	23	GFSAGP1&7-36	23	HITCHGD-V1-SUP-BAR-44IN	68	HW1	99
FSMANGXL-1501	23	GFSAGP1&7-48	23	HITCHGD-V1-SUP-BAR-50IN	68	HW1 POWER WRENCH	81
FSMANGXL-1801	23	GFSAGP1&7-60	23	HITCHGD-V1-SUP-BAR-50IN	68	HW2	98
FSMANGXL-351-MICRO	24	GFSAM1&7-24	23	HITCHGD-V1-SUP-BAR-62IN	68	HW2	99
FSMANGXL-601	23	GFSAM1&7-36	23	HITCHGD-V1-SUP-BAR-62IN	68	HW3	98

Book Index By Ordering Number

Order Number	Page	Order Number	Page	Order Number	Page	Order Number	Page
HW3	99	LPGOLDREG-36	22	MARGB-7	44	MSRT8-48	91
L1-1/2-B	73	LPGOLDREG-48	22	MART-14	43	MSRT8-48-AL	91
L1-1/2-BS	73	LPGOLDREG-60	22	MART-7	43	MSRT8-60	91
L1-1/2-W	73	LPMAN1/36-24	23	MART-GBFW	44	MSRT8-60-AL	91
L1-1/2-WS	73	LPMAN1/36-24	23	MART-GBK	44	MSRT8-72	91
L1-B	73	LPMAN1/36-36	23	MART-GBPWS	44	MSRT8-72-AL	91
L1-BS	73	LPMAN1/36-36	23	MARTK-14	43	MSRT8-84	91
L1-F	73	LPMAN1/36-48	23	MARTK-7	43	MSRT8-84-AL	91
L1-W	73	LPMAN1/36-48	23	MBRT10-30-AL	104	MSRT8-96-AL	91
L1-WS	73	LPMAN1/36-60	23	MBRT10-42-AL	104	MSRT9-48	91
L1/2-F	73	LPMAN1/36-60	23	MBRT10-48-AL	104	MSRT9-48-AL	91
L1/2-FS	73	LPMAN1/36-72	23	MBRT10-60-AL	104	MSRT9-60	91
L2-B	73	LPMAN1/36-72	23	MBRT10-72-AL	104	MSRT9-60-AL	91
L2-BS	73	LPMAN1/36-MICRO	24	MBRT10-84-AL	104	MSRT9-72	91
L2-W	73	LPMAN1/36-MICRO	24	MBRT10-96-AL	104	MSRT9-72-AL	91
L2-WS	73	LPMANREG-24	23	MBRT1036-AL	104	MSRT9-84	91
L3-B	73	LPMANREG-24	23	MBRT6-30-AL	104	MSRT9-84-AL	91
L3-BS	73	LPMANREG-36	23	MBRT6-36-AL	104	MW043	19
L3-W	73	LPMANREG-36	23	MBRT6-42-AL	104	MW054	19
L3-WS	73	LPMANREG-48	23	MBRT6-48-AL	104	MW072	19
L3/4-F	73	LPMANREG-48	23	MBRT6-60-AL	104	MW090	19
L3/4-FS	73	LPMANREG-60	23	MBRT6-72-AL	104	MW090-100	19
L5/8-B	73	LPMANREG-60	23	MBRT6-84-AL	104	N054	19
L5/8-BS	73	LPMANREG-72	23	MBRT6-96-AL	104	N093	19
L5/8-F	73	LPMANREG-72	23	MBRTA-30	104	NAC-18	79
L5/8-FS	73	LPMANREG-MICRO	24	MBRTA-36	104	NAC-18	88
L5/8-W	73	LPMANREG-MICRO	24	MBRTA-42	104	NAC-18-1	79
L5/8-WS	73	LSHD-RPK	110	MBRTA-48	104	NAC-18-1	88
LACING	51	LSHD30	110	MBRTA-60	104	NAC-24	79
LASER BELT SQUARE	50	LSHD36	110	MBRTA-72	104	NAC-24	88
LG1-1/2	74	LSHD42	110	MBRTA-84	104	NAC-24-1	79
LG1-1/2-C	74	LSHD48	110	MBRTA-96	104	NAC-24-1	88
LG2	74	LSHD54	110	MDT-1	46	NAC-26	79
LG2-C	74	LSHD60	110	MDT220-1	46	NAC-26	88
LG3/4-F	74	LSHD72	110	MICROLACER	24	NAC-26-1	79
LG3/4-FS	74	LSHDB30-2	110	MSRT-30	91	NAC-26-1	88
Linear Bearing	27	LSHDB36-2	110	MSRT-30-AL	91	NAC-30	79
LP1/36-12	26	LSHDB42-2	110	MSRT-36	91	NAC-30	88
LP1/36-12	26	LSHDB48-2	110	MSRT-36-AL	91	NAC-30-1	79
LP1/36-25	26	LSHDB54-2	110	MSRT-42	91	NAC-30-1	88
LP1/36-38	26	LSHDB60-2	110	MSRT-42-AL	91	NAC-36	79
LP2-12	26	LSHDB72-2	110	MSRT-48	91	NAC-36	88
LP2-12	26	LSHDCBS	110	MSRT-48-AL	91	NAC-36-1	79
LP2-25	26	LSHDLP	110	MSRT-60	91	NAC-36-1	88
LP2-38	26	LSHDPP	110	MSRT-60-AL	91	NAC-42	79
LPGOLD1/36-24	22	LSHDS	110	MSRT-72	91	NAC-42	88
LPGOLD1/36-36	22	LW95	25	MSRT-72-AL	91	NAC-42-1	79
LPGOLD1/36-48	22	M-4	51	MSRT-84	91	NAC-42-1	88
LPGOLD1/36-60	22	M-4	107	MSRT-84-AL	91	NAC-48	79
LPGOLDREG-24	22	MARGB-14	44	MSRT-96-AL	91	NAC-48	88

Book Index By Ordering Number

Order Number	Page	Order Number	Page	Order Number	Page	Order Number	Page
NAC-48-1	79	NC-14-1	88	NC187-X	39	NCS093X5FT-W/5FT	18
NAC-48-1	88	NC-16	79	NC62-C	39	NCS1-C	39
NAC-54	79	NC-16-1	79	NC62-X	39	NCS1-X	39
NAC-54-1	79	NC-16-1	88	NCS-12	79	NCS125	19
NAC-54-1	88	NC-18	79	NCS-16	79	NCS125-C	17
NAC-60	79	NC-18	88	NCS-18	79	NCS156	19
NAC-60-1	79	NC-18-1	79	NCS-20	79	NCS156-C	17
NAC-60-1	88	NC-18-1	88	NCS-24	79	NCS187-C	39
NAC-72	79	NC-20	79	NCS-24	88	NCS187-X	39
NAC-72-1	79	NC-20-1	79	NCS-24-1	79	NCS62-C	39
NAC-72-1	88	NC-20-1	88	NCS-24-1	88	NCS62-X	39
NAC6-24	90	NC-24	79	NCS-30	79	NCS962-48-1	90
NAC6-24-1	90	NC-24	88	NCS-30	88	NCS962-54-1	90
NAC6-30	90	NC-24-1	79	NCS-30-1	79	NCS962-60-1	90
NAC6-30-1	90	NC-24-1	88	NCS-30-1	88	NCS962-72-1	90
NAC6-36	90	NC-26	79	NCS-36	79	NCS962-84-1	90
NAC6-36-1	90	NC-26	88	NCS-36	88	NCS975-48-1	90
NAC6-38	90	NC-30	79	NCS-36-1	79	NCS975-54-1	90
NAC6-38-1	90	NC-30	88	NCS-36-1	88	NCS975-60-1	90
NAC6-40	90	NC-30-1	79	NCS-42	79	NCS975-72-1	90
NAC6-40-1	90	NC-30-1	88	NCS-42	88	NCS975-84-1	90
NAC6-42	90	NC-36	79	NCS-42-1	79	NL250-C	46
NAC6-42-1	90	NC-36	88	NCS-42-1	88	NL250-X	46
NAC6-44	90	NC-36-1	79	NCS-48	79	NL350-C	46
NAC6-44-1	90	NC-36-1	88	NCS-48	88	NL350-X	46
NAC6-46	90	NC-42	79	NCS-48-1	79	NP053	19
NAC6-46-1	90	NC-42	88	NCS-48-1	88	NP053-C	17
NAC6-48	90	NC-42-1	79	NCS-54	79	NP065	19
NAC6-48-1	90	NC-42-1	88	NCS-54	88	NP065-12	18
NAC6-54	90	NC-48	79	NCS-54-1	79	NP065-C	17
NAC6-54-1	90	NC-48	88	NCS-54-1	88	NP079	19
NAC6-60	90	NC-48-1	79	NCS-60	79	NP079-C	17
NAC6-60-1	90	NC-48-1	88	NCS-60	88	NP093	19
NAC6-72	90	NC-54	79	NCS-60-1	79	NP093-12	18
NAC6-72-1	90	NC-54	88	NCS-60-1	88	NP093-C	17
NAC6-84	90	NC-54-1	79	NCS-72	79	NP109	19
NAC6-84-1	90	NC-54-1	88	NCS-72-1	79	NP109-12	18
NAC6-84-1	90	NC-54-1	88	NCS-72-1	88	NP109-C	17
NAC6-84-1	90	NC-60	79	NCS-72-1	88	NP125	19
NAC6-84-1	90	NC-60	88	NCS-C	88	NP125-12	18
NAC6-84-1	90	NC-60-1	79	NCS065	19	NP125-C	17
NAC6-84-1	90	NC-60-1	88	NCS065-C	17	NP156	19
NAC6-84-1	90	NC-72	79	NCS065X10FT-W/10FT	18	NP156-12	18
NAC6-84-1	90	NC-72	88	NCS065X25FT-W/5FT	18	NP156-C	17
NAC6-84-1	90	NC-72-1	79	NCS093	19	NS054	19
NAC6-84-1	90	NC-72-1	88	NCS093-C	17	NS093	19
NAC6-84-1	90	NC-C	79	NCS093X10FT-W/10FT	18	NUT DRIVER	104
NAC6-84-1	90	NC-C	88	NCS093X15FT-W/2FT	18	Nut Driver Roller Lacer Gold	22
NAC6-84-1	90	NC1-C	39	NCS093X25FT-W/10FT	18	Class	
NAC6-84-1	90	NC1-X	39	NCS093X25FT-W/5FT	18	NUT FLANGED M8X1,25 SS	66
NAC6-84-1	90	NC187-C	39	NCS093X50FT-W/4FT	18		

Book Index By Ordering Number

Order Number	Page	Order Number	Page	Order Number	Page	Order Number	Page
NY053	19	NYS065-2-1/4-100	18	P3P	98	P6C25/36	27
NY053-C	17	NYS065-2-100	18	P4C1	28	P6C25/36	27
NY065	19	NYS065-3-1/4-50	18	P4C1	28	P6C25/36	27
NY065-1-1/2-100	18	NYS065-3-100	18	P4C1	28	P6C25/36	27
NY065-1-1/4-100	18	NYS065-4-50	18	P4C1	28	P6C25/36	27
NY065-1-100	18	NYS065-5/8-100	18	P4C2	28	P6CLPR1M-24	27
NY065-1-3/4-100	18	NYS065-6-24	18	P4C2	28	P6CLPR1M-36	27
NY065-1-7/8-100	18	NYS065-C	17	P4C2	28	P6CLPR1M-48	27
NY065-12	18	NYS079	19	P4C2	28	P6CLPR1M-60	27
NY065-2-1/2-100	18	NYS079-C	17	P4C25/36	28	P6CLPR25M-24	27
NY065-2-1/4-100	18	NYS093	19	P4C25/36	28	P6CLPR25M-36	27
NY065-2-100	18	NYS093-12	18	P4C25/36	28	P6CLPR25M-48	27
NY065-2-3/4-100	18	NYS093-C	17	P4CLPR1	28	P6CLPR25M-60	27
NY065-3-1/2-50	18	NYS109	19	P4CLPR25	28	P6CLPR2M-24	27
NY065-3-1/4-50	18	NYS109-12	18	P4CLPR36	28	P6CLPR2M-36	27
NY065-3-100	18	NYS109-C	17	P6C1	27	P6CLPR2M-48	27
NY065-3/4-100	18	NYS125	19	P6C1	27	P6CLPR2M-60	27
NY065-4-1/2-50	18	NYS125-12	18	P6C1	27	P6CLPR36M-24	27
NY065-4-50	18	NYS125-C	17	P6C1	27	P6CLPR36M-36	27
NY065-6-24	18	NYS156	19	P6C1	27	P6CLPR36M-48	27
NY065-7/8-100	18	NYS156-12	18	P6C1	27	P6CLPR36M-60	27
NY065-C	17	NYS156-C	17	P6C1	27	P6CLPRGM-1201	27
NY079	19	ORANGE TUBING	81	P6C1	27	P6CLPRGM-1501	27
NY079-C	17	OVGBNEB-500	75	P6C1	27	P6CLPRGM-601	27
NY093	19	OVGWNE-500	75	P6C1	27	P6CLPRGM-901	27
NY093-100	19	OVGWNEB-500	75	P6C1	27	PB1	40
NY093-12	18	P1/2-F	74	P6C1	27	PCA7-300	46
NY093-123	19	P120CLPR25SPP	31	P6C1	27	PCA7-600	46
NY093-246	19	P150CLPR25SPP115V	31	P6C1	27	PDBUMP	94
NY093-C	17	P150CLPR25SPP230V	31	P6C1	27	PDCYL	94
NY109	19	P1P	74	P6C1	27	PDHANDLE	94
NY109-12	18	P1P	81	P6C2	27	PDHK	94
NY109-C	17	P1P	98	P6C2	27	PDNP	94
NY125	19	P2C1	28	P6C2	27	PDNPS	94
NY125-12	18	P2C1	28	P6C2	27	PDNSS	94
NY125-C	17	P2C1	28	P6C2	27	PDORING	94
NY156	19	P2C1	28	P6C2	27	PDPR	94
NY156-12	18	P2C2	28	P6C2	27	PDTVA	94
NY156-C	17	P2C2	28	P6C2	27	PG2	74
NYLON-PUNCH-PAD-114MM	58	P2C2	28	P6C2	27	PG3	74
NYLON-PUNCH-PAD-200MM	58	P2C2	28	P6C2	27	PLY-BL-BLADE-&-JIG-KIT	57
NYS053	19	P2C25/36	28	P6C2	27	PLY130-115V1PH60HZ	57
NYS053-C	17	P2C25/36	28	P6C2	27	PLY130-230V+N1PH50HZ	57
NYS065	19	P2C25/36	28	P6C25/36	27	PLY130-230V1PH50HZ-13	57
NYS065-1-1/2-100	18	P2CLPR1	28	P6C25/36	27	PLY130-230V1PH50HZ-16	57
NYS065-1-1/4-100	18	P2CLPR25	28	P6C25/36	27	PLY130-230V1PH60HZ	57
NYS065-1-100	18	P2CLPR36	28	P6C25/36	27	PLY130-230V1PH60HZ-15	57
NYS065-1-7/8-100	18	P2P	98	P6C25/36	27	PLY130-230V1PH60HZ-30	57
NYS065-12	18	P3/4-F	74	P6C25/36	27	PLY130-230V1PH60HZ-6-15	57
NYS065-2-1/2-100	18	P3P	74	P6C25/36	27	PLY130-230V1PH60HZ-6-20	57

Book Index By Ordering Number

Order Number	Page	Order Number	Page	Order Number	Page	Order Number	Page
PLY130-230V1PH60HZ-6-30	57	PUN-M-300	58	R5-SE-54/1350	84	RAR6-SE-48/1200	85
PLY130-230V3PH60HZ-18-20	57	PUN-M-600	58	R5-SE-60/1500	84	RAR6-SE-54/1350	85
PLY130-230V3PH60HZ-L15-20	57	PUN-M-900	58	R5-SE-72/1800	84	RAR6-SE-60/1500	85
PLY130-230V3PH60HZ-L15-30	57	PUN-M-NDX-114MM	58	R5MA-SE	84	RAR6-SE-72/1800	85
PLY130-400V+NV3PH50HZ	57	PUN-M-NDX-114MM-ARP-SDI	58	R5S	83	RAR6-SE-84/2130	85
PLY130-460V3PH60HZ-L16-20	57	PUN-M-NDX-200MM	58	R5S	92	RAR6LP-SE-42/1050	85
PLY130-460V3PH60HZ-L16-30	57	PUN-M-NYLONPAD-KIT	58	R5S-SE-18/450	84	RAR6LP-SE-46/1150	85
PLY130-BLADE	57	QDBINDER-QUART	51	R5S-SE-24/600	84	RAR6LP-SE-48/1200	85
PLY130-CART	57	R-10	25	R5S-SE-30/750	84	RAR6LP-SE-54/1350	85
PLY130-SNGL-STEP-CUT-BLADE	57	R-4	25	R5S-SE-36/900	84	RAR6LP-SE-60/1500	85
PLY130-SNGL-STEP-CUT-KIT	57	R-7	25	R5S-SE-42/1050	84	RAR6LP-SE-72/1800	85
PLY130-STEP-CUT	57	R2-12/300	83	R5S-SE-48/1200	84	RAR6LP-SE-84/2130	85
PLY130-STEP-CUT-BLADES	57	R2-18/450	83	R5S-SE-60/1500	84	RAR8-SE-48/1200	85
PLY130-STEP-CUT-GUIDE	57	R2-24/600	83	R5S-SE-72/1800	84	RAR8-SE-54/1350	85
PLY130-STEP-CUT-RETROFIT	57	R2-30/750	83	R6-SE-24/600	85	RAR8-SE-60/1500	85
PLY130-STEP-CUT-TWRENCH	57	R2-36/900	83	R6-SE-30/750	85	RAR8-SE-72/1800	85
PNEUDRIVE1	94	R2-42/1050	83	R6-SE-36/900	85	RAR8-SE-84/2130	85
POLY035X15FT-W/3	47	R2-48/1200	83	R6-SE-42/1050	85	RB-1	40
POLY047X15FT-W/3	47	R2-54/1350	83	R6-SE-46/1150	85	RB-1	44
PRL4	47	R2-60/1500	83	R6-SE-48/1200	85	RB-1	51
PRO-120TC-115V-60HZ	31	R2MA	83	R6-SE-54/1350	85	RB-1	74
PRO-120TC-230V1PH-50/60HZ	31	R2S-12/300	83	R6-SE-60/1500	85	RBP1R-L	112
PSRD-AH	94	R2S-18/450	83	R6-SE-72/1800	85	RBP1R-M	112
PTAH	94	R2S-24/600	83	R6-SE-84/2130	85	RBP1R-S	112
PTEZ-18	112	R2S-30/750	83	R9	86	RBP1R-XL	112
PTEZ-24	112	R2S-36/900	83	R9S-SE-48/1200	85	RBP1S-L	112
PTEZ-30	112	R2S-42/1050	83	R9S-SE-54/1350	85	RBP1S-M	112
PTEZ-36	112	R2S-48/1200	83	R9S-SE-60/1500	85	RBP1S-S	112
PTEZ-42	112	R2S-54/1350	83	R9S-SE-72/1800	85	RBP1S-XL	112
PTEZ-48	112	R2S-60/1500	83	R9S-SE-84-2130	85	RBPRET	112
PTL1	25	R2T	83	RAR5-1/2-SE-24/600	84	RBP1R-L	112
PTL25	25	R2T-AI	83	RAR5-1/2-SE-30/750	84	RBP1R-M	112
PTL30	25	R5-1/2-SE-18/450	84	RAR5-1/2-SE-36/900	84	RBP1R-S	112
PTRD-DR	94	R5-1/2-SE-24/600	84	RAR5-1/2-SE-42/1050	84	RBP1R-XL	112
PTRD-RS	94	R5-1/2-SE-30/750	84	RAR5-1/2-SE-46/1150	84	RBPSR-L	112
PTRDK	94	R5-1/2-SE-36/900	84	RAR5-1/2-SE-48/1200	84	RBPSR-M	112
PUN-B-50x18x31BIAS-600	58	R5-1/2-SE-42/1050	84	RAR5-1/2-SE-54/1350	84	RBPSR-S	112
PUN-B-50x18x31BIAS-900	58	R5-1/2-SE-48/1200	84	RAR5-1/2-SE-60/1500	84	RBPSR-XL	112
PUN-B-50x20-300	58	R5-1/2-SE-54/1350	84	RAR5-1/2-SE-72/1800	84	Return Springs	28
PUN-B-50x20-600	58	R5-1/2-SE-60/1500	84	RAR5-SE-24/600	84	RL Carrying Strap	22
PUN-B-50x20-900	58	R5-1/2-SE-72/1800	84	RAR5-SE-26/650	84	RL-24	23
PUN-B-50X18X31BIAS-300	58	R5-1/2MA-SE	84	RAR5-SE-30/750	84	RL-36	23
PUN-B-70x15-300	58	R5-R5-1/2-RAR6LP-BR10	86	RAR5-SE-36/900	84	RL-48	23
PUN-B-70x15-600	58	R5-SE-18/450	84	RAR5-SE-42/1050	84	RL-60	23
PUN-B-70x15-900	58	R5-SE-24/600	84	RAR5-SE-48/1200	84	RL-72	23
PUN-B-80x20-300	58	R5-SE-26/650	84	RAR5-SE-54/1350	84	RL-G24	22
PUN-B-80x20-600	58	R5-SE-30/750	84	RAR5-SE-60/1500	84	RL-G24	22
PUN-B-80x20-900	58	R5-SE-36/900	84	RAR5-SE-72/1800	84	RL-G24	22
PUN-B-80x20x113BIAS-600	58	R5-SE-42/1050	84	RAR6-SE-42/1050	85	RL-G36	22
PUN-B-80x20x113BIAS-900	58	R5-SE-48/1200	84	RAR6-SE-46/1150	85	RL-G36	22

Book Index By Ordering Number

Order Number	Page	Order Number	Page	Order Number	Page	Order Number	Page
RL-G36	22	RS125SJ14SS	38	RS187SJ24/600NCS	38	RS62SJ60NCS	38
RL-G48	22	RS125SJ16/400NCS	38	RS187SJ24/600SS	38	RS62SJ60SS	38
RL-G48	22	RS125SJ16/400SS	38	RS187SJ30/750NCS	38	RS62SJ72NCS	38
RL-G48	22	RS125SJ18/450NCS	38	RS187SJ30/750SS	38	RSAS-1	39
RL-G60	22	RS125SJ18/450SS	38	RS187SJ36/900NCS	38	RSC187	40
RL-G60	22	RS125SJ20/500NCS	38	RS187SJ36/900SS	38	RSC187-12	40
RL-G60	22	RS125SJ20/500SS	38	RS187SJ42NCS	38	RSC187-24	40
RLr-Lacer-Gold-Hndl-Covr-Kit	22	RS125SJ24/600NCS	38	RS187SJ42SS	38	RSC187-4	40
ROLLER-SLIDER	53	RS125SJ24/600SS	38	RS187SJ48NCS	38	RSC187-6	40
RP1C	99	RS125SJ30/750NCS	38	RS187SJ48SS	38	RSTK4-12	39
RP1C	99	RS125SJ30/750SS	38	RS187SJ60NCS	38	RSTK4-6	39
RP1C-RRK	99	RS125SJ36/900NCS	38	RS187SJ60SS	38	RT-5/8	98
RP1E	99	RS125SJ36/900SS	38	RS187SJ72NCS	38	RTBS	40
RP1ES	99	RS125SJ42NCS	38	RS187SJ72SS	38	RTBS	51
RP2C	99	RS125SJ42SS	38	RS62J12/300NC	38	RTBS Rough Top Skiver	55
RP2C	99	RS125SJ48NCS	38	RS62J12/300SP	38	RTBS Rough Top Skiver	56
RP2C-RRK	99	RS125SJ48SS	38	RS62J16/400NC	38	RTG-2	98
RP2E	99	RS125SJ60NCS	38	RS62J18/450NC	38	S100B	46
RP2ES	99	RS125SJ60SS	38	RS62J18/450SP	38	S125	41
RS-GOLD-DA	40	RS125SJ72NCS	38	RS62J20/500NC	38	S150B	46
RS-GOLD-DRIVER	40	RS125SJ72SS	38	RS62J20/500SP	38	S187	41
RS125J10NC	38	RS187J12/300NC	38	RS62J24/600NC	38	S1S	81
RS125J12/300NC	38	RS187J16/400NC	38	RS62J24/600SP	38	S1S	98
RS125J14NC	38	RS187J18/450NC	38	RS62J30/750NC	38	S2S	98
RS125J16/400NC	38	RS187J18/450SP	38	RS62J30/750SP	38	S3S	98
RS125J16/400SP	38	RS187J20/500NC	38	RS62J36/900NC	38	SAATR	94
RS125J18/450NC	38	RS187J20/500SP	38	RS62J36/900SP	38	SC-18	88
RS125J18/450SP	38	RS187J24/600NC	38	RS62J42NC	38	SC-24	79
RS125J20/500NC	38	RS187J24/600SP	38	RS62J42SP	38	SC-24	88
RS125J20/500SP	38	RS187J30/750NC	38	RS62J48NC	38	SC-24-1	79
RS125J24/600NC	38	RS187J30/750SP	38	RS62J48SP	38	SC-24-1	88
RS125J24/600SP	38	RS187J36/900NC	38	RS62J60NC	38	SC-26	79
RS125J30/750NC	38	RS187J36/900SP	38	RS62J60SP	38	SC-30	79
RS125J30/750SP	38	RS187J42NC	38	RS62J72NC	38	SC-30	88
RS125J36/900NC	38	RS187J42SP	38	RS62J72SP	38	SC-30-1	79
RS125J36/900SP	38	RS187J48NC	38	RS62MJ24/600MS	38	SC-30-1	88
RS125J42NC	38	RS187J48SP	38	RS62SJ12/300NCS	38	SC-36	79
RS125J42SP	38	RS187J4NC	38	RS62SJ12/300SS	38	SC-36	88
RS125J48NC	38	RS187J60NC	38	RS62SJ18/450NCS	38	SC-36-1	79
RS125J48SP	38	RS187J60SP	38	RS62SJ18/450SS	38	SC-36-1	88
RS125J4NC	38	RS187J72NC	38	RS62SJ20/500SS	38	SC-42	79
RS125J60NC	38	RS187J72SP	38	RS62SJ24/600NCS	38	SC-42	88
RS125J60SP	38	RS187SJ12/300NCS	38	RS62SJ24/600SS	38	SC-42-1	79
RS125J72NC	38	RS187SJ12/300SS	38	RS62SJ30/750NCS	38	SC-42-1	88
RS125J72SP	38	RS187SJ16/400NCS	38	RS62SJ30/750SS	38	SC-48	79
RS125MJ24/600MS	38	RS187SJ16/400SS	38	RS62SJ36/900NCS	38	SC-48	88
RS125SJ10NCS	38	RS187SJ18/450NCS	38	RS62SJ36/900SS	38	SC-48-1	79
RS125SJ12/300NCS	38	RS187SJ18/450SS	38	RS62SJ42SS	38	SC-48-1	88
RS125SJ12/300SS	38	RS187SJ20/500NCS	38	RS62SJ48NCS	38	SC-54	88
RS125SJ14NCS	38	RS187SJ20/500SS	38	RS62SJ48SS	38	SC-54-1	88

Book Index By Ordering Number

Order Number	Page	Order Number	Page	Order Number	Page	Order Number	Page
SC-60	88	SKIVER-BALERBELT-7IN	44	SP62-72	39	SR9-72-AL	93
SC-60-1	88	SKIVER-BALERBELT-7IN	50	SR-50	83	SR9-84-AL	93
SC-72-1	88	SL5-1	91	SR-50	92	SR9-96-AL	93
SC6-36	89	SL5-1	98	SR-50	104	SR900	91
SC6-38	89	SL5-1	104	SR-CB	91	SR91-AL	93
SC6-38-1	89	SL5-1	107	SR-CBNS	93	SR947	93
SC6-40	89	SLP5-1	91	SR2-30	93	SRA	83
SC6-40-1	89	SLP5-1	98	SR2-30-AL	93	SRA	86
SC6-42	89	SLP5-1	104	SR2-36	93	SRA	103
SC6-42-1	89	SLP5-1	107	SR2-36-AL	93	SRA-100	83
SC6-44-1	89	SM054	19	SR2-42	93	SRA-100	86
SC6-46	89	SM093	19	SR2-42-AL	93	SRA-100	103
SC6-46-1	89	SMART-LOCK	51	SR2-48	93	SRA-2M	83
SC6-48	89	SMART-LOCK-KIT	51	SR2-48-AL	93	SRA-2M	86
SC6-48-1	89	SMARTCLAMP	50	SR2-60	93	SRA-2M	103
SC6-54	89	SMS040	19	SR2-60-AL	93	SRA-E	83
SC6-54-1	89	SMS054	19	SR2-72	93	SRA-E-W	83
SC6-60	89	SMS093	19	SR2-72-AL	93	SRA-S	83
SC6-60-1	89	SMSC065	19	SR2-84	93	SRA-S	86
SC6-72	89	SMSC093	19	SR2-84-AL	93	SRA-S	103
SC6-72-1	89	SP1-16/400	39	SR2-96-AL	93	SRA-S-2M	83
SC6-84	89	SP1-18/450	39	SR22SAAL	93	SRA-S-2M	86
SC6-84-1	89	SP1-20	39	SR22SAE	93	SRA-S-2M	103
SC932-18-1	89	SP1-24/600	39	SR22SAM	93	SRA-S-W-2M	83
SC932-24-1	89	SP1-30/750	39	SR23	93	SRA-W-2M	83
SC932-30	89	SP1-36/900	39	SR24	93	SRAA	83
SC932-30-1	89	SP1-42	39	SR24-AL	93	SRAA	103
SC932-36	89	SP1-48	39	SR25	93	SRAA-100	83
SC932-36-1	89	SP1-60	39	SR25-AL	93	SRAA-100	103
SC932-38	89	SP1-72	39	SR26	83	SRAA-2M	83
SC932-40	89	SP2-18/450	39	SR27SAAL	93	SRAA-2M	103
SC932-40-1	89	SP2-20	39	SR27SAE	93	SRAA-E	83
SC932-42	89	SP2-24/600	39	SR27SAM	93	SRAA-E-W	83
SC932-42-1	89	SP2-30/750	39	SR5-1	92	SRAA-S	83
SC932-44	89	SP2-36/900	39	SR5-7	83	SRAA-S	103
SC932-44-1	89	SP2-42	39	SR5-7	92	SRAA-S-2M	83
SC932-46	89	SP2-48	39	SR700	91	SRAA-S-2M	103
SC932-46-1	89	SP2-60	39	SR747	93	SRAA-S-W-2M	83
SC932-48	89	SP2-72	39	SR747-AL	93	SRAA-W-2M	83
SC932-48-1	89	SP62-12/300	39	SR757	93	SRB	83
SC932-54	89	SP62-16/400	39	SR759	91	SRB	86
SC932-54-1	89	SP62-18/450	39	SR759	104	SRB	103
SC932-60	89	SP62-20	39	SR759-2	91	SRB-100	83
SC932-60-1	89	SP62-24/600	39	SR800	91	SRB-100	86
SC932-72-1	89	SP62-30/750	39	SR859-8	91	SRB-100	103
SCRE HEX M8-1.25X35	66	SP62-36/900	39	SR9-30-AL	93	SRB-2M	83
SCRE HEX M8-1.25X45	66	SP62-42	39	SR9-36-AL	93	SRB-2M	86
SHARPENING STONE	92	SP62-48	39	SR9-42-AL	93	SRB-2M	103
SHARPENING STONE	110	SP62-54	39	SR9-48-AL	93	SRB-E	83
SHIM-KIT-5-BALER-SKIVER	44	SP62-60	39	SR9-60-AL	93	SRB-E-W	83

Book Index By Ordering Number

Order Number	Page	Order Number	Page	Order Number	Page	Order Number	Page
SRB-S	83	SRF-S-2M	103	SS1-16/400	39	SSC-48	88
SRB-S	86	SRG	86	SS1-18/450	39	SSC-48-1	79
SRB-S	103	SRG	103	SS1-20	39	SSC-48-1	88
SRB-S-2M	83	SRG-2M	86	SS1-24/600	39	SSC-54	88
SRB-S-2M	86	SRG-2M	103	SS1-30/750	39	SSC-54-1	88
SRB-S-2M	103	SRG-S	86	SS1-36/900	39	SSC-60	88
SRB-S-W-2M	83	SRG-S	103	SS1-42	39	SSC-60-1	88
SRB-W-2M	83	SRG-S-2M	86	SS1-48	39	SSC-72-1	88
SRC	86	SRG-S-2M	103	SS1-60	39	SSC932-18-1	89
SRC	103	SRH	86	SS1-72	39	SSC932-24-1	89
SRC-100	86	SRH	103	SS2-18/450	39	SSC932-30	89
SRC-100	103	SRH-2M	86	SS2-20	39	SSC932-30-1	89
SRC-2M	86	SRH-2M	103	SS2-24/600	39	SSC932-36	89
SRC-2M	103	SRH-S	86	SS2-30/750	39	SSC932-36-1	89
SRC-S	86	SRH-S	103	SS2-36/900	39	SSC932-38	89
SRC-S	103	SRH-S-2M	86	SS2-42	39	SSC932-38-1	89
SRC-S-2M	86	SRH-S-2M	103	SS2-48	39	SSC932-40	89
SRC-S-2M	103	SRI	86	SS2-60	39	SSC932-40-1	89
SRC/D	86	SRI	103	SS2-72	39	SSC932-42	89
SRC/D	103	SRI-2M	86	SS62-12/300	39	SSC932-42-1	89
SRC/D-2M	86	SRI-2M	103	SS62-16/400	39	SSC932-44	89
SRC/D-2M	103	SRI-S	86	SS62-18/450	39	SSC932-44-1	89
SRC/D-S	86	SRI-S	103	SS62-20	39	SSC932-46	89
SRC/D-S	103	SRI-S-2M	86	SS62-24/600	39	SSC932-46-1	89
SRC/D-S-2M	86	SRI-S-2M	103	SS62-30/750	39	SSC932-48	89
SRC/D-S-2M	103	SRJ	86	SS62-36/900	39	SSC932-48-1	89
SRD	86	SRJ	103	SS62-42	39	SSC932-54	89
SRD	103	SRJ-S	86	SS62-48	39	SSC932-54-1	89
SRD-2M	86	SRJ-S	103	SS62-54	39	SSC932-60	89
SRD-2M	103	SRJ-S-2M	86	SS62-60	39	SSC932-60-1	89
SRD-S	86	SRJ-S-2M	103	SS62-72	39	SSC932-72-1	89
SRD-S	103	SRK	86	SSC-18	88	ST-28	40
SRD-S-2M	86	SRK	103	SSC-24	79	ST3-13	41
SRD-S-2M	103	SRK-S	86	SSC-24	88	ST3-14	41
SRE	86	SRK-S	103	SSC-24-1	79	ST3-15-6	41
SRE	103	SRK-S-2M	86	SSC-24-1	88	ST3-3	41
SRE-2M	86	SRK-S-2M	103	SSC-30	79	ST3-9	41
SRE-2M	103	SRL-S	86	SSC-30	88	ST4-16	41
SRE-S	86	SRL-S	103	SSC-30-1	79	ST4-21	41
SRE-S	103	SRL-S-2M	86	SSC-30-1	88	ST4-21H	41
SRE-S-2M	86	SRL-S-2M	103	SSC-36	79	ST4-5	41
SRE-S-2M	103	SRPS-AL	93	SSC-36	88	ST4-8	41
SRF	86	SRTA-30	92	SSC-36-1	79	ST4-8H	41
SRF	103	SRTA-36	92	SSC-36-1	88	ST5-16	41
SRF-2M	86	SRTA-42	92	SSC-42	79	ST5-3	41
SRF-2M	103	SRTA-48	92	SSC-42	88	ST5-3	44
SRF-S	86	SRTA-60	92	SSC-42-1	79	ST5-5	40
SRF-S	103	SRTA-72	92	SSC-42-1	88	ST5-5	41
SRF-S-2M	86	SRTA-84	92	SSC-48	79	ST6-9	40

Book Index By Ordering Number

Order Number	Page	Order Number	Page	Order Number	Page	Order Number	Page
ST7-5	40	TGB-2.5/64-1.5/1-60/1524	70	TGB-6/152-5/B-48/1219	69	TGB-SEG-END-2 2 IN END SEG	71
ST8-C	40	TGB-2/51-1/1-24/610	70	TGB-6/152-5/B-60/1524	69	TGB-SEG-END-3 3 IN END SEG	71
STP-WIDE-FLANGE-BRACKET	71	TGB-2/51-1/1-36/914	70	TGB-7/178-2/5-24/610	69	TGB-SEG-END-4 4 IN END SEG	71
T-1-1/2BNIB	75	TGB-2/51-1/1-42/1067	70	TGB-7/178-2/5-36/914	69	TGB-SEG-END-5 5 IN END SEG	71
T-1-1/2WNIB	75	TGB-2/51-1/1-48/1219	70	TGB-7/178-2/5-42/1067	69	TOOL BOX 36	92
T-1BNIB	75	TGB-2/51-1/1-60/1524	70	TGB-7/178-2/5-48/1219	69	TOOL BOX 48	92
T-1WNIB	75	TGB-3/76-1.5/1.5-24/610	70	TGB-7/178-2/5-60/1524	69	TOOL BOX 60	92
T-2BNIB	75	TGB-3/76-1.5/1.5-36/914	70	TGB-7/178-3/4-24/610	69	TOOL BOX STK	39
T-2WNIB	75	TGB-3/76-1.5/1.5-42/1067	70	TGB-7/178-3/4-36/914	69	TUG6-36-AL	109
T-3BNIB	75	TGB-3/76-1.5/1.5-48/1219	70	TGB-7/178-3/4-42/1067	69	TUG6-42-AL	109
T2W	100	TGB-3/76-1.5/1.5-60/1524	70	TGB-7/178-3/4-48/1219	69	TUG6-48-AL	109
T2WS72	100	TGB-3/76-2/B-24/610	69	TGB-7/178-3/4-60/1524	69	TUG6-54-AL	109
TARGET	50	TGB-3/76-2/B-36/914	69	TGB-8/203-3/5-24/610	69	TUG6-60-AL	109
TG-BAR-24/610 RPL BAR	71	TGB-3/76-2/B-42/1067	69	TGB-8/203-3/5-36/914	69	TUG6-72-AL	109
TG-BAR-36/914 RPL BAR	71	TGB-3/76-2/B-48/1219	69	TGB-8/203-3/5-42/1067	69	TUG6B-12-AL	109
TG-BAR-42/1067 RPL BAR	71	TGB-3/76-2/B-60/1524	69	TGB-8/203-3/5-48/1219	69	TUG6B-36-AL	109
TG-BAR-48/1219 RPL BAR	71	TGB-4/102-2/2-24/610	69	TGB-8/203-3/5-60/1524	69	TUG6B-42-AL	109
TG-BAR-60/1524 RPL BAR	71	TGB-4/102-2/2-36/914	69	TGB-8/203-4/4-24/610	69	TUG6B-48-AL	109
TG-MTG-BRKT MNTG BRAC	71	TGB-4/102-2/2-42/1067	69	TGB-8/203-4/4-36/914	69	TUG6B-54-AL	109
TG-MTG-BRKT-DUALSLOT	71	TGB-4/102-2/2-48/1219	69	TGB-8/203-4/4-42/1067	69	TUG6B-60-AL	109
TG-MTG-BRKT-LONGDROP	71	TGB-4/102-2/2-60/1524	69	TGB-8/203-4/4-48/1219	69	TUG6B-72-AL	109
TG-MTG-BRKT-LOWPRO	71	TGB-4/102-3/B-24/610	69	TGB-8/203-4/4-60/1524	69	TUG6C	109
TG-SBAR-60/1524	70	TGB-4/102-3/B-36/914	69	TGB-9/229-4/5-24/610	69	TUG6E	109
TGB-1.5-3.0-ANGLE-BRKT	71	TGB-4/102-3/B-42/1067	69	TGB-9/229-4/5-36/914	69	TUG6P-36-AL	109
TGB-1.5-3.0-IN-GAP-MTNG	71	TGB-4/102-3/B-48/1219	69	TGB-9/229-4/5-42/1067	69	TUG6P-42-AL	109
TGB-1.5-3.0-VERT-SUPPT-BRKT	71	TGB-4/102-3/B-60/1524	69	TGB-9/229-4/5-48/1219	69	TUG6P-48-AL	109
TGB-1.5/38-.75/75-24/610	70	TGB-5/127-2/3-24/610	69	TGB-9/229-4/5-60/1524	69	TUG6P-54-AL	109
TGB-1.5/38-.75/75-36/914	70	TGB-5/127-2/3-36/914	69	TGB-BRIDGE SEG-CEN	71	TUG6P-60-AL	109
TGB-1.5/38-.75/75-42/1067	70	TGB-5/127-2/3-42/1067	69	TGB-BRIDGE SEG-END	71	TUG6P-72-AL	109
TGB-1.5/38-.75/75-48/1219	70	TGB-5/127-2/3-48/1219	69	TGB-EXT-ALUM-BAR-24/610	71	TUG6S	109
TGB-1.5/38-.75/75-60/1524	70	TGB-5/127-2/3-60/1524	69	TGB-EXT-ALUM-BAR-36/914	71	TUG8-36-AL	109
TGB-1.75/44-1/75-24/610	70	TGB-5/127-4/B-24/610	69	TGB-EXT-ALUM-BAR-42/1067	71	TUG8-42-AL	109
TGB-1.75/44-1/75-36/914	70	TGB-5/127-4/B-36/914	69	TGB-EXT-ALUM-BAR-48/1219	71	TUG8-48-AL	109
TGB-1.75/44-1/75-42/1067	70	TGB-5/127-4/B-42/1067	69	TGB-EXT-ALUM-BAR-60/1524	71	TUG8-54-AL	109
TGB-1.75/44-1/75-48/1219	70	TGB-5/127-4/B-48/1219	69	TGB-MTG-BRKT-BACKPLATE	71	TUG8-60-AL	109
TGB-1.75/44-1/75-60/1524	70	TGB-5/127-4/B-60/1524	69	TGB-MTG-BRKT-TOPSLOT	71	TUG8-72-AL	109
TGB-10/254-5/5-24/610	69	TGB-6/152-2/4-24/610	69	TGB-MTG-KIT-SOLIDMOUNT	71	TUG8-84-AL	109
TGB-10/254-5/5-36/914	69	TGB-6/152-2/4-36/914	69	TGB-MTG-KIT-XLNGSSLOT	71	TUG8-96-AL	109
TGB-10/254-5/5-42/1067	69	TGB-6/152-2/4-42/1067	69	TGB-SEG-CEN-.75/19MM	71	TUG8B-36-AL	109
TGB-10/254-5/5-48/1219	69	TGB-6/152-2/4-48/1219	69	TGB-SEG-CEN-1.5/38MM	71	TUG8B-36-AL	109
TGB-10/254-5/5-60/1524	69	TGB-6/152-2/4-60/1524	69	TGB-SEG-CEN-1/25MM	71	TUG8B-42-AL	109
TGB-2.25/57-1.5/75-24/610	70	TGB-6/152-3/3-24/610	69	TGB-SEG-CEN-2 2 IN SEG	71	TUG8B-48-AL	109
TGB-2.25/57-1.5/75-36/914	70	TGB-6/152-3/3-36/914	69	TGB-SEG-CEN-2.5PC 5 PCS	71	TUG8B-54-AL	109
TGB-2.25/57-1.5/75-48/1219	70	TGB-6/152-3/3-42/1067	69	TGB-SEG-CEN-3 3 IN SEG	71	TUG8B-60-AL	109
TGB-2.25/57-1.5/75-60/1524	70	TGB-6/152-3/3-48/1219	69	TGB-SEG-CEN-3.5PC 5 PCS	71	TUG8B-72-AL	109
TGB-2.5/64-1.5/1-24/610	70	TGB-6/152-3/3-60/1524	69	TGB-SEG-CEN-4 4 IN SEG	71	TUG8B-84-AL	109
TGB-2.5/64-1.5/1-36/914	70	TGB-6/152-5/B-24/610	69	TGB-SEG-CEN-4.5PC 5 PCS	71	TUG8B-96-AL	109
TGB-2.5/64-1.5/1-42/1067	70	TGB-6/152-5/B-36/914	69	TGB-SEG-CEN-5 5 IN SEG	71	TUG8C	109
TGB-2.5/64-1.5/1-48/1219	70	TGB-6/152-5/B-42/1067	69	TGB-SEG-CEN-5.5PC 5 PCS	71	TUG8E	109

Book Index By Ordering Number

Order Number	Page	Order Number	Page	Order Number	Page
TUG8P-36-AL	109	U4C24	15	UX1SPS24	15
TUG8P-42-AL	109	U4S12	15	UX1SPS6	15
TUG8P-48-AL	109	U4S24	15	UX1SPSS12	16
TUG8P-54-AL	109	U4SS12	16	UX1SPSS24	16
TUG8P-60-AL	109	U4SS24	16	UX1SPSS6	16
TUG8P-72-AL	109	U5C12	15	UX1SS12	16
TUG8P-84-AL	109	U5C12NP	16	UX1SS24	16
TUG8P-96-AL	109	U5C24	15	UX1SS6	16
TUG8S	109	U5S12	15	VBK-72	113
TUGH	109	U5S24	15	VBK-84	113
U2C12	15	U5SS12	16	VBK-96	113
U2C12NP	16	U6C12	15	VBK-L	113
U2C24	15	U6C12NP	16	VBK-M	113
U2S12	15	U6S12	15	VBK-S	113
U2S24	15	U6S24	15	VBK-XS	113
U2SPC12	15	U6SS12	16	VUBK-72	113
U2SPS12	15	U7S12	15	VUBK-84	113
U2SPS24	15	UA2SS12	16	VUBK-96	113
U2SS12	16	UA3SS12	16	VUBK-L	113
U2SS24	16	UCM36LLSPSS12	16	VUBK-M	113
U3-1C12	15	UCM36LLSPSS24	16	VUBK-S	113
U3-1C24	15	UCM36LLSS12	16	VUBK-XS	113
U3-1C6	15	UCM36LLSS24	16	XPSS-40	89
U3-1RHTS12	15	UCM36LPSS12	16		
U3-1RHTS24	15	UCM36LPSS24	16		
U3-1S12	15	UCM36SLSPSS12	16		
U3-1S24	15	UCM36SLSPSS24	16		
U3-1S6	15	UCM36SLXSPSS12	16		
U3-2C12	15	UCM36SLXSPSS24	16		
U3-2C24	15	UCM36SPSS12	16		
U3-2C6	15	UCM36SPSS24	16		
U3-2RHTS12	15	UCM36SS12	16		
U3-2RHTS24	15	UCM36SS24	16		
U3-2S12	15	UCM36XSPSS12	16		
U3-2S24	15	UCM36XSPSS24	16		
U3-2S6	15	Urethane Strip	22		
U3-RHTS12	15	Urethane Strip	24		
U3-RHTS24	15	UX1LLS12	15		
U3C12	15	UX1LLS24	15		
U3C12NP	16	UX1LLSPS12	15		
U3C24	15	UX1LLSPS24	15		
U3C6	15	UX1LLSPSS12	16		
U3S12	15	UX1LLSPSS24	16		
U3S24	15	UX1LLSS12	16		
U3S6	15	UX1LLSS24	16		
U3SS12	16	UX1S12	15		
U3SS24	16	UX1S24	15		
U4C12	15	UX1S6	15		
U4C12NP	16	UX1SPS12	15		

Book Index By Item Code

Item Code	Page	Item Code	Page	Item Code	Page	Item Code	Page	Item Code	Page	Item Code	Page	Item Code	Page	Item Code	Page	Item Code	Page
01125	15	01338	15	01818	13	01952	14	02133	10	02221	8	02352	8	02607	17	02727	19
01126	15	01340	16	01821	13	01954	14	02139	10	02223	7	02353	8	02611	18	02731	19
01137	15	01342	16	01828	14	01958	14	02140	10	02225	8	02355	7	02613	19	02732	17
01138	15	01350	51	01831	9	01963	14	02141	10	02227	8	02363	7	02614	17	02736	19
01143	15	01350	107	01833	14	01970	14	02143	11	02232	7	02365	7	02619	18	02737	17
01144	15	01351	15	01835	14	01975	14	02144	11	02233	7	02367	8	02621	19	02738	19
01178	15	01352	15	01837	14	01977	14	02145	11	02234	8	02368	8	02622	17	02742	19
01179	15	01353	16	01839	14	01985	13	02146	11	02239	11	02370	8	02625	18	02743	17
01183	15	01354	16	01841	14	01987	13	02147	11	02240	11	02378	12	02627	19	02744	19
01184	15	01355	15	01843	14	01990	13	02149	10	02242	10	02379	12	02628	17	02750	19
01188	16	01356	15	01845	14	01993	13	02150	10	02243	10	02380	12	02629	19	02751	17
01189	16	01357	16	01846	9	02006	13	02154	7	02267	10	02381	12	02630	19	02755	19
01193	16	01358	16	01847	9	02008	13	02155	7	02268	10	02382	12	02631	19	02756	17
01194	16	01359	15	01848	9	02010	13	02157	8	02269	10	02383	12	02632	18	02761	19
01230	15	01360	15	01849	9	02012	13	02158	8	02272	11	02384	12	02633	18	02762	17
01231	15	01361	15	01853	9	02072	10	02159	8	02274	11	02385	12	02634	18	02766	19
01250	15	01362	15	01854	9	02073	10	02161	7	02275	11	02386	12	02635	18	02767	17
01251	15	01363	15	01859	14	02075	10	02164	8	02278	10	02397	8	02636	18	02769	19
01254	15	01364	15	01861	14	02076	10	02168	7	02283	10	02429	7	02637	18	02770	19
01255	15	01385	16	01862	14	02079	11	02169	7	02284	10	02432	7	02638	18	02771	19
01258	16	01732	14	01864	14	02080	11	02170	8	02285	10	02574	18	02639	18	02772	19
01279	15	01739	14	01867	14	02081	11	02171	8	02287	11	02576	18	02640	18	02773	19
01283	15	01744	14	01871	14	02082	11	02172	8	02288	11	02577	18	02641	18	02775	19
01292	16	01746	13	01876	14	02083	11	02173	7	02289	11	02578	18	02642	18	02777	19
01293	16	01748	13	01879	14	02084	11	02175	8	02294	8	02579	18	02643	18	02779	19
01294	15	01752	13	01884	14	02089	10	02182	7	02295	7	02580	18	02644	18	02781	19
01301	15	01754	13	01887	14	02090	10	02183	7	02300	7	02581	18	02645	19	02783	19
01305	15	01764	13	01888	14	02100	10	02185	8	02301	7	02582	18	02646	19	02784	19
01308	16	01766	13	01891	14	02101	10	02186	8	02303	8	02583	18	02648	19	02787	19
01309	16	01771	14	01895	14	02102	10	02187	8	02304	8	02584	18	02649	17	02788	19
01312	16	01772	13	01898	14	02103	10	02189	7	02305	8	02585	18	02650	18	02789	19
01313	16	01774	13	01907	14	02104	11	02191	8	02307	7	02586	18	02651	19	02790	19
01314	16	01786	14	01911	14	02105	11	02193	8	02310	8	02587	18	02652	17	02791	19
01315	16	01793	14	01917	14	02106	11	02195	8	02316	7	02588	18	02656	18	02826	17
01317	16	01795	14	01920	14	02110	11	02196	7	02323	7	02589	18	02657	19	02830	17
01318	16	01798	14	01924	14	02111	11	02197	7	02326	8	02590	18	02658	17	02832	18
01319	16	01803	14	01926	14	02113	10	02198	7	02327	8	02591	18	02662	18	02833	18
01320	16	01805	14	01933	14	02114	10	02206	7	02328	8	02592	18	02663	19	02834	17
01321	16	01808	14	01936	14	02118	10	02209	9	02330	7	02594	19	02664	17	02847	18
01322	16	01810	13	01939	14	02119	10	02210	7	02339	7	02595	19	02668	18	02853	19
01323	16	01811	13	01941	14	02120	10	02216	7	02341	8	02597	19	02669	19	02854	17
01324	16	01813	13	01946	14	02126	11	02217	7	02342	7	02598	17	02670	17	02859	18
01325	16	01814	13	01949	14	02128	11	02219	8	02348	7	02600	18	02725	19	02860	19
01336	15	01817	13	01950	14	02130	11	02220	8	02351	8	02606	19	02726	17	02861	17

Book Index By Item Code

Item Code	Page	Item Code	Page	Item Code	Page	Item Code	Page	Item Code	Page	Item Code	Page	Item Code	Page	Item Code	Page		
02863	17	03169	26	03532	27	03734	27	04002	23	04034	22	04146	50	04341	68	04446	68
02864	17	03169	26	03533	27	03735	27	04002	23	04035	22	04146	108	04342	68	04447	68
02865	18	03170	26	03534	27	03736	27	04003	23	04036	22	04147	50	04342	68	04453	23
02866	19	03170	26	03535	27	03737	27	04003	23	04037	22	04147	108	04343	68	04455	24
02867	17	03211	26	03536	27	03738	28	04004	23	04038	22	04149	50	04343	68	04456	23
02868	19	03211	26	03537	27	03739	28	04004	23	04039	22	04149	108	04344	68	04457	23
02869	19	03222	26	03538	27	03740	27	04005	23	04040	22	04176	47	04344	68	04458	23
02870	19	03222	26	03539	27	03741	27	04005	23	04041	22	04200	50	04358	24	04459	23
02871	19	03225	26	03550	27	03742	27	04006	22	04042	22	04200	108	04359	23	04460	23
02872	17	03230	50	03551	27	03743	27	04006	22	04043	22	04223	25	04360	23	04461	22
02873	17	03236	25	03591	28	03744	28	04007	22	04044	22	04231	26	04361	23	04462	22
03008	50	03238	25	03649	28	03745	28	04007	22	04045	22	04232	26	04362	23	04463	22
03009	50	03239	40	03650	28	03772	50	04008	22	04046	22	04233	26	04363	22	04464	22
03010	50	03239	51	03651	28	03773	50	04008	22	04047	22	04243	26	04364	22	04467	47
03014	25	03239	55	03670	51	03774	50	04009	22	04048	22	04244	26	04365	22	04953	31
03018	25	03239	56	03671	51	03775	50	04009	22	04049	22	04245	26	04366	22	04972	23
03019	25	03241	18	03672	51	03814	25	04010	22	04051	22	04259	26	04373	21	04973	68
03020	25	03244	51	03704	51	03817	22	04010	22	04055	23	04260	26	04374	31	04974	68
03037	26	03274	22	03707	28	03817	24	04011	22	04063	24	04261	47	04376	31	04974	68
03038	26	03274	24	03708	27	03822	26	04011	22	04064	23	04262	47	04377	31	04988	68
03039	26	03368	24	03709	27	03822	26	04012	22	04065	23	04269	68	04378	31	04989	44
03051	26	03370	23	03710	27	03823	26	04012	22	04066	23	04269	68	04385	30	04989	50
03054	26	03371	23	03711	27	03824	26	04013	22	04067	23	04281	47	04386	30	04990	44
03074	25	03372	23	03712	27	03827	25	04013	22	04068	22	04305	50	04387	30	04991	44
03075	25	03375	23	03713	28	03892	47	04014	24	04073	50	04306	50	04388	30	04994	44
03076	25	03433	22	03714	27	03897	22	04015	23	04084	23	04307	50	04389	30	05019	18
03081	25	03433	24	03715	28	03897	24	04016	23	04085	23	04308	68	04390	30	05020	18
03085	25	03434	25	03716	27	03913	47	04017	23	04086	23	04309	68	04391	30	05021	18
03119	25	03435	25	03717	28	03985	22	04018	23	04087	23	04309	68	04392	30	05022	18
03128	51	03441	51	03718	28	03986	22	04019	24	04088	23	04310	68	04393	30	05023	18
03129	51	03442	51	03719	27	03987	22	04020	23	04088	23	04310	68	04394	30	05024	18
03132	51	03445	51	03720	27	03988	22	04021	23	04089	23	04311	68	04410	27	05025	18
03140	28	03450	50	03721	27	03996	24	04022	23	04089	23	04311	68	04411	27	05193	18
03143	26	03451	50	03722	27	03996	24	04023	23	04093	19	04312	68	04412	27	05194	18
03148	26	03452	26	03723	27	03997	23	04024	24	04094	19	04312	68	04413	27	05195	18
03150	26	03453	26	03724	28	03997	23	04025	23	04101	50	04316	19	04415	31	05196	18
03154	26	03519	26	03725	28	03998	23	04026	23	04102	50	04319	68	04416	47	05200	47
03155	26	03524	27	03726	27	03998	23	04027	23	04140	108	04320	68	04417	47	05201	47
03156	26	03525	28	03727	27	03999	23	04028	23	04143	50	04321	68	04418	47	05338	15
03162	26	03526	27	03728	27	03999	23	04029	24	04143	108	04322	68	04436	21	05339	15
03163	26	03527	27	03729	27	04000	23	04030	23	04144	50	04339	68	04442	68	05340	15
03167	26	03528	27	03731	27	04000	23	04031	23	04144	108	04339	68	04443	68	05341	15
03168	26	03529	27	03732	27	04001	24	04032	23	04145	50	04340	68	04444	68	05342	15
03168	26	03531	27	03733	27	04001	24	04033	23	04145	108	04341	68	04445	68	05343	15

Book Index By Item Code

Item Code	Page	Item Code	Page	Item Code	Page	Item Code	Page	Item Code	Page	Item Code	Page	Item Code	Page	Item Code	Page		
05362	7	05545	21	08500	57	08811	57	09585	53	10021	36	10099	33	10161	33	10224	33
05414	15	05546	21	08501	57	08812	57	09586	53	10022	36	10100	33	10162	33	10232	33
05463	47	05547	21	08526	58	08832	57	09588	54	10023	36	10101	33	10163	33	10235	33
05492	21	05548	21	08539	58	08833	57	09593	54	10024	36	10102	33	10164	33	10238	33
05493	21	05772	31	08540	58	08834	57	09594	54	10030	35	10103	33	10165	33	10240	33
05494	21	05773	27	08545	56	08847	56	09600	53	10031	35	10105	33	10166	33	10242	33
05495	21	05774	27	08585	55	08849	56	09600	54	10033	35	10110	33	10167	33	10244	33
05496	21	05775	27	08585	56	08855	56	09601	54	10034	35	10111	33	10168	33	10482	33
05497	21	05805	30	08586	55	08856	56	09604	54	10035	35	10112	33	10169	33	10483	33
05498	21	05806	30	08586	56	09000	53	09605	54	10037	35	10113	33	10170	33	10484	33
05499	21	05807	30	08587	55	09001	53	09609	58	10038	35	10114	33	10171	33	10485	33
05500	21	05808	30	08587	56	09002	53	09660	54	10050	33	10115	33	10172	33	10486	33
05501	21	05809	30	08588	56	09003	53	09663	58	10051	33	10116	33	10173	33	10487	33
05502	21	05810	30	08592	56	09004	53	09664	53	10052	33	10117	33	10174	33	10488	33
05503	21	05811	30	08593	56	09005	53	09665	58	10053	33	10118	33	10175	33	10489	33
05504	21	05812	30	08594	56	09006	53	09666	58	10054	33	10119	33	10176	33	10491	34
05505	21	05813	30	08595	56	09006	54	09667	58	10055	33	10120	33	10177	33	10492	34
05506	21	05814	30	08596	56	09007	53	09668	58	10056	33	10121	33	10179	33	10493	34
05507	21	05815	30	08597	56	09010	53	09701	58	10059	33	10122	33	10180	33	10494	34
05508	21	05816	30	08603	56	09011	53	09707	54	10061	33	10124	33	10181	33	10495	34
05509	21	05817	30	08604	55	09014	53	09720	58	10062	33	10130	33	10182	33	10496	34
05510	21	05858	31	08604	56	09015	53	09726	55	10063	33	10131	33	10183	33	10512	36
05511	21	08014	57	08707	56	09020	53	09730	55	10065	33	10132	33	10185	33	10513	36
05512	30	08016	58	08708	56	09352	53	09731	55	10070	33	10133	33	10188	33	10514	36
05513	30	08017	58	08710	56	09353	53	09732	55	10071	33	10134	33	10190	33	10515	36
05514	30	08018	58	08718	56	09354	53	09733	55	10072	33	10135	33	10191	33	10516	36
05515	30	08019	58	08727	56	09355	53	09734	55	10073	33	10137	33	10192	33	10517	36
05516	30	08020	58	08739	56	09356	53	09735	55	10074	33	10138	33	10194	33	10519	36
05517	30	08021	58	08741	56	09357	53	09736	55	10075	33	10139	33	10196	33	10521	36
05518	30	08022	58	08776	56	09358	53	09737	55	10076	33	10140	33	10197	33	10522	36
05519	30	08023	58	08778	57	09359	53	09738	55	10079	33	10141	33	10198	33	10523	36
05520	30	08024	58	08788	56	09360	53	09739	55	10081	33	10142	33	10199	33	10528	34
05521	30	08025	58	08791	57	09361	53	10000	36	10082	33	10143	33	10201	33	10529	34
05522	30	08026	58	08800	57	09362	53	10001	36	10083	33	10144	33	10204	33	10530	34
05523	30	08027	58	08801	57	09363	53	10002	36	10085	33	10150	33	10206	33	10531	34
05524	30	08100	57	08802	57	09364	53	10003	36	10090	33	10151	33	10207	33	10532	34
05525	30	08279	58	08803	57	09365	53	10004	36	10091	33	10152	33	10208	33	10534	34
05526	30	08439	58	08804	57	09366	53	10005	36	10092	33	10153	33	10210	33	10537	34
05527	30	08440	58	08805	57	09367	53	10008	36	10093	33	10154	33	10214	33	10539	34
05528	30	08468	53	08806	57	09372	53	10011	36	10094	33	10155	33	10215	33	10540	34
05529	30	08490	57	08807	57	09458	53	10012	36	10095	33	10156	33	10217	33	10541	34
05530	30	08497	57	08808	57	09459	53	10013	36	10096	33	10157	33	10220	33	10543	34
05531	30	08498	57	08809	57	09552	53	10014	36	10097	33	10158	33	10222	33	10545	34
05544	21	08499	57	08810	57	09552	54	10020	36	10098	33	10160	33	10223	33	10546	34

Book Index By Item Code

Item Code	Page	Item Code	Page	Item Code	Page	Item Code	Page	Item Code	Page	Item Code	Page	Item Code	Page	Item Code	Page		
10547	34	10613	34	11088	35	11840	35	13256	35	18015	25	18544	16	19466	47	20022	99
10548	34	10614	34	11090	35	11846	35	14979	43	18016	25	18700	17	19467	47	20023	99
10549	34	10616	34	11092	35	11849	35	14983	43	18017	25	18701	17	19468	47	20023	99
10551	34	10619	34	11095	35	11852	35	14990	44	18036	28	18720	17	19470	47	20028	96
10554	34	10621	34	11098	35	11855	35	14991	44	18043	28	18721	17	19473	47	20029	96
10556	34	10622	34	11101	35	11857	35	14992	44	18052	28	18850	15	19474	47	20034	96
10557	34	10623	34	11103	35	11859	35	14993	44	18100	51	18851	15	19475	47	20035	96
10558	34	10625	34	11105	35	11861	35	14994	44	18101	51	18854	15	19476	47	20038	96
10559	34	10627	34	11107	35	11878	35	14995	43	18180	12	18904	12	19477	47	20039	96
10560	34	10628	34	11126	35	11881	35	15000	43	18181	12	18905	12	19478	47	20040	96
10562	34	10629	34	11129	35	11884	35	15001	43	18182	12	18906	12	19479	47	20040	99
10563	34	10630	34	11132	35	11886	35	15002	43	18183	12	18907	12	19480	47	20041	99
10564	34	10632	34	11134	35	11888	35	15003	43	18227	7	19037	23	19481	47	20042	99
10565	34	10635	34	11136	35	11890	35	15004	43	18228	7	19100	28	19483	47	20044	96
10566	34	10637	34	11138	35	11906	35	15005	43	18230	23	19194	28	19484	47	20045	96
10568	34	10638	34	11142	35	11909	35	15006	43	18231	23	19200	27	19485	47	20047	96
10570	34	10639	34	11145	35	11911	35	15007	44	18243	24	19300	27	19486	47	20048	96
10571	34	10641	34	11148	35	11913	35	15008	44	18244	23	19339	28	19489	47	20049	96
10573	34	10643	34	11150	35	11925	35	15009	44	18245	23	19340	28	19490	47	20052	96
10574	34	10644	34	11152	35	11928	35	15010	44	18248	24	19341	28	19491	47	20053	96
10575	34	10645	34	11154	35	11931	35	15011	44	18250	23	19342	28	19494	47	20053	99
10577	34	10646	34	11157	35	11934	35	15012	44	18272	23	19343	28	19701	23	20056	96
10579	34	10648	34	11160	35	11936	35	15013	44	18273	23	19349	28	19702	23	20057	96
10580	34	10651	34	11163	35	11938	35	15014	44	18370	15	19350	28	19703	23	20058	96
10581	34	10653	34	11165	35	11940	35	15015	43	18374	15	19351	28	19704	23	20059	96
10582	34	10654	34	11167	35	11950	35	15017	44	18400	15	19358	27	20000	96	20060	96
10584	34	10655	34	11169	35	11956	35	15025	43	18404	15	19361	27	20001	96	20061	96
10586	34	10657	34	11187	35	11961	35	15026	43	18427	16	19362	27	20002	96	20080	96
10587	34	10661	34	11190	35	11963	35	15027	43	18429	16	19364	27	20004	96	20081	96
10589	34	10662	34	11193	35	11982	35	15027	44	18430	16	19365	27	20005	96	20082	96
10590	34	10664	34	11195	35	11984	35	15028	44	18431	16	19366	27	20006	96	20083	96
10591	34	10667	34	11197	35	11998	35	15029	44	18453	15	19368	27	20006	99	20090	96
10593	34	10669	34	11199	35	12375	36	15030	44	18454	15	19370	27	20007	96	20091	96
10595	34	10670	34	11205	35	12376	36	15031	44	18455	15	19371	27	20008	96	20094	96
10596	34	10677	34	11210	35	12378	36	15032	43	18477	15	19373	27	20010	99	20095	96
10597	34	10680	34	11212	35	12379	36	15033	43	18478	15	19375	27	20011	99	20096	96
10598	34	10683	34	11214	35	12380	36	15035	44	18479	15	19376	27	20012	96	20096	99
10600	34	10685	34	11220	35	12381	36	15036	44	18507	16	19378	27	20013	96	20102	96
10603	34	10687	34	11225	35	12388	36	15093	43	18508	16	19380	28	20014	96	20103	96
10605	34	11075	35	11227	35	12389	36	15099	43	18509	16	19395	28	20016	96	20118	96
10607	34	11078	35	11229	35	13250	35	15100	43	18540	16	19460	47	20017	96	20119	96
10609	34	11081	35	11831	35	13252	35	15101	43	18541	16	19461	47	20018	96	20122	96
10611	34	11084	35	11836	35	13253	35	15102	43	18542	16	19462	47	20018	99	20123	96
10612	34	11086	35	11838	35	13254	35	15103	43	18543	16	19463	47	20022	99	20124	96

Book Index By Item Code

Item Code	Page	Item Code	Page	Item Code	Page	Item Code	Page	Item Code	Page	Item Code	Page	Item Code	Page	Item Code	Page		
20191	96	20398	100	30373	110	30460	81	30484	97	30562	97	30668	97	30823	80	30931	91
20197	100	20399	80	30375	91	30460	98	30485	97	30564	97	30669	97	30824	80	30931	98
20200	100	20399	100	30375	107	30461	98	30486	97	30567	97	30671	97	30825	80	30931	104
20201	100	20400	80	30390	110	30462	74	30487	97	30569	97	30673	97	30826	80	30931	107
20202	100	20400	100	30392	110	30462	98	30488	97	30572	97	30676	97	30836	81	30932	91
20203	100	20406	100	30393	110	30463	74	30491	97	30573	97	30678	97	30837	81	30932	98
20204	100	20407	100	30394	110	30463	81	30492	97	30574	97	30681	97	30838	81	30932	104
20205	100	20409	100	30395	110	30463	98	30493	97	30575	97	30682	97	30839	81	30932	107
20206	99	20410	100	30396	110	30463	99	30494	97	30576	97	30684	97	30840	81	30937	108
20327	96	20411	100	30397	110	30464	98	30496	97	30577	97	30707	97	30841	81	30938	108
20330	96	20412	100	30398	110	30464	99	30499	98	30578	97	30709	97	30842	81	30939	108
20331	96	20413	100	30399	110	30465	74	30500	97	30585	97	30712	97	30843	81	30940	108
20334	96	20414	100	30400	110	30465	98	30501	97	30588	97	30713	97	30867	40	30941	108
20335	96	20419	100	30403	110	30465	99	30502	97	30589	97	30714	97	30867	44	30950	80
20336	96	30001	108	30408	110	30468	81	30503	97	30590	97	30715	97	30867	51	30951	80
20340	96	30002	108	30414	110	30468	98	30504	97	30591	97	30717	97	30867	74	30952	80
20341	96	30003	108	30418	110	30469	98	30505	97	30592	97	30725	97	30875	98	30953	80
20344	96	30004	108	30421	110	30470	98	30506	97	30593	97	30728	97	30877	98	30954	80
20345	96	30005	108	30423	110	30471	81	30507	97	30594	97	30729	97	30882	107	30961	108
20346	96	30006	108	30424	110	30471	98	30508	97	30595	98	30730	97	30888	81	30962	108
20364	96	30007	108	30430	110	30471	99	30509	97	30600	97	30733	97	30888	98	30963	108
20365	96	30008	108	30435	91	30472	98	30510	97	30601	97	30799	80	30889	98	30964	108
20366	96	30011	108	30435	104	30472	99	30511	97	30604	97	30800	80	30890	98	30965	108
20367	96	30012	108	30435	107	30473	98	30513	97	30605	97	30801	80	30894	81	31075	98
20368	96	30013	108	30437	97	30473	99	30516	97	30606	97	30802	80	30900	108	31075	107
20370	96	30014	108	30437	108	30474	74	30517	97	30607	97	30803	80	30901	108	31700	109
20371	96	30016	108	30438	98	30474	81	30518	97	30608	97	30804	80	30902	108	31701	109
20372	96	30017	108	30439	98	30474	98	30519	97	30609	97	30805	80	30903	108	31702	109
20373	96	30018	108	30442	81	30474	99	30520	97	30610	97	30806	80	30904	108	31703	109
20377	100	30019	108	30442	98	30475	98	30521	97	30620	97	30807	80	30905	108	31704	109
20378	100	30021	108	30443	98	30475	99	30524	97	30621	97	30808	80	30906	108	31705	109
20379	100	30022	108	30444	98	30479	98	30525	97	30622	97	30809	80	30907	108	31706	109
20380	80	30024	108	30445	81	30479	99	30526	97	30624	97	30810	80	30908	108	31707	109
20381	80	30031	108	30446	81	30480	98	30527	97	30625	97	30811	80	30909	80	31708	109
20381	100	30032	108	30447	81	30480	99	30548	97	30647	97	30813	80	30909	108	31709	109
20382	100	30033	108	30447	98	30480	99	30551	97	30650	97	30814	80	30910	108	31710	109
20387	80	30034	108	30447	99	30480	99	30552	97	30651	97	30815	80	30913	80	31711	109
20387	100	30040	108	30448	98	30481	74	30553	97	30652	97	30816	80	30913	108	31712	109
20388	100	30052	110	30448	99	30481	81	30556	97	30653	97	30817	80	30914	80	31713	109
20397	80	30053	99	30449	98	30481	98	30557	97	30655	97	30818	80	30915	80	31714	109
20397	100	30054	99	30449	99	30481	99	30558	97	30661	97	30819	80	30916	80	31715	109
20397	100	30070	99	30453	81	30481	99	30559	97	30663	97	30820	80	30917	80	31716	109
20398	80	30367	110	30453	98	30481	99	30560	97	30666	97	30821	80	30918	80	31717	109
20398	100	30368	110	30460	74	30483	97	30561	97	30667	97	30822	80	30919	80	31718	109

Book Index By Item Code

Item Code	Page	Item Code	Page	Item Code	Page	Item Code	Page	Item Code	Page	Item Code	Page	Item Code	Page	Item Code	Page		
31719	109	31992	92	38003	88	38110	79	38151	90	38317	89	38403	89	39586	78	39997	77
31720	109	31992	110	38004	79	38110	88	38154	90	38320	89	38404	89	39589	78	40000	77
31721	109	31993	92	38004	88	38111	79	38161	89	38321	89	38405	89	39603	77	40001	77
31722	109	31993	110	38005	79	38111	88	38162	89	38322	89	38406	89	39605	77	40002	77
31723	109	31996	92	38005	88	38112	79	38164	89	38323	89	38409	89	39607	77	40003	77
31724	109	31996	110	38007	79	38112	88	38165	89	38325	89	38410	89	39610	77	40004	77
31725	109	31999	92	38007	88	38113	79	38166	89	38335	89	38411	89	39613	77	40005	77
31726	109	31999	110	38008	79	38113	88	38167	89	38336	89	38412	89	39615	77	40006	77
31727	109	32052	92	38008	88	38114	79	38168	89	38337	89	38417	89	39617	77	40007	77
31728	109	32052	110	38009	79	38114	88	38169	89	38338	89	38418	89	39624	77	40008	77
31729	109	32056	92	38009	88	38115	79	38170	89	38339	89	38419	89	39625	77	40009	77
31730	109	32068	92	38010	79	38115	88	38171	89	38340	89	38420	89	39626	77	40010	77
31731	109	32068	110	38010	88	38116	79	38180	79	38341	89	38425	89	39627	77	40012	77
31732	109	32069	92	38011	79	38116	88	38180	88	38342	89	38426	89	39628	77	40013	77
31733	109	32069	110	38011	88	38117	79	38182	79	38343	89	38427	89	39629	77	40014	77
31734	109	32070	92	38012	79	38117	88	38182	88	38344	89	38428	89	39674	78	40015	77
31735	109	32070	110	38012	88	38129	79	38183	79	38345	89	38429	89	39675	78	40016	77
31736	109	32267	108	38013	79	38129	88	38183	88	38348	89	39250	90	39740	79	40017	77
31737	109	32268	108	38013	88	38130	79	38184	79	38349	89	39251	90	39740	88	40020	77
31738	109	32269	108	38041	79	38130	88	38184	88	38350	89	39255	90	39802	88	40023	77
31739	109	32270	108	38041	88	38131	79	38185	79	38351	89	39274	90	39808	88	40025	77
31740	109	32271	108	38043	79	38131	88	38185	88	38352	89	39275	90	39811	88	40031	103
31741	109	32272	50	38043	88	38132	79	38188	88	38355	89	39276	90	39812	88	40035	77
31742	109	32272	108	38044	79	38132	88	38195	88	38362	89	39277	90	39817	88	40036	77
31743	109	32273	108	38044	88	38133	79	38199	79	38363	89	39278	90	39842	78	40037	77
31744	109	32274	50	38045	79	38133	88	38199	88	38364	89	39279	90	39855	78	40038	77
31747	109	32274	108	38045	88	38134	79	38201	79	38365	89	39280	90	39901	77	40039	77
31792	109	32275	50	38046	79	38134	88	38201	88	38366	89	39281	90	39904	78	40040	77
31793	109	32276	50	38046	88	38135	79	38202	79	38368	89	39282	90	39907	77	40043	77
31794	109	32277	50	38047	79	38135	88	38202	88	38369	89	39283	90	39917	78	40046	78
31798	109	32278	50	38047	88	38136	79	38203	79	38370	89	39300	90	39919	78	40047	78
31799	109	32279	50	38048	79	38136	88	38203	88	38371	89	39301	90	39929	78	40048	78
31978	92	32294	108	38048	88	38137	79	38204	79	38372	89	39302	90	39935	78	40049	78
31978	98	37043	108	38049	79	38137	88	38204	88	38373	89	39303	90	39938	78	40050	78
31978	104	37076	108	38049	88	38138	79	38205	88	38374	89	39304	90	39939	78	40051	78
31978	107	37179	89	38075	79	38138	88	38211	88	38375	89	39305	90	39953	78	40052	78
31980	92	37447	108	38077	79	38143	89	38222	88	38376	89	39306	90	39958	78	40053	78
31980	98	38000	79	38079	79	38144	90	38240	88	38377	89	39307	90	39959	78	40054	78
31980	104	38000	88	38080	79	38145	90	38300	89	38378	89	39308	90	39978	77	40058	78
31980	107	38001	79	38081	79	38146	90	38301	89	38380	89	39309	90	39980	77	40059	78
31987	92	38001	88	38108	79	38147	90	38302	89	38381	89	39574	78	39982	77	40060	78
31987	110	38002	79	38108	88	38148	90	38303	89	38387	89	39577	78	39984	77	40061	78
31991	92	38002	88	38109	79	38149	90	38305	89	38390	89	39580	78	39986	77	40062	78
31991	110	38003	79	38109	88	38150	90	38312	89	38401	89	39583	78	39995	77	40063	78

Book Index By Item Code

Item Code	Page	Item Code	Page	Item Code	Page	Item Code	Page	Item Code	Page	Item Code	Page	Item Code	Page	Item Code	Page		
40066	78	40159	79	40205	88	40409	85	40527	86	40546	103	40671	90	40776	91	40892	87
40068	78	40159	88	40206	79	40415	85	40527	103	40547	86	40679	90	40782	91	40892	103
40069	78	40160	79	40206	88	40416	85	40528	83	40547	103	40680	90	40783	91	40893	87
40070	78	40160	88	40207	79	40424	83	40528	86	40548	86	40681	90	40784	91	40893	103
40071	78	40161	79	40207	88	40424	103	40528	103	40548	103	40682	102	40785	91	40895	87
40073	78	40161	88	40209	88	40435	86	40529	86	40550	83	40683	102	40786	102	40895	103
40074	78	40162	79	40210	79	40455	83	40529	103	40551	83	40684	102	40787	102	40897	87
40075	78	40162	88	40210	88	40468	83	40530	86	40552	83	40685	79	40788	102	40897	103
40076	78	40163	79	40211	79	40468	103	40530	103	40553	83	40685	88	40789	102	40898	87
40077	78	40163	88	40211	88	40469	83	40531	86	40554	83	40686	79	40790	102	40898	103
40080	103	40164	78	40212	79	40479	83	40531	103	40555	83	40686	88	40791	102	40899	87
40086	78	40165	78	40212	88	40482	93	40532	86	40563	103	40687	79	40793	104	40899	103
40087	78	40166	78	40213	79	40483	93	40532	103	40564	103	40687	88	40794	104	40901	87
40088	78	40167	78	40213	88	40484	93	40533	86	40565	103	40688	79	40796	104	40901	103
40089	78	40168	78	40214	79	40485	93	40533	103	40566	103	40688	88	40800	105	40907	105
40094	103	40169	78	40214	88	40487	93	40534	86	40567	103	40689	79	40801	105	40908	93
40095	103	40170	79	40225	77	40488	93	40534	103	40568	103	40689	88	40802	105	40908	105
40096	103	40172	79	40226	77	40489	93	40535	86	40629	79	40691	79	40803	105	40915	105
40097	103	40173	79	40227	77	40502	93	40535	103	40629	88	40691	88	40804	105	40916	105
40100	78	40174	79	40228	77	40503	93	40536	86	40631	79	40692	79	40828	85	40918	105
40101	78	40175	79	40229	77	40504	93	40536	103	40631	88	40692	88	40829	85	40919	105
40102	78	40175	88	40242	78	40506	86	40537	86	40632	79	40707	89	40830	85	40920	104
40103	78	40177	79	40243	78	40506	103	40537	103	40632	88	40709	89	40831	85	40921	104
40108	78	40177	88	40244	78	40507	86	40538	86	40633	79	40710	89	40832	85	40922	104
40109	78	40178	79	40245	78	40507	103	40538	103	40633	88	40712	89	40833	85	40923	104
40110	78	40178	88	40246	78	40508	83	40539	83	40634	79	40713	89	40834	85	40924	104
40134	78	40179	79	40247	78	40508	103	40539	86	40634	88	40714	89	40857	87	40925	104
40135	81	40179	88	40315	83	40509	83	40539	103	40636	79	40716	89	40857	103	40927	104
40135	88	40180	79	40316	83	40509	103	40540	83	40636	88	40718	89	40858	87	40928	104
40138	78	40180	88	40317	83	40510	83	40540	86	40637	79	40720	89	40858	103	40930	105
40150	79	40181	79	40318	83	40510	92	40540	103	40637	88	40721	89	40859	87	40940	90
40151	79	40181	88	40319	83	40510	104	40541	86	40638	79	40750	102	40859	103	40941	90
40152	79	40182	79	40320	83	40511	92	40541	103	40639	79	40751	102	40860	87	40942	90
40153	79	40182	88	40329	86	40517	83	40542	83	40640	79	40752	102	40860	103	40943	90
40153	88	40183	79	40348	83	40517	92	40542	86	40654	90	40753	102	40861	87	40955	87
40154	79	40198	89	40348	92	40519	86	40542	103	40657	90	40755	102	40861	103	40955	103
40155	79	40199	89	40381	102	40519	103	40543	83	40658	102	40756	102	40862	87	40956	87
40155	88	40201	88	40389	85	40520	86	40543	86	40659	90	40760	104	40862	103	40956	103
40156	79	40202	79	40390	85	40520	103	40543	103	40661	90	40762	83	40863	87	40957	87
40156	88	40202	88	40391	85	40522	86	40544	86	40663	90	40762	103	40863	103	40957	103
40157	79	40203	79	40392	85	40522	103	40544	103	40665	90	40769	102	40864	87	40958	87
40157	88	40204	79	40393	85	40523	86	40545	86	40667	90	40771	91	40882	104	40958	103
40158	79	40204	88	40399	85	40523	103	40545	103	40669	90	40773	91	40891	87	40959	87
40158	88	40205	79	40408	85	40527	83	40546	86	40670	90	40775	91	40891	103	40959	103

Book Index By Item Code

Item Code	Page	Item Code	Page	Item Code	Page	Item Code	Page	Item Code	Page	Item Code	Page	Item Code	Page	Item Code	Page		
40960	105	41023	105	41153	104	41205	86	41354	88	41545	85	41794	103	41889	87	42038	94
40961	87	41024	105	41168	104	41205	103	41355	79	41546	85	41795	103	41890	87	42039	94
40961	103	41031	91	41179	104	41206	86	41355	88	41547	85	41796	103	41891	87	42040	94
40962	105	41032	91	41181	86	41206	103	41356	79	41548	85	41797	103	41892	87	42041	94
40963	105	41033	91	41181	103	41207	86	41356	88	41581	84	41798	103	41893	87	42042	94
40964	105	41034	91	41183	86	41207	103	41357	79	41584	84	41799	103	41894	87	42043	94
40965	105	41035	91	41183	103	41208	86	41357	88	41613	83	41800	103	41895	87	42044	94
40966	105	41041	91	41185	86	41208	103	41358	79	41614	83	41812	91	41896	87	42065	103
40969	87	41042	91	41185	103	41213	92	41358	88	41615	83	41813	91	41906	106	42066	103
40969	103	41043	91	41187	104	41214	92	41359	79	41616	83	41814	91	41907	106	42067	103
40970	105	41044	91	41190	83	41215	92	41359	88	41617	83	41815	91	41908	106	42068	103
40971	87	41045	91	41190	86	41216	92	41363	88	41618	83	41829	102	41909	106	42069	103
40971	103	41046	91	41190	103	41218	92	41380	79	41619	83	41834	94	41910	106	42070	103
40975	105	41047	91	41191	83	41219	92	41380	88	41623	83	41835	94	41911	106	42071	103
40978	87	41048	91	41191	86	41220	92	41381	79	41624	83	41836	94	41912	106	42072	103
40978	103	41050	91	41191	103	41276	84	41381	88	41628	83	41837	94	41913	106	42073	103
40979	87	41054	91	41192	86	41277	84	41382	79	41629	83	41845	87	41915	106	42074	103
40979	103	41055	91	41192	103	41278	84	41382	88	41630	83	41846	87	41916	106	42075	103
40980	87	41055	104	41193	86	41279	84	41383	79	41631	83	41847	87	41917	106	42076	103
40980	103	41056	93	41193	103	41283	84	41383	88	41632	83	41848	87	41918	106	42082	94
40981	87	41057	93	41194	86	41284	84	41384	79	41633	83	41849	87	41919	106	42083	94
40981	103	41058	91	41194	103	41285	84	41384	88	41634	83	41850	87	41920	106	42085	93
40982	87	41067	84	41195	86	41286	84	41385	79	41642	83	41851	87	41921	106	42152	102
40982	103	41068	91	41195	103	41287	84	41385	88	41643	83	41852	87	41922	106	42153	102
40983	87	41069	93	41196	86	41288	84	41388	88	41709	83	41853	87	41924	106	42154	102
40983	103	41078	94	41196	103	41289	84	41391	84	41712	85	41854	87	41925	106	42155	102
40984	87	41089	104	41197	86	41290	84	41392	84	41713	85	41855	87	41926	106	42522	94
40984	103	41097	104	41197	103	41291	84	41393	84	41714	85	41856	87	41927	106	43008	94
40985	87	41098	104	41198	86	41292	84	41394	84	41715	85	41857	87	41928	106	43022	93
40988	92	41099	104	41198	103	41294	84	41395	84	41716	85	41858	87	41929	106	43023	93
40988	104	41107	104	41199	86	41296	84	41409	84	41737	85	41859	87	41930	106	43024	93
40990	92	41115	91	41199	103	41298	84	41450	84	41738	85	41860	87	41931	106	43027	93
40990	104	41116	91	41200	83	41314	84	41509	84	41739	85	41861	87	41935	87	43029	93
40991	92	41117	91	41200	86	41315	84	41510	84	41740	85	41862	87	41960	93	43030	93
40991	104	41118	91	41200	103	41316	84	41511	84	41741	85	41879	87	41961	93	43031	93
40994	91	41119	91	41201	83	41319	84	41512	84	41776	102	41880	87	41962	93	43032	93
40995	91	41123	104	41201	86	41326	84	41513	84	41777	94	41881	87	41963	93	43033	93
40996	91	41124	104	41201	103	41327	84	41514	84	41781	86	41882	87	41992	94	43034	93
40997	91	41126	104	41202	86	41328	84	41515	84	41781	103	41883	87	41998	94	43035	93
41008	104	41138	104	41202	103	41329	84	41516	84	41785	103	41884	87	41999	94	43036	93
41016	104	41139	104	41203	86	41341	84	41525	84	41786	103	41885	87	42000	94	43037	93
41020	105	41148	104	41203	103	41342	84	41542	85	41788	103	41886	87	42016	94	43038	93
41021	105	41149	104	41204	86	41351	84	41543	85	41792	103	41887	87	42036	94	43039	93
41022	105	41152	104	41204	103	41354	79	41544	85	41793	103	41888	87	42037	94	43040	93

Book Index By Item Code

Item Code	Page	Item Code	Page	Item Code	Page	Item Code	Page	Item Code	Page	Item Code	Page	Item Code	Page	Item Code	Page		
43041	93	50238	41	50674	39	54460	38	54520	38	54588	38	54715	38	56035	61	56184	69
43042	93	50239	41	53234	90	54473	38	54521	38	54589	38	54765	38	56100	69	56185	69
43043	93	50240	41	53235	90	54476	38	54522	38	54590	38	54769	38	56101	69	56186	69
43044	93	50243	41	53236	90	54477	38	54523	38	54591	38	55024	38	56102	69	56187	69
43045	93	50244	41	53237	90	54478	38	54524	38	54592	38	55059	38	56103	69	56188	69
43061	93	50248	41	53238	90	54479	38	54525	38	54593	38	55541	40	56104	69	56189	69
43062	93	50249	40	53255	90	54480	38	54528	38	54594	38	55554	40	56105	69	56190	69
43063	94	50270	41	53256	90	54481	38	54529	38	54595	38	55590	40	56106	69	56206	69
43063	104	50272	41	53257	90	54482	38	54530	38	54596	38	55592	40	56107	69	56207	69
43064	94	50413	39	53258	90	54483	38	54531	38	54597	38	56000	61	56108	69	56208	69
43064	104	50414	39	53259	90	54484	38	54532	38	54598	38	56001	61	56109	69	56209	69
50003	40	50415	39	54002	39	54485	38	54533	38	54599	38	56002	61	56110	69	56210	69
50003	51	50416	39	54003	39	54486	38	54534	38	54601	38	56003	61	56111	69	56211	69
50003	107	50418	39	54005	39	54487	38	54535	38	54602	38	56004	61	56112	69	56212	69
50004	18	50419	39	54006	39	54488	38	54536	38	54603	38	56005	61	56113	69	56213	69
50004	40	50420	39	54010	41	54489	38	54537	38	54604	38	56006	61	56114	69	56214	69
50004	51	50421	39	54030	40	54490	38	54538	38	54605	38	56007	61	56115	69	56215	69
50009	39	50423	39	54111	39	54491	38	54539	38	54606	38	56008	61	56116	69	56216	69
50015	41	50426	39	54112	39	54492	38	54540	38	54607	38	56009	61	56117	69	56217	69
50015	44	50427	39	54113	39	54493	38	54541	38	54608	38	56010	61	56118	69	56218	69
50016	40	50428	39	54114	39	54494	38	54542	38	54609	38	56011	61	56119	69	56219	69
50016	41	50429	39	54115	39	54495	38	54543	38	54610	38	56012	61	56120	69	56220	69
50025	41	50430	39	54116	39	54496	38	54544	38	54611	38	56013	61	56121	69	56221	69
50053	40	50431	39	54117	39	54497	38	54545	38	54612	38	56014	61	56122	69	56222	69
50075	40	50432	39	54118	39	54498	38	54546	38	54613	38	56015	61	56123	69	56223	69
50077	40	50433	39	54119	39	54499	38	54547	38	54614	38	56016	61	56128	69	56224	69
50144	41	50435	39	54120	39	54500	38	54549	38	54615	38	56017	61	56129	69	56225	69
50146	41	50437	39	54121	39	54501	38	54550	38	54616	38	56018	61	56130	69	56227	70
50165	39	50439	39	54123	39	54502	38	54551	38	54617	38	56019	61	56131	69	56228	70
50173	39	50440	39	54148	39	54503	38	54552	38	54618	38	56020	61	56132	69	56229	70
50174	39	50441	39	54149	39	54504	38	54553	38	54619	38	56021	61	56133	69	56230	70
50175	39	50443	39	54150	39	54505	38	54554	38	54620	38	56022	61	56134	69	56231	70
50176	39	50444	39	54151	39	54506	38	54555	38	54621	38	56023	61	56135	69	56232	70
50178	39	50445	39	54152	39	54507	38	54556	38	54622	38	56024	61	56140	69	56233	70
50179	39	50446	39	54153	39	54508	38	54557	38	54624	38	56025	61	56141	69	56234	70
50180	39	50448	39	54154	39	54509	38	54558	38	54625	38	56026	61	56142	69	56235	70
50181	39	50477	39	54155	39	54510	38	54559	38	54626	40	56027	61	56143	69	56236	70
50183	39	50661	39	54156	39	54513	38	54560	38	54627	40	56028	61	56148	69	56237	70
50188	41	50662	39	54157	39	54514	38	54566	38	54628	40	56029	61	56149	69	56238	70
50200	41	50665	39	54158	39	54515	38	54568	38	54629	40	56030	61	56150	69	56239	70
50201	40	50666	39	54164	39	54516	38	54573	38	54631	40	56031	61	56151	69	56240	70
50226	41	50669	39	54426	38	54517	38	54580	38	54633	39	56032	61	56181	69	56241	70
50227	41	50670	39	54429	38	54518	38	54586	38	54634	39	56033	61	56182	69	56242	70
50231	41	50673	39	54456	38	54519	38	54587	38	54635	39	56034	61	56183	69	56243	70

Book Index By Item Code

Item Code	Page	Item Code	Page	Item Code	Page	Item Code	Page	Item Code	Page	Item Code	Page	Item Code	Page	Item Code	Page		
56244	70	56538	62	56601	71	56748	22	57070	64	57186	66	70060	49	74458	113	80019	46
56245	70	56539	62	56602	71	57000	64	57100	65	57187	66	70061	49	74459	113	80020	46
56246	70	56540	62	56603	71	57001	64	57101	65	57188	66	70064	49	74558	112	80021	46
56247	70	56541	62	56604	71	57002	64	57102	65	57189	66	70065	49	74559	112	80022	46
56248	70	56542	62	56606	71	57003	64	57103	65	57190	66	70066	49	74560	112	80023	46
56249	70	56543	62	56607	71	57004	64	57104	65	57191	66	70067	49	74561	112	80024	46
56250	70	56544	62	56608	71	57005	64	57105	65	57192	66	70110	49	74562	112	80025	46
56251	70	56545	62	56609	71	57006	64	57106	65	57200	66	70111	49	74563	112	80026	46
56252	70	56546	62	56611	71	57007	64	57107	65	57201	66	70112	49	74564	112	80027	46
56253	70	56547	62	56612	71	57008	64	57108	65	57202	66	70113	49	74565	112	80028	46
56254	70	56548	62	56613	71	57009	64	57109	65	57203	66	70114	49	75570	113	80038	47
56255	70	56549	62	56614	71	57010	64	57110	65	57204	66	70170	49	75571	113	80039	47
56256	70	56549	65	56618	71	57020	64	57120	65	57205	66	70171	49	75572	113	80040	47
56500	62	56550	62	56619	71	57021	64	57121	65	57206	66	70172	49	75573	113	80041	47
56501	62	56550	65	56620	71	57022	64	57122	65	57207	66	70174	49	75574	113	80042	47
56502	62	56551	62	56621	71	57023	64	57123	65	57208	66	70175	49	75575	113	80043	47
56503	62	56551	65	56622	71	57024	64	57124	65	57209	66	70176	49	75576	113	80044	47
56504	62	56552	62	56628	71	57025	64	57125	65	57210	66	70178	49	75778	114	80045	47
56505	62	56552	65	56629	71	57026	64	57126	65	57211	66	70179	49	76469	111	80075	46
56506	62	56553	62	56636	71	57027	64	57127	65	57212	66	71052	114	76470	111	80076	46
56507	62	56553	65	56637	71	57028	64	57128	65	57220	66	71055	114	76472	111	80078	47
56508	62	56554	62	56638	71	57029	64	57129	65	57221	66	71057	114	76473	111	80079	47
56509	62	56554	65	56639	71	57030	64	57130	65	57250	66	71058	114	76474	111	80090	47
56510	62	56555	62	56640	71	57040	64	57140	65	57251	66	71058	114	76476	111	80099	46
56511	62	56555	65	56641	71	57041	64	57141	65	57252	66	71060	114	76477	111	80100	46
56519	62	56556	62	56642	71	57042	64	57142	65	57253	66	71060	114	76478	111	80110	46
56520	62	56557	62	56643	71	57043	64	57143	65	57254	66	71140	114	76479	111	80111	46
56521	62	56558	62	56644	71	57044	64	57144	65	57255	66	71141	114	76481	111	80150	46
56522	62	56559	62	56645	71	57045	64	57145	65	57256	66	71141	114	76482	111	80201	46
56523	62	56560	62	56646	71	57046	64	57146	65	57257	66	71164	114	76983	111	80202	46
56524	62	56561	62	56667	70	57047	64	57147	65	70015	49	71168	114	76984	111	80203	46
56525	62	56562	62	56668	70	57048	64	57148	65	70020	49	73131	113	76985	111	80204	46
56526	62	56563	62	56669	70	57049	64	57149	65	70023	49	73132	113	76986	111	90265	112
56527	62	56564	62	56707	70	57050	64	57150	65	70028	49	73133	113	77250	111	90266	112
56528	62	56565	62	56732	71	57060	64	57173	65	70030	49	73134	113	77251	111	90267	112
56529	62	56566	62	56733	71	57061	64	57174	65	70034	49	73163	112	77729	111	90268	112
56530	62	56567	62	56734	71	57062	64	57175	65	70045	49	73190	113	80011	46	90269	112
56531	62	56568	62	56735	71	57063	64	57176	65	70046	49	73191	113	80012	46	90270	112
56532	62	56577	62	56737	71	57064	64	57180	66	70047	49	73192	113	80013	46	90646	112
56533	62	56585	61	56739	61	57065	64	57181	66	70050	49	73193	113	80014	46	90647	112
56534	62	56586	61	56743	66	57066	64	57182	66	70051	49	74389	113	80015	46	90648	112
56535	62	56587	61	56744	70	57067	64	57183	66	70056	49	74390	113	80016	46	90649	112
56536	62	56588	61	56746	71	57068	64	57184	66	70057	49	74391	113	80017	46	90650	112
56537	62	56600	71	56747	71	57069	64	57185	66	70058	49	74457	113	80018	46	90651	112

Book Index By Item Code

Item Code	Page	Item Code	Page	Item Code	Page
90652	112	99531	73	99594	73
90653	112	99535	73	99597	73
99280	75	99535	74	99598	73
99281	75	99536	73	99599	73
99282	75	99536	74	99600	73
99283	75	99537	74	99601	73
99287	75	99538	74	99626	74
99288	75	99539	74	99627	74
99289	75	99541	74	99648	73
99290	75	99542	74	99690	74
99295	75	99543	74	99832	75
99296	75	99544	74	99844	75
99297	75	99546	74	99855	75
99301	75	99547	74	99860	75
99302	75	99548	74	99861	75
99303	75	99551	74	99967	75
99304	75	99552	74	99968	75
99500	73	99553	74	99969	75
99501	73	99554	74	99983	75
99502	73	99555	74	99984	75
99503	73	99556	74	99985	75
99504	73	99560	74	99987	75
99505	73	99563	74	99996	75
99506	73	99565	73	101808	71
99507	73	99566	74	102978	110
99508	73	99569	74	GT207	66
99509	73	99570	73	GT208	66
99510	73	99571	73	GT209	66
99511	73	99572	74		
99512	73	99573	74		
99513	73	99576	73		
99514	73	99577	73		
99515	73	99578	73		
99516	73	99579	73		
99517	73	99580	73		
99518	73	99581	73		
99519	73	99582	73		
99520	73	99583	73		
99521	73	99586	73		
99522	73	99589	73		
99523	73	99590	73		
99525	73	99591	73		
99529	73	99592	73		
99529	74	99593	73		



Partners in Productivity

2525 Wisconsin Avenue, Downers Grove, Illinois 60515

Phone: 1-630-971-0150 Fax: 1-630-971-1180

Customer Service: 1-800-541-8028

www.flexco.com