

UNITS: INCHES

FRAME SIZE	MOTOR DIMENSIONS										CONDUIT BOX							
	A	B	C	D	G	J	K	M	O	P	T	AA[NPT]	AB	AC	AE	AF	XL	XN
5010US	24.8	39.8	66.3	12.50	2.6	6.3	6.7	24.8	26.2	29.5	5.1	4.00	29.2	22.0	12.5	9.3	23.4	14.2
5010UZ	24.8	39.8	71.7	12.50	2.6	6.3	6.7	24.8	26.2	29.5	5.1	4.00	29.2	22.0	12.5	9.3	23.4	14.2
FRAME SIZE	MOUNTING					SHAFT EXTENSION					KEY SEAT			BEARINGS		MAXIMUM WEIGHT		
	E	2F	H	BA	N-W	V	U	R	S	ES	LS	OS						
5010US	10.00	32.00	1.2	8.50	6.25	6.19	3.625	3.134	0.875	5.00	6320C3	6320C3			4600 lbs.			
5010UZ	10.00	32.00	1.2	8.50	11.62	11.38	4.375	3.817	1.000	10.00	NU324C3	6320C3			4650 lbs.			

TAG NO's: _____

CUSTOMER: _____ MOTOR MODEL NO.: _____
 P.O. NO.: _____ HP: _____ VOLTAGE: _____ RPM(SYN.): _____ Hz: _____
 FRAME SIZE: _____ PRODUCT TYPE: IEFEC EGP III, EPACT, & HIGH EFFICIENCY QUARRY DUTY
 COMMENTS: _____

 PER: _____ DATE: _____

TOSHIBA RESERVES THE RIGHT TO MAKE CHANGES OF TECHNICAL IMPROVEMENT AND THE DATA MAY CHANGE WITHOUT NOTICE PRELIMINARY

DO NOT USE FOR CONSTRUCTION, INSTALLATION, OR APPLICATION PURPOSES UNLESS THE DRAWING IS MARKED AS CERTIFIED CERTIFIED

- STANDARD (NO AUX. BOXES)
- RTD AUX. BOX
- SPACE HEATER AUX. BOX
- BEARING RTD's

- NOTES:
- DIMENSION V REPRESENTS LENGTH OF STRAIGHT PART OF SHAFT
 - MAIN CONDUIT BOX MAY BE ROTATED IN 90° INCREMENTS
 - KEY DIMENSIONS EQUAL S x S x 10.00 FOR UZ AND S x S x 5.00 FOR US (MOTOR SUPPLIED WITH KEY)
 - MOTOR WEIGHT SHOWN IS MAXIMUM HORSEPOWER IN FRAME
 - STANDARD PRODUCT USE BI-DIRECTIONAL FAN, OPPOSITE ROTATION AVAILABLE ONLY BY CONNECTION CHANGE

TOSHIBA
 TOTALLY-ENCLOSED FAN-COOLED
 HORIZONTAL FOOT-MOUNTED
 3 PHASE INDUCTION MOTOR
 F1 ASSEMBLY
TOSHIBA INTERNATIONAL CORPORATION

XT SERIES
 VISIT OUR WEBSITE AT:
 www.toshiba.com/ind

TYPICAL MOTOR PERFORMANCE DATA

Model: F4006FLF4OMQ

HP	kW	Pole	FL RPM	Frame	Voltage	Hz	Phase	FL Amps
400	298	6	1185	5010UZ	575	60	3	418
Enclosure	IP	Ins. Class	S.F.	Duty	NEMA Nom. Eff.	NEMA Design	kVA Code	Ambient (°C)
TEFC	54	F	1.15	CONT	95.4	-	J	40 C

Load	HP	kW	Amperes	Efficiency (%)	Power Factor (%)
Full Load	400	298.3	417.6	95.4	75.2
¾ Load	300.00	223.7	340.6	94.8	69.6
½ Load	200.00	149.1	274.6	93.3	58.4
¼ Load	100.00	74.6	227.6	88.6	37.1
No Load			231.5		2.4
Locked Rotor			2991.00		28.6

Torque				Rotor wk ² Inertia (lb-ft ²)
Full Load (lb-ft)	Locked Rotor (% FLT)	Pull Up (% FLT)	Break Down (% FLT)	
1771	240	215	270	225.19

Safe Stall Time(s)		Sound Pressure dB(A) @ 1M	Bearings*		Approx. Motor Weight (lbs)
Cold	Hot		DE	NDE	
11.2	5.6	-	NU324C3	6320C3	

*Bearings are the only recommended spare part(s).

Motor Options:
Product Family:Quarry
Mounting:Footed,Shaft:UZ Shaft,Motor Specification:Quarry Duty

Customer	
Customer PO	
Sales Order	
Project #	

Tag:

All characteristics are average expected values.

TOSHIBA INTERNATIONAL CORPORATION · HOUSTON, TEXAS U.S.A.

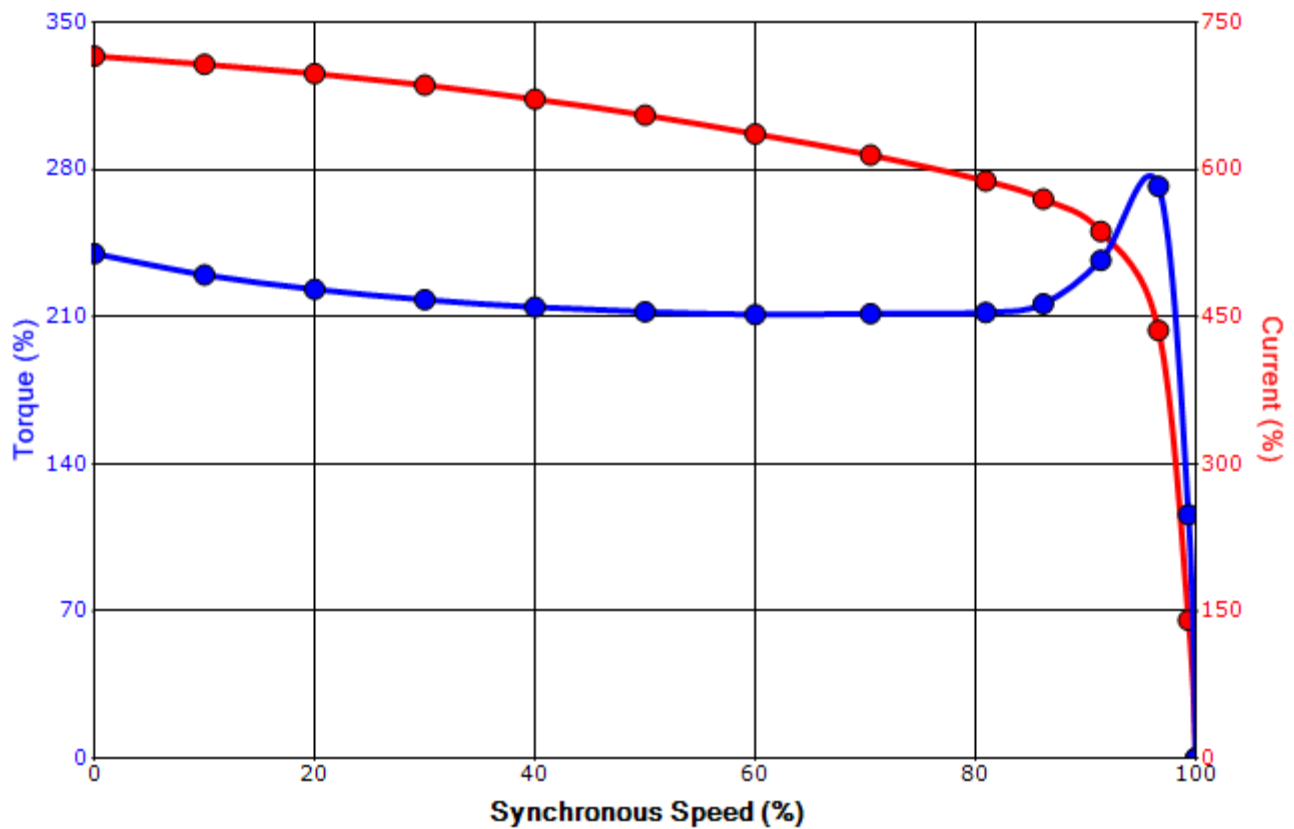
Engineering	jaustin	Doc. Written By	D. Suarez	Doc.# / Rev	MPCF-1119 / 0
Engr. Date	7/28/2014	Doc. Approved By	M. Campbell	Doc. Issued	6/8/2011

SPEED TORQUE/CURRENT CURVE

Model: F4006FLF4OMQ

HP	kW	Pole	FL RPM	Frame	Voltage	Hz	Phase	FL Amps
400	298	6	1185	5010UZ	575	60	3	418
Enclosure	IP	Ins. Class	S.F.	Duty	NEMA Nom. Eff.	NEMA Design	kVA Code	Ambient (°C)
TEFC	54	F	1.15	CONT	95.4	-	J	40 C
Locked Rotor Amps	Rotor wk ² Inertia (lb-ft ²)	Torque						Break Down (%)
		Full Load (lb-ft)	Locked Rotor (%)	Pull Up (%)				
2991.00	225.19	1771	240	215			270	

Design Values



Customer		wk ² Load Inertia (lb-ft ²)	-
Customer PO		Load Type	-
Sales Order		Voltage (%)	100
Project #		Accel. Time	-

Tag: _____

All characteristics are average expected values.

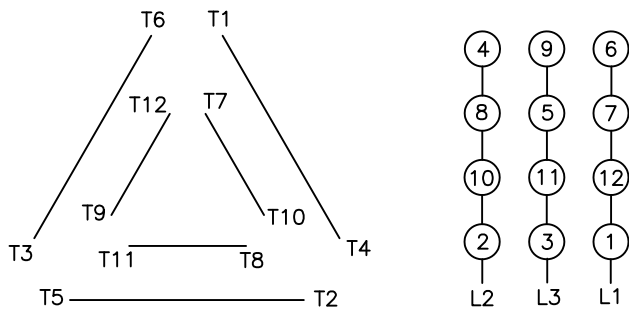
TOSHIBA INTERNATIONAL CORPORATION · HOUSTON, TEXAS U.S.A.

Engineering	jaustin	Doc. Written By	D. Suarez	Doc.# / Rev	MPCF-1121 / 0
Engr. Date	7/28/2014	Doc. Approved By	M. Campbell	Doc. Issued	6/8/2011

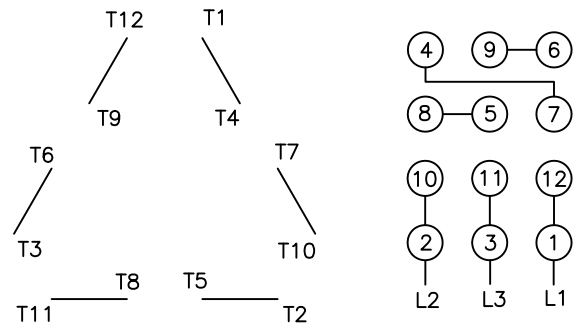
Motor Connection Diagrams
12 Leads

Across-the-Line Starting / Running Connections

Low Voltage Delta



High Voltage Delta



Switch L1 and L2 to reverse rotation

Suitable for Wye-Delta Starting and Limited Part-Winding-Starting.
Please Contact Toshiba International for specific connections.