

SPA Metric V-Belt Sheaves - Taper Bushed



Models Available



Fig 1

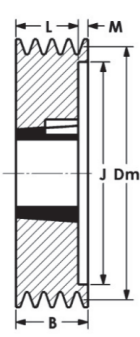


Fig 2

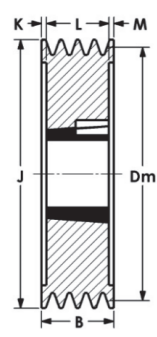


Fig 4

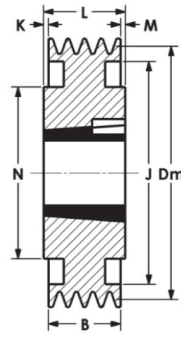


Fig 5

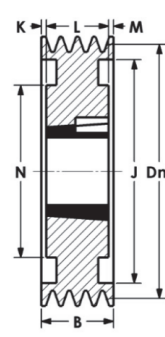


Fig 6

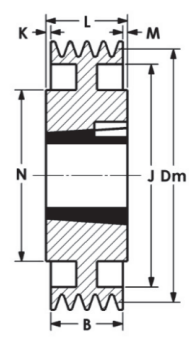


Fig 7

Dimensions in mm

Part No.	Dm	Groove	Bushing	Max Bore	Figure	B	J	K	L	M	N	Wt. kg
SPA125 x 1-1610	125	1	1610	42	1	20	—	—	25	5	92	1.4
SPA125 x 2-1610		2	1610	42	2	35	90	—	25	10	—	1.7
SPA125 x 3-2012		3	2012	50	2	50	90	—	32	18	—	2.0
SPA125 x 4-2012		4	2012	50	2	65	90	—	32	33	—	2.5
SPA125 x 5-2012		5	2012	50	2	80	90	—	32	48	—	2.7
SPA125 x 6-2012		6	2012	50	4	95	90	31.5	32	31.5	—	3.0
SPA132 x 1-1610	132	1	1610	42	1	20	—	—	26.5	6.5	92	1.6
SPA132 x 2-2012		2	2012	50	2	35	98	—	32	3	—	1.8
SPA132 x 3-2012		3	2012	50	2	50	98	—	32	18	—	2.3
SPA132 x 4-2517*		4	2517	65	2	65	98	—	45	20	—	2.6
SPA132 x 5-2517*		5	2517	65	2	80	98	—	45	35	—	2.9
SPA132 x 6-2517*		6	2517	65	4	95	98	25	45	25	—	3.3
SPA140 x 1-1610	140	1	1610	42	1	20	—	—	25	5	92	1.2
SPA140 x 2-2012		2	2012	50	2	35	105	—	32	3	—	1.7
SPA140 x 3-2517*		3	2517	65	2	50	105	—	45	5	—	2.6
SPA140 x 4-2517*		4	2517	65	2	65	105	—	45	20	—	2.9
SPA140 x 5-2517*		5	2517	65	2	80	105	—	45	35	—	3.4
SPA140 x 6-2517*		6	2517	65	4	95	105	25	45	25	—	3.8
SPA150 x 1-1610	150	1	1610	42	1	20	—	—	25	5	92	1.2
SPA150 x 2-2012		2	2012	50	2	35	115	—	32	3	—	2.0
SPA150 x 3-2517*		3	2517	65	2	50	115	—	45	5	—	3.1
SPA150 x 4-2517*		4	2517	65	2	65	115	—	45	20	—	3.8
SPA150 x 5-2517*		5	2517	65	2	80	115	—	45	35	—	4.2
SPA150 x 6-2517*		6	2517	65	4	95	115	25	45	25	—	4.8
SPA160 x 1-1610	160	1	1610	42	5	20	125	—	25	5	92	1.9
SPA160 x 2-2012		2	2012	50	2	35	125	—	32	3	—	2.9
SPA160 x 3-2517*		3	2517	65	2	50	125	—	45	5	—	3.9
SPA160 x 4-2517*		4	2517	65	2	65	125	—	45	20	—	4.4
SPA160 x 5-2517*		5	2517	65	2	80	125	—	45	35	—	5.1
SPA160 x 6-2517*		6	2517	65	4	95	125	25	45	25	—	5.8
SPA170 x 1-1610	170	1	1610	42	5	20	135	—	25	5	92	2.0
SPA170 x 2-2012		2	2012	50	2	35	135	—	32	3	—	3.1
SPA170 x 3-2517*		3	2517	65	2	50	135	—	45	5	—	4.6
SPA170 x 4-2517*		4	2517	65	2	65	135	—	45	20	—	5.5
SPA170 x 5-3020		5	3020	75	2	80	135	—	51	29	—	5.9
SPA170 x 6-3020		6	3020	75	4	95	135	22	51	22	3	6.5
SPA180 x 1-1610	180	1	1610	42	5	20	145	—	25	5	92	2.1
SPA180 x 2-2012		2	2012	50	6	35	145	—	32	3	110	3.4
SPA180 x 3-2517*		3	2517	65	2	50	145	—	45	5	—	5.1
SPA180 x 4-2517*		4	2517	65	2	65	145	—	45	20	—	5.9
SPA180 x 5-3020		5	3020	75	2	80	145	—	51	29	—	6.2
SPA180 x 6-3020		6	3020	75	4	95	145	22	51	22	—	6.7
SPA190 x 1-1610	190	1	1610	42	7	20	155	—	25	5	92	2.3
SPA190 x 2-2012		2	2012	55	6	35	155	—	32	3	110	3.8
SPA190 x 3-2517*		3	2517	65	2	50	155	—	45	5	—	5.4
SPA190 x 4-2517*		4	2517	65	2	65	155	—	45	20	—	6.8
SPA190 x 5-3020		5	3020	75	2	80	155	—	51	29	—	7.4
SPA190 x 6-3020		6	3020	75	4	95	155	22	51	22	—	8.1

Note: * Requires bushing with BSW threads.