

# PRODUCT INFORMATION PACKET

Model No: 5KCR49UN0106X  
Catalog No: EG284  
1,1725/1425,TEFC,56C,1/60/100-120/200-240  
Totally Enclosed Fan Cooled (TEFC)



Regal and Marathon are trademarks of Regal Beloit Corporation or one of its affiliated companies.  
©2018 Regal Beloit Corporation, All Rights Reserved. MC017097E



### Nameplate Specifications

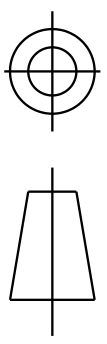
Output HP	<b>1 Hp</b>	Output KW	<b>0.75 kW</b>
Frequency	<b>60 Hz</b>	Voltage	<b>100-120/200-240 V</b>
Current	<b>11.8-11.4,5.9-5.7 A</b>	Speed	<b>1725 rpm</b>
Service Factor	<b>1.15</b>	Phase	<b>1</b>
Efficiency	<b>74.8 %</b>	Duty	<b>CONT</b>
Insulation Class	<b>B</b>	KVA Code	<b>L</b>
Frame	<b>56C</b>	Enclosure	<b>TEFC</b>
Overload Protector	<b>AUTO</b>	Ambient Temperature	<b>40 °C</b>
Drive End Bearing Size	<b>6203</b>	Opp Drive End Bearing Size	<b>6203</b>
UL	<b>Recognized</b>	CSA	<b>Yes</b>
CE	<b>N</b>		

### Technical Specifications

Electrical Type	<b>Capacitor Start Capacitor Run(CSCR)</b>	Starting Method	<b>SM</b>
Poles	<b>4</b>	Rotation	<b>CCW/CW</b>
Mounting	<b>WB</b>	Motor Orientation	<b>ANY</b>
Drive End Bearing	<b>BALL</b>	Opp Drive End Bearing	<b>BALL</b>
Frame Material	<b>Rolled Steel</b>	Overall Length	<b>12.97 in</b>
Frame Length	<b>7.68 in</b>	Shaft Diameter	<b>0.63 in</b>
Shaft Extension	<b>1.88 in</b>		
Outline Drawing	<b>52A107739P3</b>	Connection Diagram	<b>52A105383BG</b>

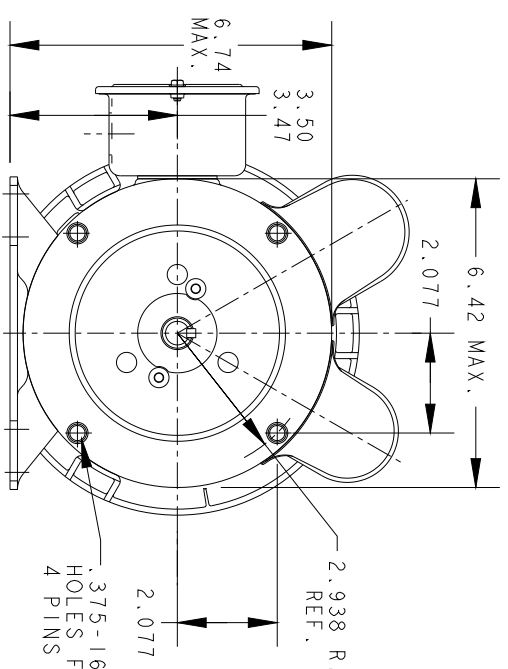
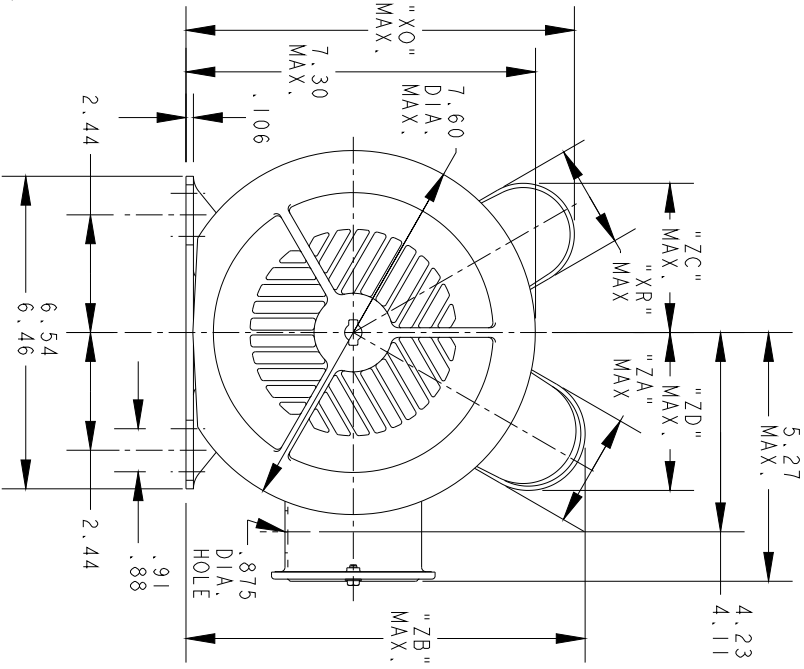
This is an uncontrolled document once printed or downloaded and is subject to change without notice. Date Created: 04/05/2018

THIRD ANGLE PROJECTION

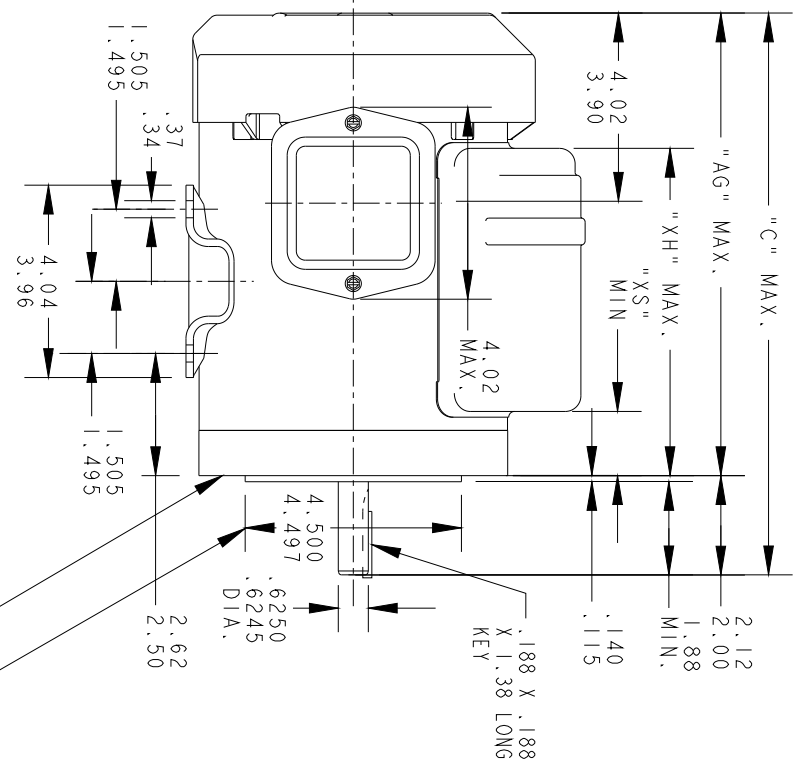


REVISIONS

REV.	DESCRIPTION	DATE	APPROVED
9	ADDED PT#8 PER PROD. IS11-5707	12/05/11	KARTHIK
10	ADDED PT#9 PER SAMPLE DS12-5331	12/15/12	RAJESH



VIEW OF P. E. END SHIELD



FACE RUNOUT (WITH INDICATOR MOUNTED STATIONARY, RELATIVE TO SHAFT) MUST NOT EXCEED .004 T.I.R.  
 ECCENTRICITY OF THIS SURFACE (WITH INDICATOR MOUNTED STATIONARY, RELATIVE TO SHAFT) MUST NOT EXCEED .004 T.I.R.

ALL DIMENSIONS ARE IN INCHES

SIGNATURES		DATE
MODEL	M.D.PAPE	10/15/91
DETAIL		
CHECKED		
ENGRG		
MFG		
QUALITY		
ISSUED	M.D.PAPE	11/13/98
FOR ADDITIONAL INFO REFER TO:		
APPLIED PRACTICES		
DIMENSIONS ARE IN INCHES		
MATERIAL	SOLID MODEL: 52A107739	



REGAL-BELOTT CORPORATION

OUTLINE

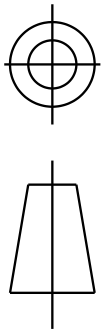
GENERAL PURPOSE MOTOR TEFC - BALL BEARING

- WELDED BASE R2 END MOUNTED FMF - 40 FRAME REDESIGN (SKCR46MM0055X)

SIZE	DRAWING	REV
A		10

SCALE: 0.250 REF. No: SHEET 1 of 2

THIRD ANGLE PROJECTION



REVISIONS

REV.	DESCRIPTION	DATE	APPROVED
9	ADDED PT#8 PER PROD. IS11-5707	12/05/11	KARTHIK
10	ADDED PT#9 PER SAMPLE DS12-5331	12/15/12	RAJESH

SHEET 2

REV 10

52A107739

DRAWING NO.

SIZE A

9	KCR	49	56CY	12.97	10.85	7.50	8.33	2.33	1.98	2.33	8.14	3.30	3.60	7.68
8	KCR	49	56CY	12.97	10.85	7.61	8.40	2.40	1.86	2.72	8.77	3.20	3.66	7.68
7	KCR	49	56C	14.28	12.16	8.17	8.40	2.40	2.35	2.40	8.40	3.38	3.38	8.99
6	KCR	48	56C	13.72	11.60	7.61	8.40	2.40	1.79	2.40	8.40	3.38	3.38	8.43
5	KC	49	56CY	12.44	10.32	7.54	8.18	2.15	1.79	1.60	7.72	3.20	2.97	7.15
4	KC	46	56CY	11.84	9.72	6.94	8.18	2.15	1.19	1.60	7.72	3.20	2.97	6.55
3	KCR	49	56CY	12.97	10.85	7.61	8.18	2.15	1.86	2.72	8.77	3.20	3.66	7.68
2	KCR	49	56CY	12.44	10.32	7.54	8.18	2.15	1.79	2.40	8.40	3.20	3.38	7.15
1	KCR	46	56CY	11.84	9.72	6.94	8.18	2.15	1.19	2.40	8.40	3.20	3.38	6.55
P	TYPE	GE SIZE	NEMA FR.	"C"	"AG"	"XH"	"XO"	"XR"	"XS"	"ZA"	"ZB"	"ZC"	"ZD"	MIN. SHELL

SIGNATURES DATE

MODEL M.D.PAPE 10/15/91

DETAIL

CHECKED

ENGRG

FOR ADDITIONAL INFO REFER TO:

MFG

QUALITY

ISSUED M.D.PAPE 11/13/98

SOLID MODEL: 52A107739



REGAL-BELOTT CORPORATION

TITLE

OUTLINE

GENERAL PURPOSE MOTOR TEFC - BALL BEARING

WELDED BASE R2 END MOUNTED FMF - 40 FRAME REDESIGN (SKCR46MM0055X)

SIZE DRAWING

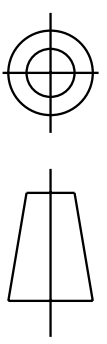
A

52A107739

REV 10

SCALE: 0.250 REF. No:

SHEET 2 of 2



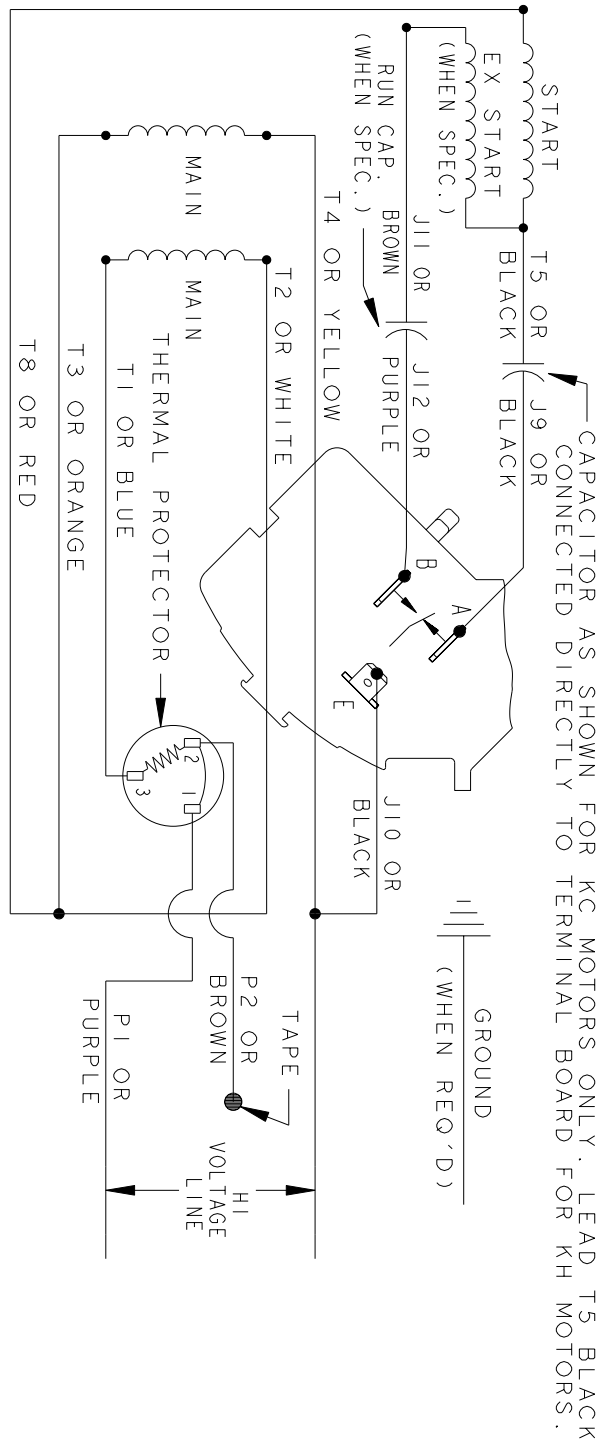
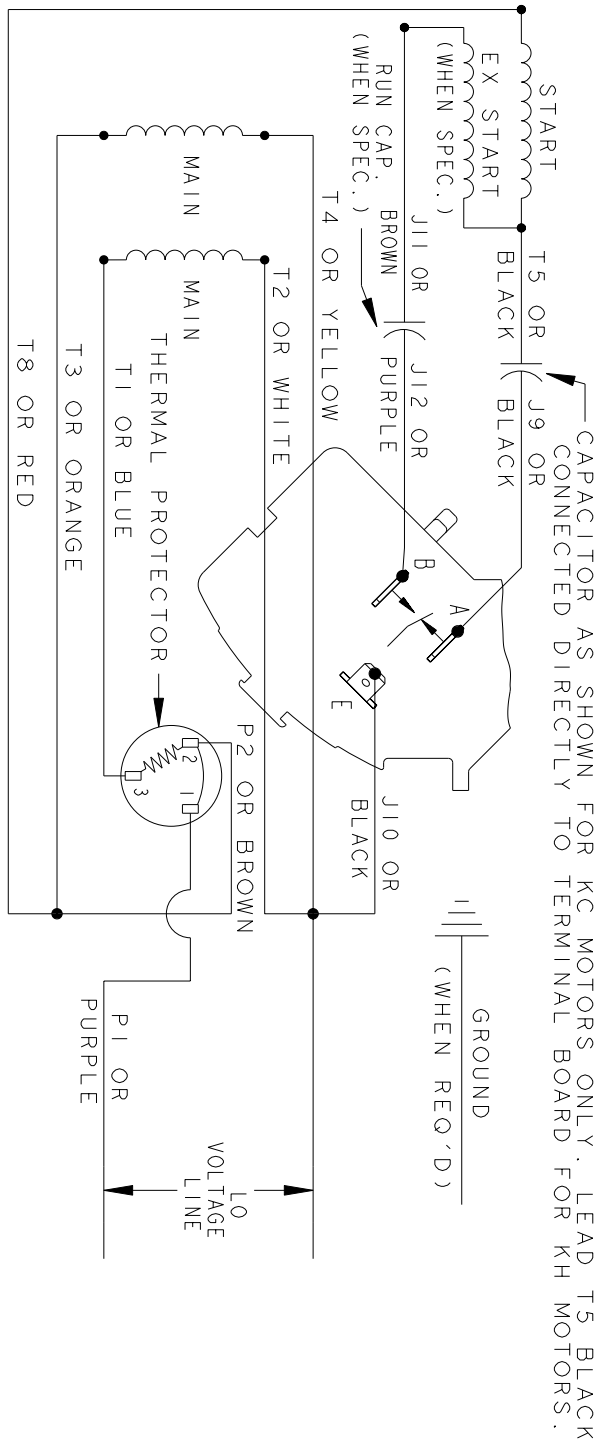
THIRD ANGLE PROJECTION

REVISIONS

REV.	DESCRIPTION	DATE	APPROVED
1	UPDATED FORMAT	01/05/06	MAM

REV 1

CCW/CW ROTATION - DUAL VOLTAGE  
 TYPE KC, KH OR KCR - WITH THERMAL PROTECTOR



NOTE#1 - TO REVERSE ROTATION, INTERCHANGE T8 RED AND J10 BLACK LEADS.  
 NOTE#2 - WHEN MORE THAN ONE CAPACITOR IS USED, CONNECT IN PARALLEL.

SWITCH - 115D958CB

REF. DIAG. - NONE

CONNECTION LABEL - 52X332912

SIGNATURES	DATE
MODEL M.D.P.	06/06/96
DETAIL	
CHECKED	
ENGRG	
MFG	
QUALITY	
ISSUED	M.D.P.
APPLIED PRACTICES	
DIMENSIONS ARE IN INCHES	
MATERIAL	SOLID MODEL: 52A105383BG



REGAL-BELOIT CORPORATION

CONNECTION DIAGRAM

30 FRAME SWITCH REDESIGN

52A105383BG

SCALE: 1.000	REF. No.:	SHEET 1 of 1
--------------	-----------	--------------