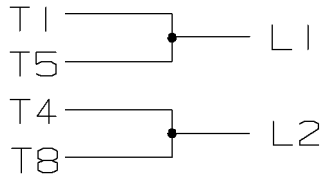
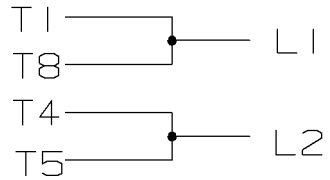


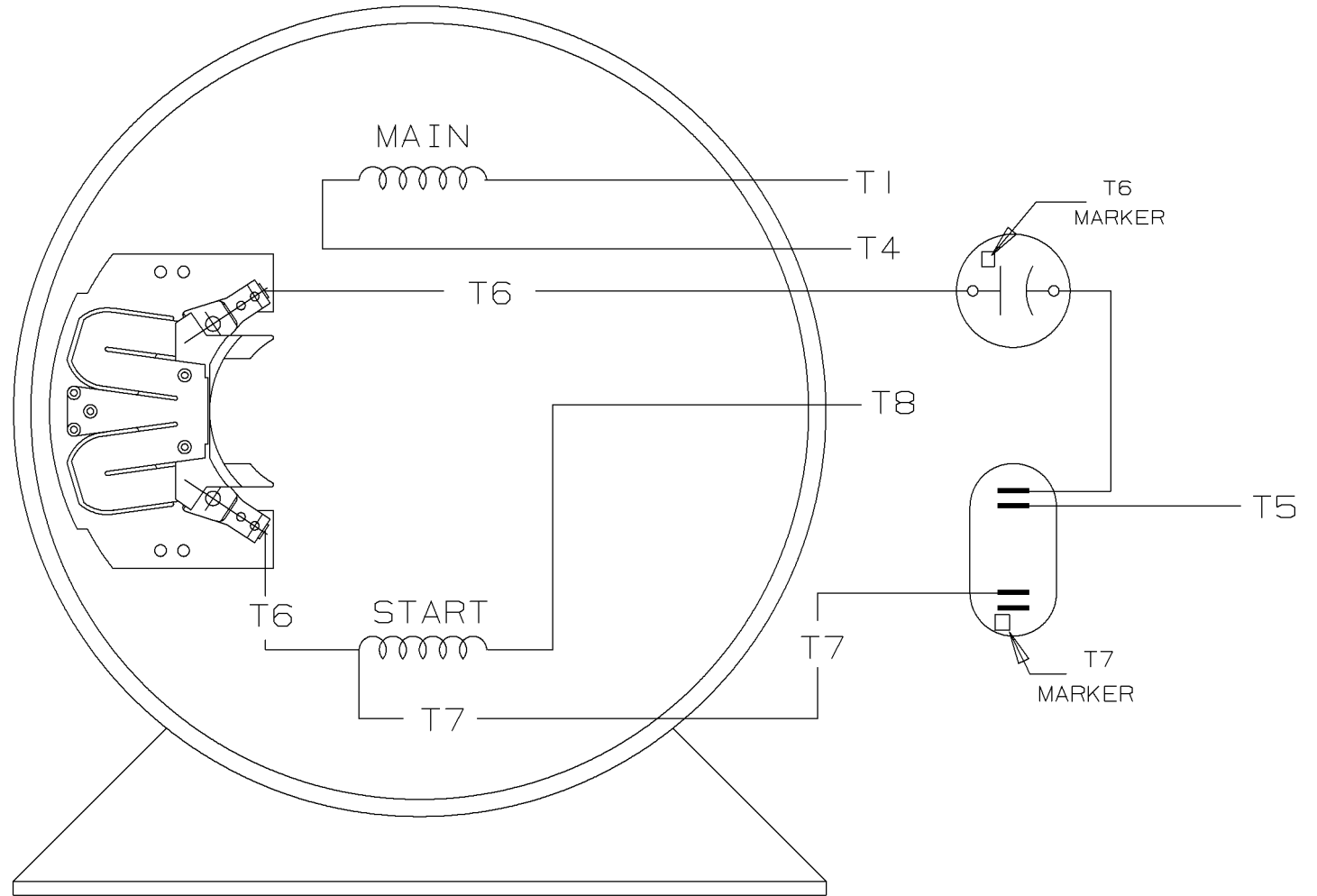
C.W. ROTATION



C.C.W. ROTATION



SINGLE VOLTAGE
CAPACITOR START
CAPACITOR RUN
REVERSIBLE



VIEW OF TERMINAL END

				✓ MAX. SURFACE ROUGHNESS UNLESS NOTED OTHERWISE	UNLESS OTHERWISE SPECIFIED DIMENSIONS ARE IN INCHES TOL. ON XX± XXX±.005 XXXX±.0005 ANGLES±		
				MATL SPEC	180 - 210 SWITCH	DRAWN BY GK	11-01-1986
				FINISH	MARATHON ELECTRIC	CHKD BY ML	11-01-1986
I	11-04-1986	NEW DRAWING	CN 7664C	GK	REFERENCE DRW.	APPD BY FG	11-04-1986
REV	DATE	CHANGE	NAME	PART NAME CONNECTION DIAGRAM			DRWG NO A-EE9048MF

SHOP BOOK

PURCHASED

DISTRIBUTION - WA - LB - WP - LM - BR

CADD FILE NO.

EE9048MF