

PRODUCT INFORMATION PACKET

Model No: 145TTDR16013
Catalog No: GT4006
2,3600,DP,145JMV,3/60/200
JM



Regal and Marathon are trademarks of Regal Beloit Corporation or one of its affiliated companies.
©2018 Regal Beloit Corporation, All Rights Reserved. MC017097E





Nameplate Specifications

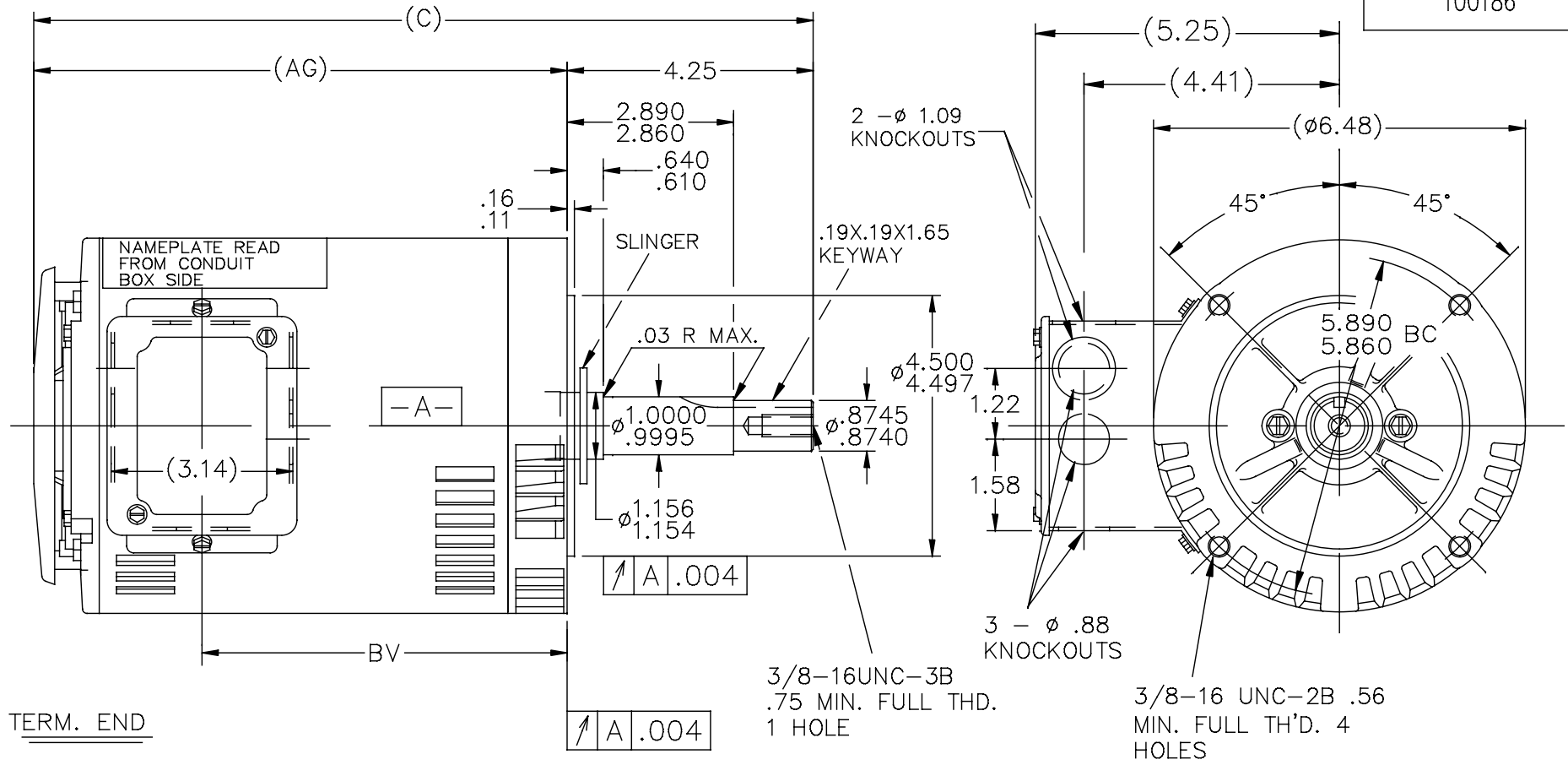
Output HP	2 Hp	Output KW	1.49 kW
Frequency	60 Hz	Voltage	200 V
Current	6.45 A	Speed	3510 rpm
Service Factor	1.15	Phase	3
Efficiency	86.5 %	Duty	CONTINUOUS
Insulation Class	F	Design Code	B
KVA Code	L	Frame	145JMV
Enclosure	DP	Overload Protector	NOT
Ambient Temperature	40 °C	Drive End Bearing Size	6206
Opp Drive End Bearing Size	6203	UL	Recognized
CSA	Y	CE	Y
IP Code	22		

Technical Specifications

Electrical Type	SQ CAGE INV RATED	Starting Method	LINE OR INVERTER
Poles	2	Rotation	REV
Mounting	ROUND	Motor Orientation	HORIZONTAL OR SHAFT DOWN
Drive End Bearing	BALL	Opp Drive End Bearing	BALL
Frame Material	ROLLED STEEL	Shaft Type	JM
Overall Length	13.42 in	Frame Length	7.06 in
Shaft Diameter	0.88 in	Shaft Extension	4.25 in
Assembly/Box Mounting	F1 ONLY		
Outline Drawing	A-100186-706	Connection Diagram	A-EE7300

This is an uncontrolled document once printed or downloaded and is subject to change without notice. Date Created: 04/05/2018

100186



DASH	FRAME	C	AG	BV	DASH	FRAME	C	AG	BV
					806	140	14.42	10.17	7.31
656	140	12.92	8.67	5.81	856	"	14.92	10.67	7.81
706	140	13.42	9.17	6.31	906	"	15.42	11.17	8.31
756	140	13.92	9.67	6.81	956	"	15.92	11.67	8.81

NOTE: CONDUIT BOX CAN BE ROTATED 180°

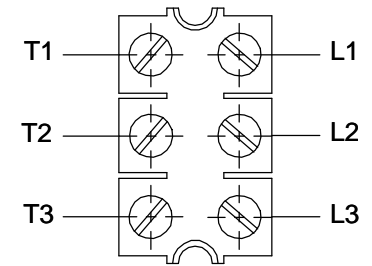
NO.	REVISION	BY & DATE	CHK	ANG	TOLERANCES UNLESS SPECIFIED		FINISH	DRAWN SMC 10-30-1990			
					DEC.	INCHES					
6	UPDATED TO REGAL LOGO	SAJ 07-06-2015	VS					CHK ML 10-31-1990			
5	REVISED AK DIA ECR-0044440	SVL 11-06-2013		.X	±.1			APPD			
4	REDRAWN IN AUTOCAD	TAT 07-06-2004	ML	.XX	±.03		TITLE OUTLINE	SCALE 3=8			
3	.75 FULL THD. WAS .88	CN 13229 RM 04-26-1991		.XXX	±.005		140T FR.-BB-DR.PR-C FACE-3φ-JM. EXT.	REF			
2	REDRAWN ON CADD	SMC 10-30-1990		.XXXX	±.0005		MAT'L.	FMF			
					±7'30"			PREV			
THIS DRAWING IN DESIGN AND DETAIL IS OUR PROPERTY AND MUST NOT BE USED EXCEPT IN CONNECTION WITH OUR WORK ALL RIGHTS OF DESIGN AND INVENTION ARE RESERVED THIS IS AN ELECTRONICALLY GENERATED DOCUMENT - DO NOT SCALE THIS PRINT				RFP	CAD FILE 100186			SIZE A	DRAWING NO. 100186	PAGE OF 6	REV. 6
				DIST WP							



**THREE PHASE - SINGLE VOLTAGE
MOTOR - CONDUIT BOX @ 'A'**

**TO REVERSE ROTATION:
INTERCHANGE ANY TWO
LINE LEAD CONNECTIONS.**

TERMINAL BLOCK WHEN SPECIFIED



VIEW OF TERMINAL END

**IF MOTOR HAS
6 LEADS**



A-9806 DECAL

**OPTIONAL CORD
CONNECTION**

- L1 _____ WHITE
- L2 _____ RED
- L3 _____ BLACK

DRAWING REVISION AB	REVISION BY JJB	DATE 06-27-2017
ECO ECO-0125361	APPROVED BY TB	DATE 06-27-2017
ECO DESCRIPTION UPDATED TO CURRENT STANDARDS		
<small>COPYRIGHT REGAL BELOIT AMERICA, INC. ALL RIGHTS RESERVED. PROPRIETARY AND CONFIDENTIAL INFORMATION - THIS DOCUMENT IS THE PROPERTY OF REGAL BELOIT AMERICA, INC. ("OWNER") AND CONTAINS OWNER'S PROPRIETARY INFORMATION. ANY PERSON, CORPORATION OR OTHER FIRM RECEIVING IT IS DEEMED, BY RECEIVING IT, TO AGREE THAT IT, AND/OR ANY PART OF IT, SHALL NOT BE DISCLOSED TO ANY PERSON, CORPORATION OR OTHER ENTITY, DUPLICATED, AND/OR USED, EXCEPT AS EXPRESSLY APPROVED IN WRITING IN ADVANCE BY OWNER. THIS DOCUMENT SHALL BE RETURNED TO OWNER UPON REQUEST. IT MAY BE SUBJECT TO CERTAIN RESTRICTIONS UNDER APPLICABLE EXPORT CONTROL LAWS AND REGULATIONS.</small>		



DRAWN BY DA
DATE 03-26-1993
APPROVED BY TB
DATE 03-26-1993
REFERENCE
THIRD ANGLE PROJECTION

Regal Beloit America, Inc.		
		DESCRIPTION CONNECTION DIAGRAM EXTERNAL - SINGLE VOLTAGE - 3Ø MOTOR
MATERIAL	PROCESS/FINISH	
SIZE A	DRAWING NUMBER EE7300	SHEET 1 OF 1

CERTIFICATION DATA SHEET

Model#: 145TTDR16013 AA **WINDING#:** ZT224 DR 4
CONN. DIAGRAM: A-EE7300 **ASSEMBLY:** F1 ONLY
OUTLINE: A-100186-706

TYPICAL MOTOR PERFORMANCE DATA

HP	KW	SYNC. RPM	F.L. RPM	FRAME	ENCLOSURE	KVA CODE	DESIGN
2	1.49	3600	3510	145JMV	DP	L	B

PH	Hz	VOLTS	FL AMPS	START TYPE	DUTY	INSL	S.F	AMB°C	ELEVATION
3	60	200	6.45	LINE OR INVERTER	CONTINUOUS	F3	1.15	40	3300

FULL LOAD EFF: 86.5	3/4 LOAD EFF: 86	1/2 LOAD EFF: 83	GTD. EFF	ELEC. TYPE	NO LOAD AMPS
FULL LOAD PF: 78.5	3/4 LOAD PF: 71	1/2 LOAD PF: 58	84	SQ CAGE INV RATED	3.5

F.L. TORQUE	LOCKED ROTOR AMPS	L.R. TORQUE	B.D. TORQUE	F.L. RISE°C
3 LB-FT	55.7	9 LB-FT 300	12.8 LB-FT 427	38

SOUND PRESSURE @ 3 FT.	SOUND POWER	ROTOR WK^2	MAX. WK^2	SAFE STALL TIME	STARTS /HOUR	APPROX. MOTOR WGT
68 dBA	78 dBA	0.034 LB-FT^2	4 LB-FT^2	15 SEC.	2	30 LBS.

***** SUPPLEMENTAL INFORMATION *****

DE BRACKET TYPE	ODE BRACKET TYPE	MOUNT TYPE	ORIENTATION	SEVERE DUTY	HAZARDOUS LOCATION	DRIP COVER	SCREENS	PAINT
C-FACE	STANDARD	ROUND	HORIZONTAL OR SHAFT DOWN	FALSE	NONE	TRUE	NONE	BLUE (POWDER)

BEARINGS		GREASE	SHAFT TYPE	SPECIAL DE	SPECIAL ODE	SHAFT MATERIAL	FRAME MATERIAL
DE	OPE	POLYREX EM	JM	NONE	NONE	1144 STRESSPROOF (C-223)	ROLLED STEEL
BALL	BALL						
6206	6203						

THERMO-PROTECTORS				THERMISTORS	CONTROL	SPACE /n HEATERS
THERMOSTATS	PROTECTORS	WDG RTDs	BRG RTDs			
NONE	NOT	NONE	NONE	NONE	FALSE	NONE VOLTS

If Inverter equals NONE, contact factory for further information

INVERTER TORQUE: CONSTANT 2:1
INV. HP SPEED RANGE: NONE
ENCODER: NONE
NONE NONE
NONE NONE PPR
BRAKE: NONE NONE
NONE P/N NONE
NONE NONE
- FT-LB NONE V NONE Hz

*
N
O
T
E
S
*

DATE: 06/23/2017 02:18:28 AM
 FORM 3531 REV.3 02/07/99
 ** Subject to change without notice.

Data Sheet

Date: 29-06-2017
 Customer: _____
 Attention: _____
 Submitted by: FAREEDA DUDEKULA



145TTDR16013

Submittal

Data @ 200 V

Motor Load Data

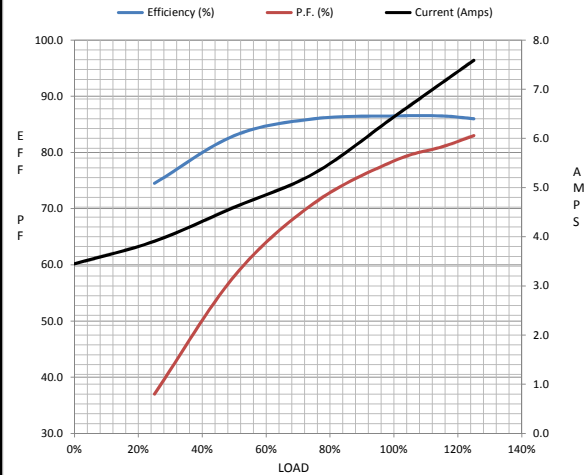
Load	0%	25%	50%	75%	100%	115%	125%	LR
Current (Amps)	3.5	3.9	4.6	5.3	6.4	7.1	7.6	55.7
Torque (ft-lb)	0.00	0.71	1.50	2.20	3.0	3.5	3.8	9.0
RPM	3600	3580	3560	3540	3510	3,500	3495	0
Efficiency (%)		74.5	83.0	86.0	86.5	86.5	86.0	
P.F. (%)	10.0	37.0	58.0	71.0	78.5	81.0	83.0	64.5

Motor Speed Data

	LR	Pull-Up	BD	Rated	Idle
Speed (RPM)	0	1500	2570	3510	3600
Current (Amps)	55.7	50.1	37.3	6.4	3.5
Torque (ft-lb)	9.0	11.0	12.8	3.0	0.00

Information Block

HP	2.0			
Sync. RPM	3600			
Frame	145			
Enclosure	DP			
Construction	TDR			
Voltage	200 V			
Frequency	60 Hz			
Design	B			
LR Code letter	L			
Service Factor	1.15			
Temp Rise @ FL	38 ° C			
Duty	CONT			
Ambient	40 ° C			
Elevation	1,000 feet			
Rotor/Shaft wk ²	0.03 Lb-Ft ²			
Ref Wdg	ZT224 DR			
Sound Pressure @ 1M	68 dBA			
VFD Rating	CONSTANT 2:1			
Outline Dwg	A-100186-706			
Conn. Diag	A-EE7300			
Additional Specifications:				
0				
365THFS8036				
EQUIV CKT (OHMS / PHASE)				
R1	R2	X1	X2	Xm
0.0000	0.0000	0.0000	0.0000	0.0000



Speed -Torque Curve

