

PRODUCT INFORMATION PACKET

Model No: 215TBFW7010
Catalog No: Z435
10,3600,TEFC,215JM,1/60/230
JM



Regal and Marathon are trademarks of Regal Beloit Corporation or one of its affiliated companies.
©2018 Regal Beloit Corporation, All Rights Reserved. MC017097E





Nameplate Specifications

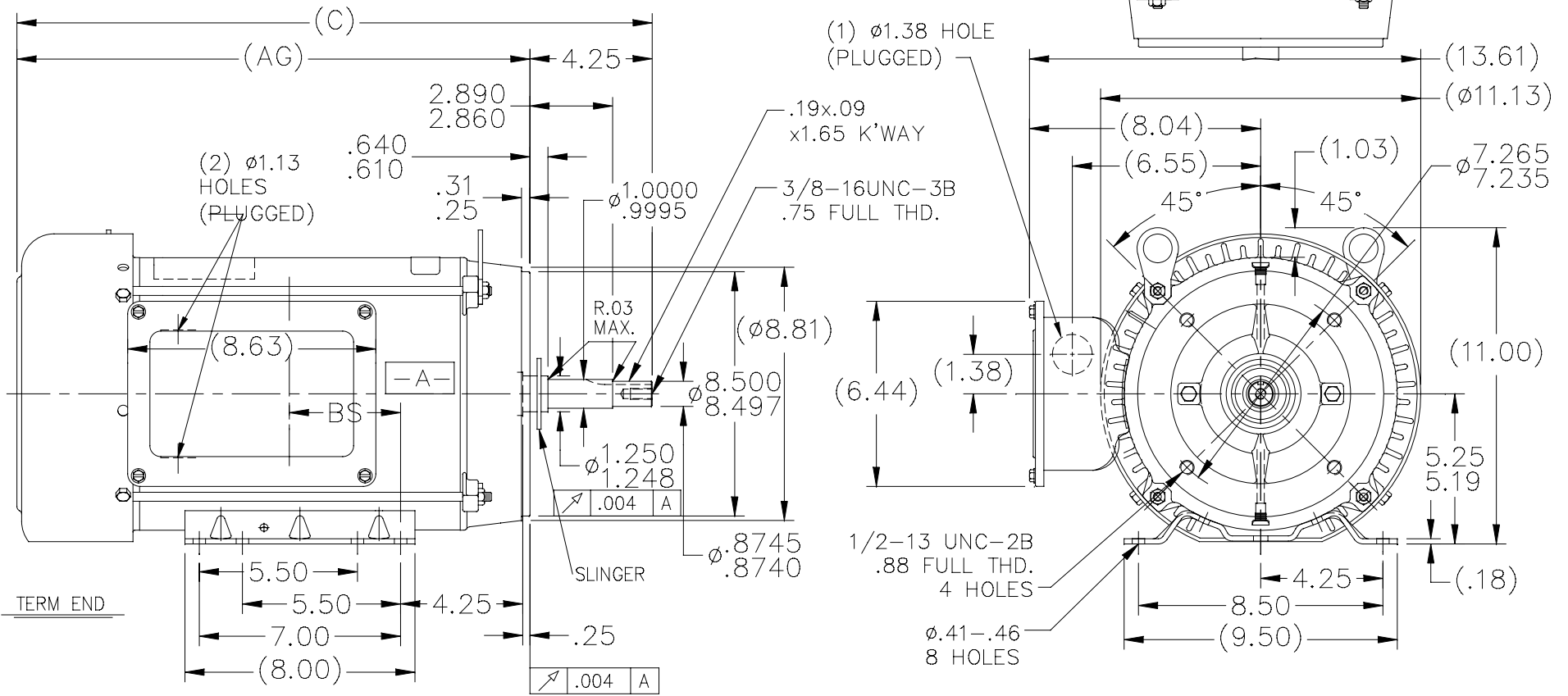
Output HP	10 Hp	Output KW	7.5 kW
Frequency	60 Hz	Voltage	230 V
Current	41.5 A	Speed	3500 rpm
Service Factor	1.15	Phase	1
Efficiency	83.8 %	Duty	CONTINUOUS
Insulation Class	F	Design Code	L
KVA Code	G	Frame	215JM
Enclosure	TEFC	Overload Protector	NOT
Ambient Temperature	40 °C	Drive End Bearing Size	6309
Opp Drive End Bearing Size	6206	UL	Recognized
CSA	Y	CE	Y
IP Code	43		

Technical Specifications

Electrical Type	CAP START CAP RUN	Starting Method	ACROSS THE LINE
Poles	2	Rotation	SELECTIVE CCW
Mounting	RIGID	Motor Orientation	HORIZONTAL
Drive End Bearing	BALL	Opp Drive End Bearing	BALL
Frame Material	ROLLED STEEL	Shaft Type	JM
Overall Length	22.09 in	Frame Length	11.15 in
Shaft Diameter	0.88 in	Shaft Extension	4.25 in
Assembly/Box Mounting	F1/F2 CAPABLE		
Outline Drawing	037645-1115	Connection Diagram	A-EE9048MF

This is an uncontrolled document once printed or downloaded and is subject to change without notice. Date Created: 04/05/2018

037645



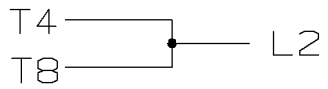
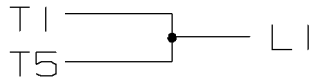
TERM END

DASH	FR.	C	AG	BS
965	213JM	20.59	16.34	2.45
1115	213/15JM	22.09	17.84	3.95
1240	213/15JM	23.34	19.09	5.20

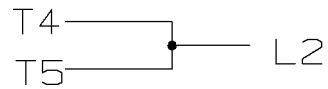
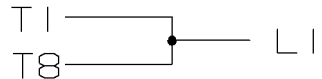
NOTES:
1. NAMEPLATE TO BE READ FROM C'BOX SIDE OF MOTOR.

		TOLERANCES UNLESS SPECIFIED		REGAL™ Regal Beloit America, Inc.		DRAWN GRB 11/14/08	
		DEC.	INCHES			CHK SK 11/14/08	
		.X	$\pm .1$			APPD	
		.XX	$\pm .03$	TITLE OUTLINE - 210JM FR. DP - 'C' FACE		SCALE 3=16	
		.XXX	$\pm .005$			REF SS87504	
01	LOGO CHANGED MARATHON TO REGAL	LK	10/19/2015	GR	.XXXX	$\pm .0005$	MAT'L.
NO.	REVISION	BY & DATE	CHK	ANG	$\pm 7'30''$	FINISH	PREV
THIS DRAWING IN DESIGN AND DETAIL IS OUR PROPERTY AND MUST NOT BE USED EXCEPT IN CONNECTION WITH OUR WORK ALL RIGHTS OF DESIGN AND INVENTION ARE RESERVED THIS IS AN ELECTRONICALLY GENERATED DOCUMENT - DO NOT SCALE THIS PRINT				RFP	CAD FILE 037645		SIZE
				DIST	LB	DRAWING NO. PAGE 1 OF 1 REV. 037645 01	

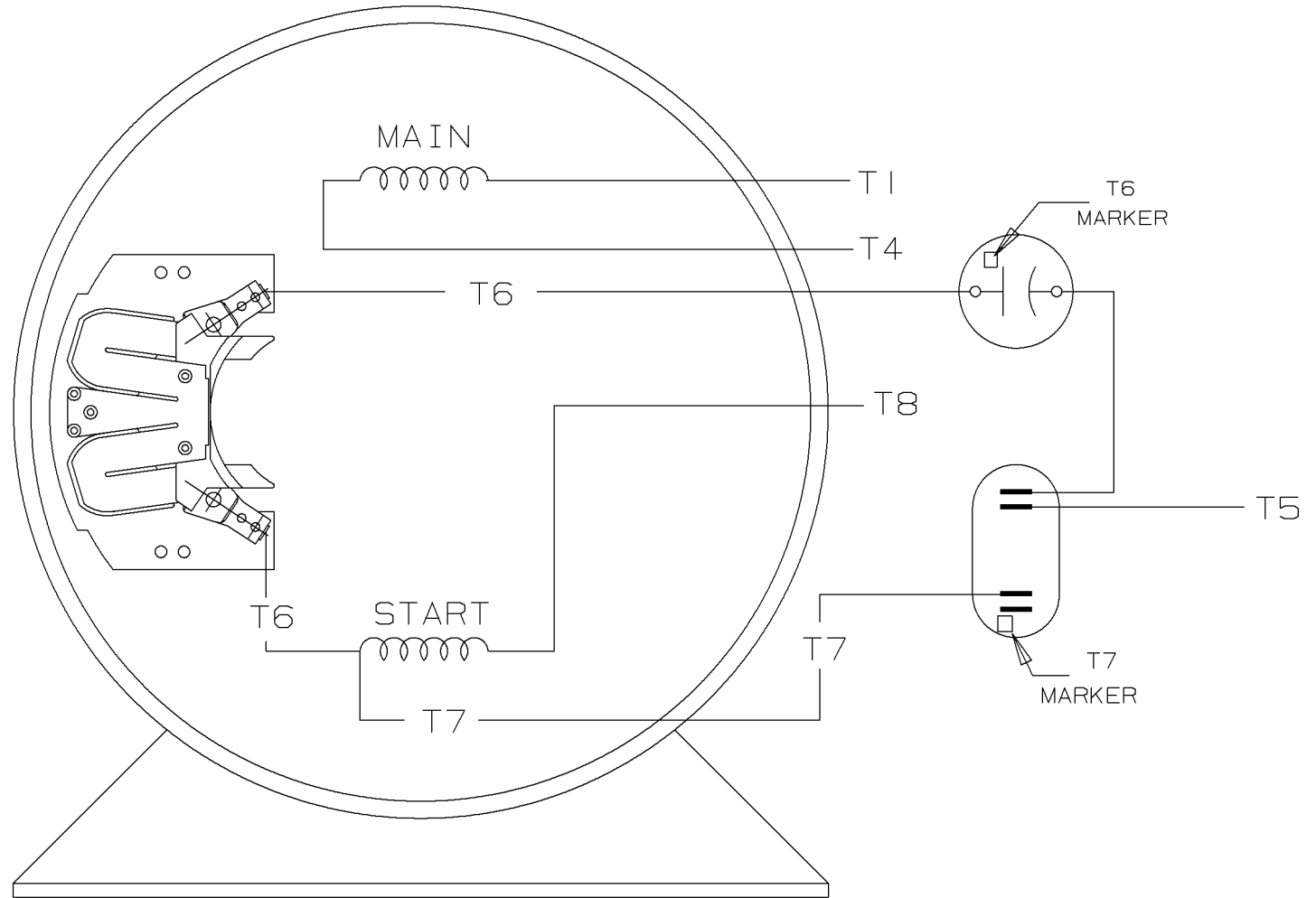
C.W. ROTATION



C.C.W. ROTATION



SINGLE VOLTAGE
CAPACITOR START
CAPACITOR RUN
REVERSIBLE



VIEW OF TERMINAL END

				✓ MAX. SURFACE ROUGHNESS UNLESS NOTED OTHERWISE	UNLESS OTHERWISE SPECIFIED DIMENSIONS ARE IN INCHES TOL. ON XX± XXX±.005 XXXX±.0005 ANGLES±		
				MATL SPEC	180 - 210 SWITCH	DRAWN BY	GK 11-01-1986
				FINISH	MARATHON ELECTRIC	CHKD BY	ML 11-01-1986
I	11-04-1986	NEW DRAWING	CN 7664C	GK	REFERENCE DRW.	WAUSAU, WISCONSIN 54401	APPD BY FG 11-04-1986
REV	DATE	CHANGE	NAME	PART NAME CONNECTION DIAGRAM			DRWG NO A-EE9048MF

SHOP BOOK

PURCHASED

DISTRIBUTION - WA - LB - WP - LM - BR

CADD FILE NO.

EE9048MF

CERTIFICATION DATA SHEET

Model#: 215TBFW7010 AB **WINDING#:** BK10268 NONE 2
CONN. DIAGRAM: A-EE9048MF **ASSEMBLY:** F1/F2 CAPABLE
OUTLINE: 037645-1115

TYPICAL MOTOR PERFORMANCE DATA

HP	KW	SYNC. RPM	F.L. RPM	FRAME	ENCLOSURE	KVA CODE	DESIGN
10	7.5	3600	3500	215JM	TEFC	G	L

PH	Hz	VOLTS	FL AMPS	START TYPE	DUTY	INSL	S.F	AMB°C	ELEVATION
1	60	230	41.5	ACROSS THE LINE	CONTINUOUS	F4	1.15	40	3300

FULL LOAD EFF: 83.8	3/4 LOAD EFF: 83.9	1/2 LOAD EFF: 81.3	GTD. EFF	ELEC. TYPE	NO LOAD AMPS
FULL LOAD PF: 93.2	3/4 LOAD PF: 92.9	1/2 LOAD PF: 90.3	0	CAP START CAP RUN	9

F.L. TORQUE	LOCKED ROTOR AMPS	L.R. TORQUE	B.D. TORQUE	F.L. RISE°C
15 LB-FT	249	26 LB-FT 173	38.5 LB-FT 257	85

SOUND PRESSURE @ 3 FT.	SOUND POWER	ROTOR WK^2	MAX. WK^2	SAFE STALL TIME	STARTS /HOUR	APPROX. MOTOR WGT
78 dBA	88 dBA	0 LB-FT^2	- LB-FT^2	10 SEC.	-	0 LBS.

***** SUPPLEMENTAL INFORMATION *****

DE BRACKET TYPE	ODE BRACKET TYPE	MOUNT TYPE	ORIENTATION	SEVERE DUTY	HAZARDOUS LOCATION	DRIP COVER	SCREENS	PAINT
C-FACE	STANDARD	RIGID	HORIZONTAL	FALSE	NONE	FALSE	NONE	BLUE (ENAMEL)

BEARINGS		GREASE	SHAFT TYPE	SPECIAL DE	SPECIAL ODE	SHAFT MATERIAL	FRAME MATERIAL
DE	OPE						
BALL	BALL	POLYREX EM	JM	NONE	NONE	AISI 1045 (C-240)	ROLLED STEEL
6309	6206						

THERMO-PROTECTORS				THERMISTORS	CONTROL	SPACE /n HEATERS
THERMOSTATS	PROTECTORS	WDG RTDs	BRG RTDs			
NONE	NOT	NONE	NONE	NONE	FALSE	NONE VOLTS

If Inverter equals NONE, contact factory for further information

INVERTER TORQUE: NONE
INV. HP SPEED RANGE: NONE
ENCODER: NONE
NONE NONE
NONE NONE PPR
BRAKE: NONE NONE
NONE P/N NONE
NONE NONE
- FT-LB NONE V NONE Hz

*
N
O
T
E
S
*

DATE: 06/22/2017 06:59:28 AM
 FORM 3531 REV.3 02/07/99
 ** Subject to change without notice.