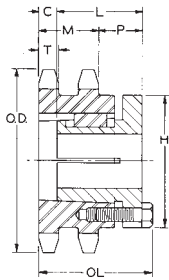
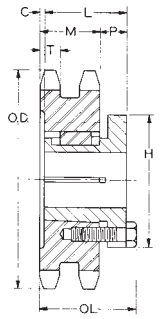


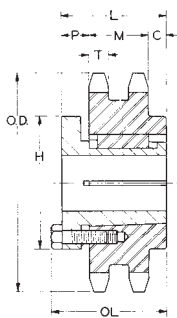
Type C



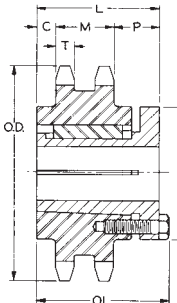
Type 12



Type 14



Type 15



Type 18

TABLE No. 1 **STEEL SINGLE TYPE "B" AND "C" MINIMUM BORE SPROCKETS**

PART No.	DIAMETERS		No. OF TEETH	TYPE	BORE		DIMENSIONS				Wt. Lbs.
	OUTSIDE	PITCH			STOCK	MAX.*	T NOM.	L MAX.	P	H	
100B8	3.77"	3.266"	8	B	1"	1 1/4"	.692"	1 7/8"	1 3/16"	2 1/16" †	2.8
100B9	4.18	3.655	9	B	1	1 5/8	.692	1 7/8	1 3/16	2 13/16 †	3.8
100B10	4.60	4.045	10	B	1	1 7/8	.692	1 7/8	1 3/16	3 1/4 †	5.1
100B11	5.01	4.437	11	B	1	2 1/4	.692	1 7/8	1 3/16	3 9/16 †	6.3
100B12	5.42	4.830	12	B	1	2 1/4	.692	1 7/8	1 3/16	4 †	5.0
100B13	5.82	5.223	13	B	1	2 3/8	.692	1 5/8	1 5/16	3 7/8	6.3
100B14	6.23	5.617	14	B	1 1/4	2 3/4	.692	1 5/8	1 5/16	4 3/16	9.2
100B15	6.63	6.012	15	B	1 1/4	3	.692	1 3/4	1 1/16	4 1/2	10.5
100B16	7.03	6.407	16	B	1 5/16	3	.692	1 3/4	1 1/16	4 1/2	11.2
100B17	7.44	6.803	17	B	1 5/16	3	.692	1 3/4	1 1/16	4 1/2	12.0
100B18	7.84	7.198	18	B	1 5/16	3	.692	1 3/4	1 1/16	4 1/2	12.9
100B19	8.24	7.595	19	B	1 5/16	3	.692	2	1 5/16	4 1/2	15.0
100B20	8.64	7.991	20	B	1 5/16	3	.692	2	1 5/16	4 1/2	15.9
100B21	9.04	8.387	21	B	1 5/16	3	.692	2	1 5/16	4 1/2	16.9
100B22	9.44	8.783	22	B	1 5/16	3	.692	2	1 5/16	4 1/2	18.0
100B23	9.84	9.180	23	B	1 1/4	3	.692	2	1 5/16	4 1/2	19.1
100B24	10.25	9.577	24	B	1 1/4	3	.692	2	1 5/16	4 1/2	20.2
100B25	10.65	9.973	25	B	1 1/4	3	.692	2	1 5/16	4 1/2	21.4
100B26	11.05	10.370	26	B	1 1/4	3 5/16	.692	2	1 5/16	5	24.1
100B27	11.44	10.767	27	B	1 1/4	3 5/16	.692	2	1 5/16	5	25.4
100B28	11.84	11.164	28	B	1 1/4	3 5/16	.692	2	1 5/16	5	26.7
100B29	12.24	11.561	29	B	1 1/4	3 5/16	.692	2	1 5/16	5	28.1
100B30	12.64	11.958	30	B	1 1/4	3 5/16	.692	2	1 5/16	5	29.6
100B32	13.44	12.753	32	B	1 1/4	3 5/16	.692	2 1/2	1 5/16	5	32.6
100B35	14.64	13.945	35	B	1 1/4	3 5/16	.692	2 1/2	1 13/16	5	37.5
100B36	15.04	14.342	36	B	1 1/4	3 5/16	.692	2 1/2	1 13/16	5	39.2
100B39	16.23	15.534	39	B	1 1/4	3 5/16	.692	2 1/2	1 13/16	5	48.6
100B40	16.63	15.932	40	B	1 1/4	3 5/16	.692	2 1/2	1 13/16	5	50.5
100B42	17.43	16.727	42	B	1 1/4	3 5/16	.692	2 1/2	1 13/16	5	54.5
100B45	18.63	17.920	45	B	1 1/2	3 5/16	.692	2 1/2	1 13/16	5	60.9
100B48	19.82	19.112	48	B	1 1/2	4	.692	2 1/2	1 13/16	6	67.7
100C54	22.21	21.498	54	C	1 1/2	4	.692	3 3/4	1 9/32	6	90.8
100C60	24.60	23.880	60	C	1 1/2	4	.692	3 3/4	1 9/32	6	108
100C70	28.58	27.862	70	C	1 1/2	5 1/4	.692	3 3/4	1 17/32	7	147
100C72	29.38	28.657	72	C	1 1/2	5 1/4	.692	3 3/4	1 17/32	7	155
100C76	30.97	30.248	76	C	1 1/2	5 1/4	.692	3 3/4	1 17/32	7	168
100C80	32.57	29.850	80	C	1 1/2	5 1/4	.692	3 3/4	1 17/32	7	183

* Maximum bore shown is with standard keyway and setscrew over keyway. Slightly larger bores are possible with no keyway, shallow keyway or setscrew at angle to keyway.

† Hub is recessed for chain clearance

These type "B" and "C" Sprockets are furnished with no keyway and no setscrew. They are made with minimum bore which can be rebored to size. keywayed and setscrewed for a reasonable extra charge

TABLE No. 2 **STEEL DOUBLE SPROCKETS WITH BROWNING SPLIT TAPER® BUSHINGS**

PART No.	BUSHING	BORE RANGE	DIAMETERS		No. OF TEETH	TYPE	DIMENSIONS						Wt.(lbs) LESS BUSHING	
			OUT-SIDE	PITCH			T	M	OL	L	P	C		H
D100P11	P1	1/2 - 1 3/4	5.01	4.437	11	14	.669	2.077	2 15/16	1 15/16	5/8	49/64	3	4.7
D100Q12	Q2	1-2 5/8	5.42	4.830	12	12	.669	2.077	4 17/64	3 1/2	1 61/64	17/32	4 1/8	5.9
D100Q13	Q2	1-2 5/8	5.82	5.223	13	12	.669	2.077	4 17/64	3 1/2	1 61/64	17/32	4 1/8	7.9
D100Q14	Q1	3/4 - 2 11/16	6.23	5.617	14	14	.669	2.077	3 5/32	2 1/2	27/32	3/32	4 1/8	7.4
D100Q15	Q1	3/4 - 2 11/16	6.63	6.012	15	14	.669	2.077	3 5/32	2 1/2	27/32	3/32	4 1/8	9.1
D100Q16	Q1	3/4 - 2 11/16	7.03	6.407	16	14	.669	2.077	3 3/32	2 1/2	27/32	3/32	4 1/8	10.9
D100R17	R1	1 1/8 - 3 3/4	7.44	6.803	17	14	.669	2.077	3 7/32	2 7/8	29/32	5/64	5 3/8	10.0
D100R18	R1	1 1/8 - 3 3/4	7.84	7.198	18	14	.669	2.077	3 7/32	2 7/8	29/32	5/64	5 3/8	12.3
D100R19	R1	1 1/8 - 3 3/4	8.24	7.595	19	14	.669	2.077	3 7/32	2 7/8	29/32	5/64	5 3/8	14.9
D100R20	R1	1 1/8 - 3 3/4	8.64	7.991	20	14	.669	2.077	3 7/32	2 7/8	29/32	5/64	5 3/8	17.4
D100R21	R1	1 1/8 - 3 3/4	9.04	8.387	21	14	.669	2.077	3 7/32	2 7/8	29/32	5/64	5 3/8	20.3
D100R22	R1	1 1/8 - 3 3/4	9.44	8.783	22	14	.669	2.077	3 7/32	2 7/8	29/32	5/64	5 3/8	22.8
D100R24	R1	1 1/8 - 3 3/4	10.25	9.577	24	14	.669	2.077	3 7/32	2 7/8	29/32	5/64	5 3/8	29.5
D100R35	R1	1 1/8 - 3 3/4	14.64	13.945	35	14	.669	2.077	3 7/32	2 7/8	29/32	5/64	5 3/8	76.8
D100S45	S1	1 11/16 - 4 1/4	18.63	17.920	45	15	.669	2.077	4 3/4	4 3/8	1 1/8	1 15/64	6 3/8	138
D100S60	S1	1 11/16 - 4 1/4	24.60	23.884	60	15	.669	2.077	4 3/4	4 3/8	1 1/8	1 15/64	6 3/8	251
D100S70	S2	1 7/8 - 4 3/16	28.58	27.862	70	18	.669	2.077	7 1/8	6 3/4	2 7/16	2 1/4	6 3/8	358
D100S80	S2	1 7/8 - 4 3/16	32.57	31.839	80	18	.669	2.077	7 1/8	6 3/4	2 7/16	2 1/4	6 3/8	431