

PRODUCT INFORMATION PACKET



Model No: CM34D25NZ77A

Catalog No: M1135145.00

PE350...43:1.62RPM.220LBIN.1/4HP.34...DC GEARMOTORS SUB-FHP.180V..TENV.CM34D25NZ77A
PE350 Series



Regal and Leeson are trademarks of Regal Beloit Corporation or one of its affiliated companies.

©2018 Regal Beloit Corporation, All Rights Reserved. MC017097E





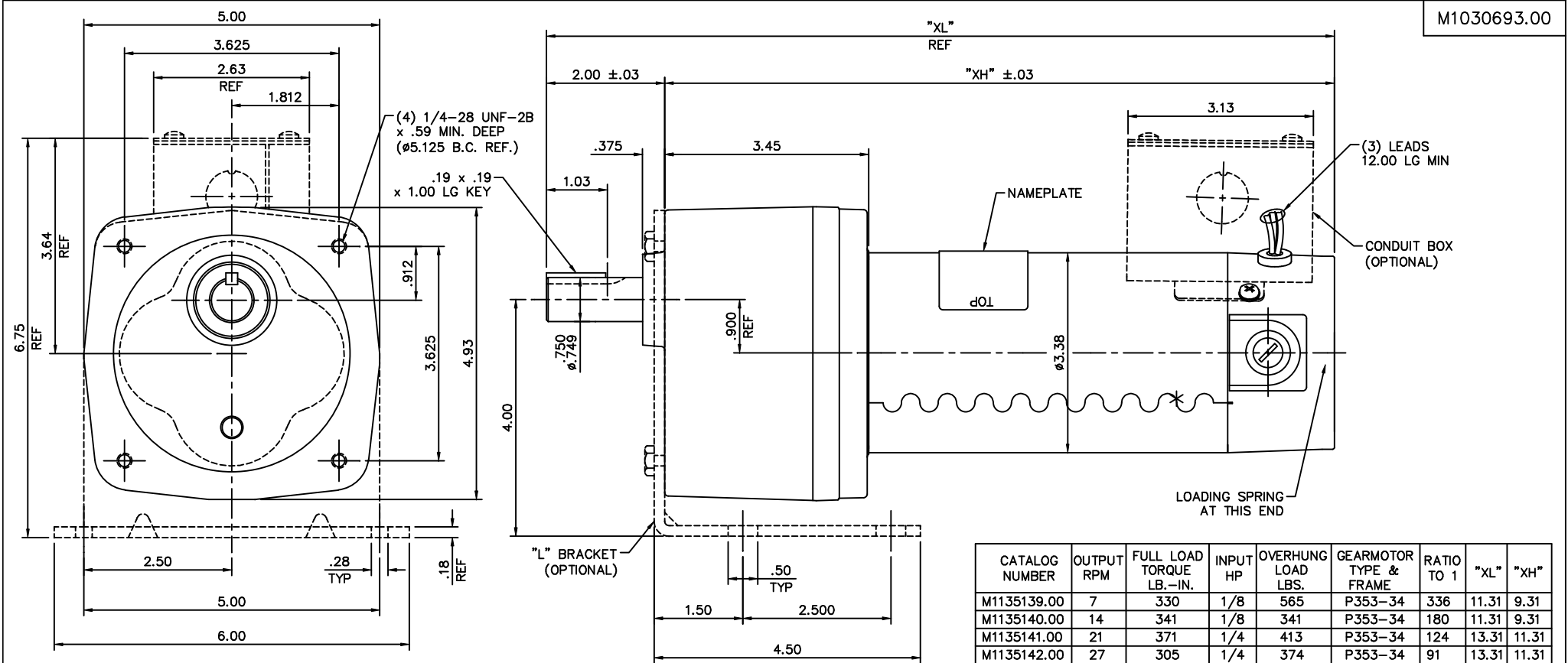
Nameplate Specifications

Output HP	0.25 Hp	Output KW	0.19 kW
Voltage	180 V	Current	1.2 A
Speed	62 rpm	Service Factor	1
Efficiency	62.7 %	Duty	Continuous
Insulation Class	F	Frame	34
Enclosure	Totally Enclosed Non Ventilated	Overload Protector	No
Ambient Temperature	40 °C	Drive End Bearing Size	6201
Opp Drive End Bearing Size	608	UL	Recognized
CSA	Y	CE	Y

Technical Specifications

Rotation	Reversible	Mounting	Special
Shaft Type	Parallel	Overall Length	13.31 in
Frame Length	6.06 in	Shaft Diameter	0.750 in
Shaft Extension	1.625 in		
Outline Drawing	M1030693-M1135145	Connection Diagram	M100512401

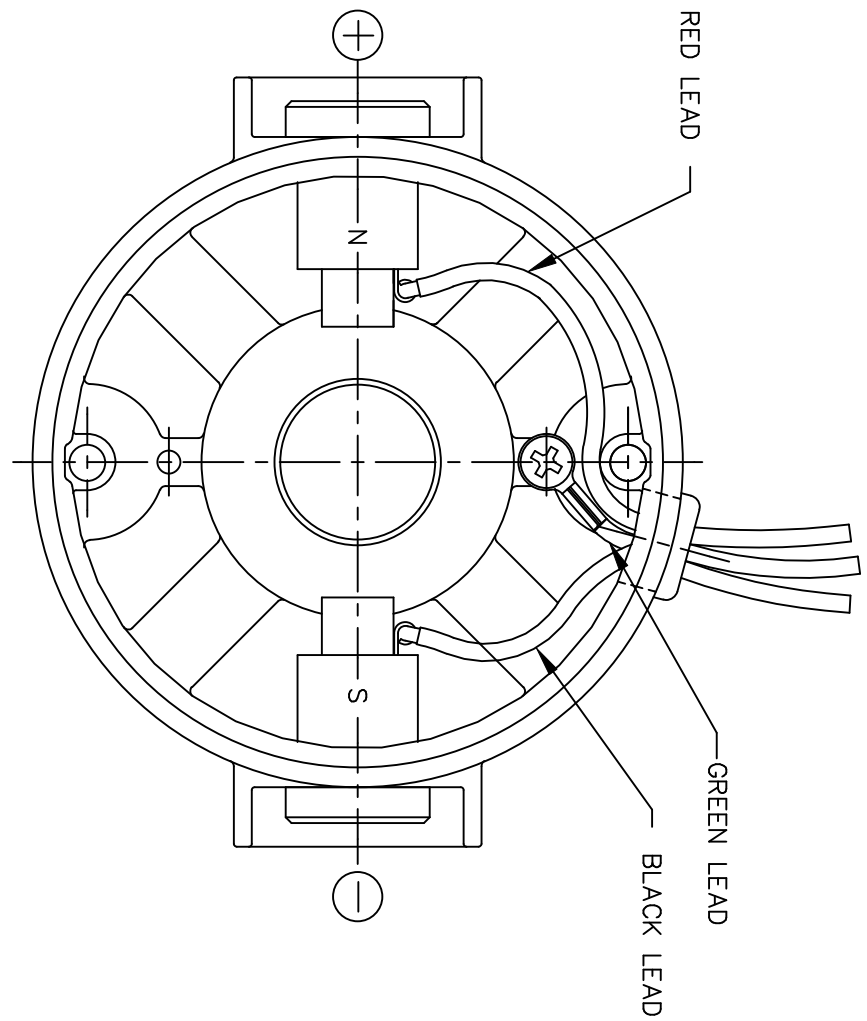
This is an uncontrolled document once printed or downloaded and is subject to change without notice. Date Created: 10/15/2018



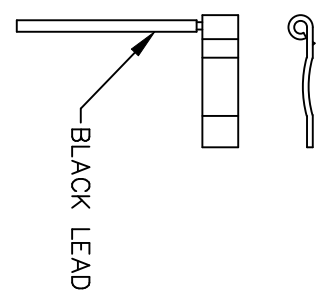
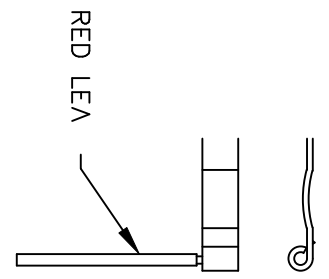
CATALOG NUMBER	OUTPUT RPM	FULL LOAD TORQUE LB.-IN.	INPUT HP	OVERHUNG LOAD LBS.	GEARMOTOR TYPE & FRAME	RATIO TO 1	"XL"	"XH"
M1135139.00	7	330	1/8	565	P353-34	336	11.31	9.31
M1135140.00	14	341	1/8	341	P353-34	180	11.31	9.31
M1135141.00	21	371	1/4	413	P353-34	124	13.31	11.31
M1135142.00	27	305	1/4	374	P353-34	91	13.31	11.31
M1135143.00	42	280	1/4	327	P353-34	58	13.31	11.31
M1135144.00	50	250	1/4	315	P353-34	50	13.31	11.31
M1135145.00	62	220	1/4	303	P353-34	43	13.31	11.31
M1135146.00	83	155	1/4	267	P352-34	29	13.31	11.31
M1135147.00	125	100	1/4	256	P352-34	22.67	13.31	11.31
M1135148.00	165	70	1/4	232	P352-34	15	13.31	11.31
M1135149.00	250	45	1/4	201	P352-34	10.6	13.31	11.31
M1135150.00	500	25	1/4	194	P352-34	5.44	13.31	11.31

		TOLERANCES UNLESS SPECIFIED		LEESON	ELECTRIC MOTORS GEARMOTORS AND DRIVES	DRAWN SAD 02/04/99
		DEC.	INCHES			CHK
		.X	±.1	TITLE OUTLINE - 34 FRAME D.C. PE350 GEARBOX 180 VOLTS		APPD
		.XX	±.03			SCALE 5=8
02	1/4-28 UNF-2B TAPS WERE .63 DEEP PER ECR81849.	RPB 11/25/03	BC .XXX	±.005	REF M1030589.00	
01	UPDATED TO CATALOG INFORMATION PER K.K.	CAS 10/31/00	SAD .XXXX	±.0005	FMF M1135139.00	
NO.	REVISION	BY & DATE	CHK	ANG	±1/2"	PREV
THIS DRAWING IN DESIGN AND DETAIL IS OUR PROPERTY AND MUST NOT BE USED EXCEPT IN CONNECTION WITH OUR WORK ALL RIGHTS OF DESIGN AND INVENTION ARE RESERVED THIS IS AN ELECTRONICALLY GENERATED DOCUMENT - DO NOT SCALE THIS PRINT				RFP	CAD FILE M1030693	SIZE B
				DIST	DRAWING NO. M1030693.00	REV. 02

D.C. MOTORS



EXTERNAL CONNECTIONS FOR CW ROTATION
 VIEWING LEAD END OF MOTOR WITH RED LEAD
 POSITIVE AND BLACK LEAD NEGATIVE (-)
 FOR CCW ROTATION REVERSE POLARITY



07	CORRECTED "N" & "S", ECR 80000 (PER BC)	VS	8/14/02	BC	TOLERANCES UNLESS SPECIFIED		LEESON ELECTRIC MOTORS GEARMOTORS AND DRIVES	DRAWN	SPV 12/10/91
06	REMOVED GROUND HOLE	TMZ	3/16/95	DEC.	INCHES			CHK	DWF 5/20/92
05	REVERSE ROTATION WAS CW	SPV	6/3/94	.X	±.1		TITLE	APPD	
04	CHANGED ROTATION FROM CCW TO CW	MJS	3/9/93	.XX	±.01			SCALE	1=1
03	REVISED ROTATION NOTE	DWF	1/6/93	.XXX	±.005		MAT'L.	REF	
02	ADDED GREEN LEAD	DWF	8/1/92	.XXXX	±.0005			FINISH	FMF M9131D2N22
NO.	REVISION	BY & DATE	CHK	ANG	±1/2"			PREV	
THIS DRAWING IN DESIGN AND DETAIL IS OUR PROPERTY AND MUST NOT BE USED EXCEPT IN CONNECTION WITH OUR WORK ALL RIGHTS OF DESIGN AND INVENTION ARE RESERVED THIS IS AN ELECTRONICALLY GENERATED DOCUMENT - DO NOT SCALE THIS PRINT				RFP	CAD FILE	M100512401	SIZE	DRAWING NO.	REV.
				DIST			A	M1005124.01	07