


features

- 99% Efficient Drives
- Economical
- Simple Installation
- Long Life
- Space Saver
- Reduced Bearing Loads
- Smooth Drive
- Quiet Drive
- Cool Drive
- Not Affected by Atmospheric Conditions
- Adaptable to Your Centers
- High Speeds
- Minimum of Maintenance
- Adaptable to Speed Changes
- Positive Drive—No Slip
- Wide Speed and H.P. Range



Morse® Silent Chain is an Inverted Tooth type drive offering particularly smooth, quiet power transmission at higher speeds up to 5000 FPM. The exclusive Morse Rocker Joint eliminates friction during chain articulation—permitting high rotative speed with less wear and heat.

All of the silent chains and sprockets listed are to the ANSI standard profile.

Chain designation listed as example SC 408, indicating:

S.C.—Silent Chain standard link profile and guide

4—Pitch in 1/8" increments

08—Width in 1/4" increments

All sizes of chain and sprockets listed are of the Center Guide type except SC302.

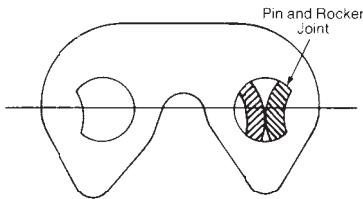
Standards are not such that competitive chains may be connected together. They will, however, individually run over the same set of standard sprockets.

Sprocket designation listed, as an example, 408-38:


4—Pitch in 1/8" increments

08—Width in 1/4" increments

38—Number of teeth



offset link section



Adjustments of centers and an even number of pitches in the chain length are desirable characteristics for all chain drives. Centers should be selected which result in an even number of pitches in the chain length.

When fixed centers necessitate the use of an odd number of pitches an **offset link** or **hunting link** may be used. As illustrated, this assembly, four pitches long, includes one row of **offset links**.

3/16" pitch silent chain


The Morse® 3/16" pitch silent chain drive is a high speed power transmission medium that offers the maximum in performance and reliability. Quietness and durability are the result of unique design and manufacturing practices.

Materials are the finest alloy steels, properly heat treated to resist wear and fatigue. Chain link and sprocket profiles are in accordance with practices established by the chain industry. Morse 3/16" chain is available in non-corrosive types of materials.

Morse 3/16" pitch Silent Chain is manufactured in three basic types of assembly to give complete coverage for all drive requirements.

Eight standard widths handle load ranges and speeds with economy and long chain life.

- For standard drives, side guide chain is recommended for all chains up to and including 15/32" wide (SCO315).
- For standard drives, center guide is recommended for all chains 19/32" (SCO319) and wider.
- For serpentine drives, reversing secondary shaft rotation, or if adjustable idler is required.

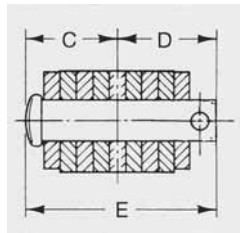


Duplex chain will give a rugged positive drive with maximum service. Consult factory for recommendations and assemblies.

When cut length is specified pin and plate sets will be furnished at the per foot price. Cotter type **joining pin** or **connecting link** are available at an additional price.

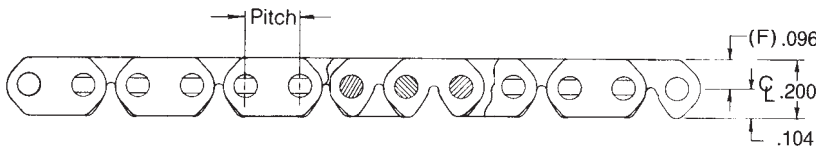
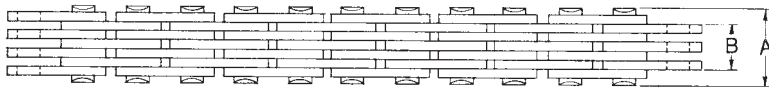
Joining pin

Insertion of the pin and cotter allows simple field assembly of the chain.



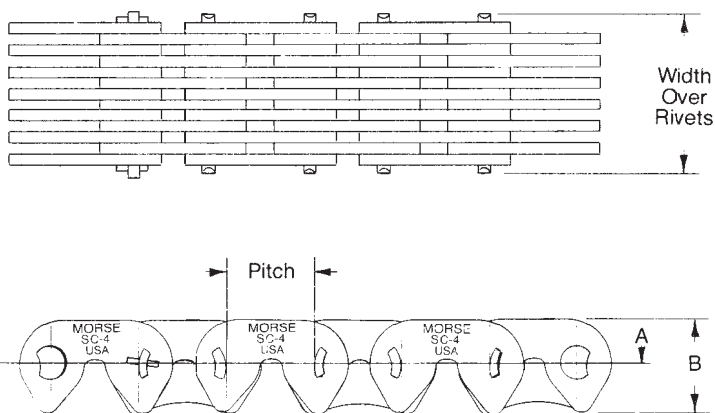

Connecting link

The connecting link is used when chain is cut and assembled in the field. The connecting link consists of 1 pin link, 1 inside link, 1 connector plate and 2 cotter pins.



Chain No.	Nominal Width	Width Over Rivets A	Width Between Guides B	Assem. Links	Connecting Pin Assembly Width			Height of Chain Above Spkt. P.D. F (Max.)	Average Ultimate Tensile in pounds	Weight per Foot in pounds
					C	D	F			
SC-0305	5/32	.200	3/32	2 & 3	1.08	.140	.248	.096	500	.07
SC-0307	7/32	.263	5/32	3 & 4	.139	.171	.310	.096	750	.10
SC-0309	9/32	.325	7/32	4 & 5	.171	.201	.372	.096	1000	.12
SC-0311	11/32	.388	9/32	5 & 6	.202	.232	.434	.096	1250	.15
SC-0315	15/32	.513	13/32	7 & 8	.264	.294	.558	.096	1750	.20
SC-0319	19/32	.638	Center Guide	9 & 10	.327	.355	.682	.096	2250	.25
SC-0325	25/32	.825	Center Guide	12 & 13	.421	.448	.869	.096	3000	.33
SC-0331	31/32	1.013	Center Guide	15 & 16	.514	.543	1.057	.096	3750	.40

Note: Use even number of pitches in chain. Offset or hunting links not available.



stock silent chain

3/8" PITCH						
Chain No.	Chain Nominal Width	Chain Width over Rivets	Height of Chain Above Spkt. P.D. A (Min.)	Height of Chain B (Max.)	Average Ultimate Tensile In Pounds	Weight Per Ft. In Pounds
SC 302*	1/2	.769	.188	.398	1875	.38
SC 303	3/4	.895	.188	.398	2810	.56
SC 304	1	1.147	.188	.398	3750	.75
SC 305	1 1/4	1.399	.188	.398	4690	.94
SC 306	1 1/2	1.651	.188	.398	5620	1.25
SC 308	2	2.155	.188	.398	7500	1.50
1/2" PITCH						
SC 403	3/4	.895	.252	.529	5600	.75
SC 404	1	1.147	.252	.529	7500	1.0
SC 405	1 1/4	1.399	.252	.529	9300	1.25
SC 406	1 1/2	1.651	.252	.529	11200	1.50
SC 408	2	2.155	.252	.529	15000	2.0
SC 410	2 1/2	2.655	.252	.529	18700	2.50
SC 412	3	3.155	.252	.529	22500	3.0
SC 414	3 1/2	3.655	.252	.529	26200	3.50
3/4" PITCH						
SC 606	1 1/2	1.700	.379	.795	16900	2.25
SC 608	2	2.200	.379	.795	22500	3.0
SC 610	2 1/2	2.700	.379	.795	28100	3.75
SC 612	3	3.200	.379	.795	33800	4.50
SC 616	4	4.200	.379	.795	45000	6.0
SC 620	5	5.200	.379	.795	56200	7.50
1" PITCH						
SC 812	3	3.235	.504	1.058	45000	6.0
SC 816	4	4.235	.504	1.058	60000	8.0
SC 820	5	5.235	.504	1.058	75000	10.0
SC 824	6	6.235	.504	1.058	90000	12.0

*Outside guide type chain. Distance between guides is .460.

An offset link is not recommended unless chain needed is an uneven number of pitches. Example: 153 pitches, order 150 pitches and one offset link. An offset or hunting link is assembled without guide links. Price of offset links are added to the per foot price of chain.

Stock Chain is supplied with one connecting link set. Additional connecting link sets sold only in package ("Poly-Pack") quantities. Package quantities: (25) for 3/8" and 1/2" pitch; (10) for 3/4" pitch; (5) for 1" pitch.