

PRODUCT INFORMATION PACKET

Model No: 182TTDW16082
Catalog No: U925A
3,1800,DP,184T,3/60/575
Open Drip Proof (ODP)



Regal and Marathon are trademarks of Regal Beloit Corporation or one of its affiliated companies.
©2018 Regal Beloit Corporation, All Rights Reserved. MC017097E



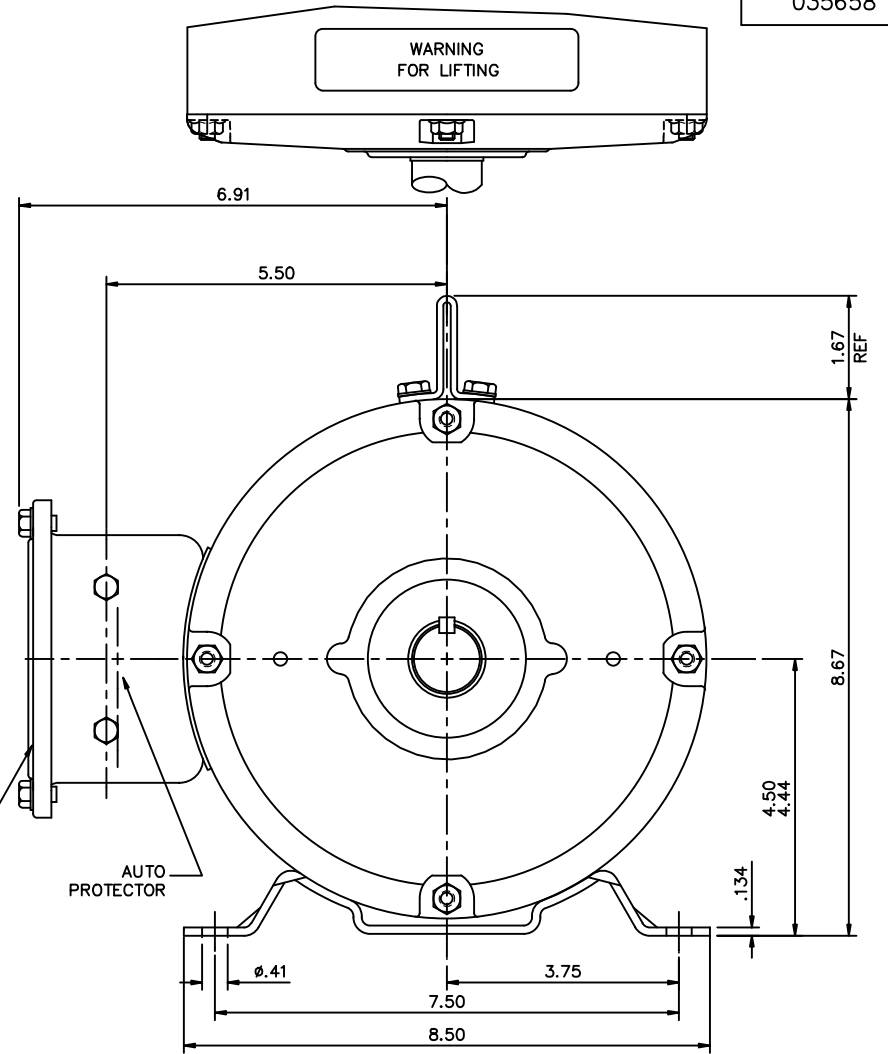
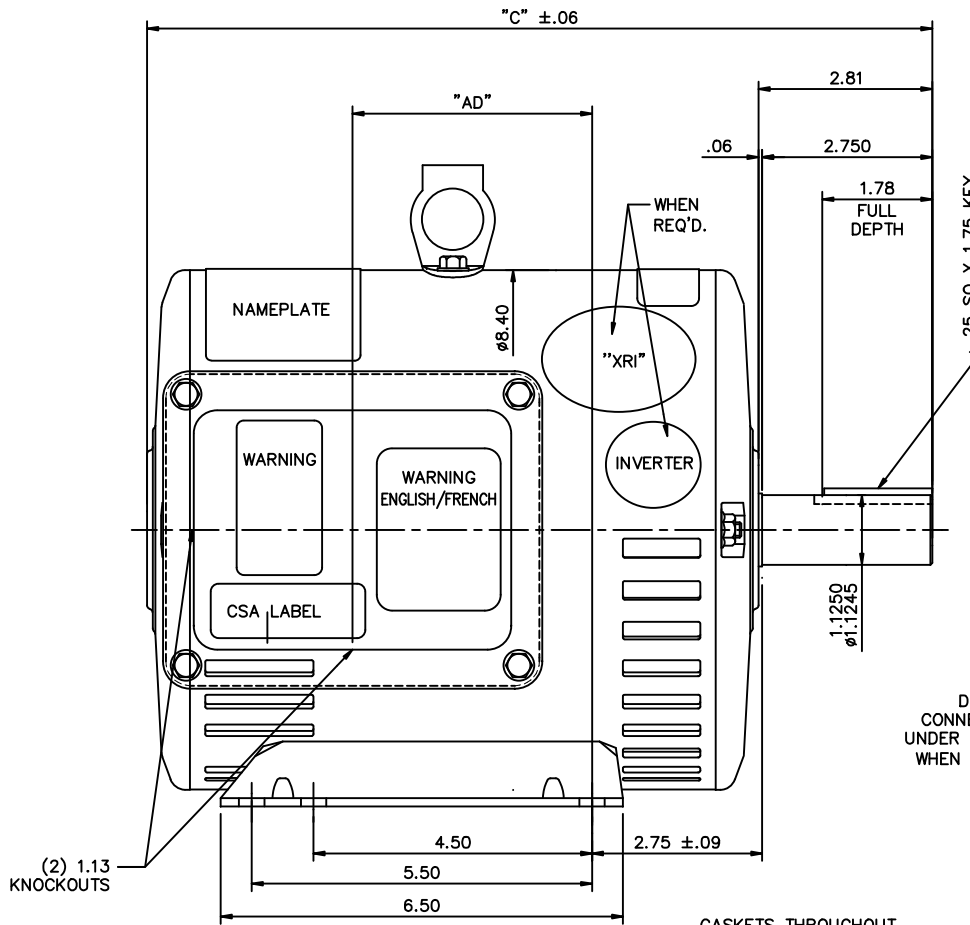


Nameplate Specifications

Output HP	3 Hp	Output KW	2.24 kW
Frequency	60 Hz	Voltage	575 V
Current	3.2 A	Speed	1760 rpm
Service Factor	1.15	Phase	3
Efficiency	89.5 %	Duty	CONTINUOUS
Insulation Class	B	Design Code	B
KVA Code	K	Frame	182T
Enclosure	DP	Overload Protector	AUTOMATIC
Ambient Temperature	40 °C	Drive End Bearing Size	6206
Opp Drive End Bearing Size	6205	UL	Recognized
CSA	Y	CE	Y
IP Code	22		

Technical Specifications

Electrical Type	SQ CAGE IND RUN	Starting Method	ACROSS THE LINE
Poles	4	Rotation	REV
Mounting	RIGID	Motor Orientation	HORIZONTAL
Drive End Bearing	BALL	Opp Drive End Bearing	BALL
Frame Material	ROLLED STEEL	Shaft Type	T
Overall Length	14.19 in	Frame Length	10 in
Shaft Diameter	1.13 in	Shaft Extension	2.81 in
Assembly/Box Mounting	F1 ONLY		
Outline Drawing	035658-900	Connection Diagram	005519.01ME



(2) 1.13 KNOCKOUTS

GASKETS THROUGHOUT

DASH NO.	"C"	"AD"
850	12.69	3.87
900	13.19	4.37
950	13.69	4.87
1000	14.19	5.37
1050	14.69	5.87
1100	15.19	6.37
1150	15.69	6.87
1200	16.19	7.37

NO.		REVISION	BY & DATE	CHK	ANG	FINISH	PREV
01	AD DIM	UPDATED	AK 03/07/2011				
THIS DRAWING IN DESIGN AND DETAIL IS OUR PROPERTY AND MUST NOT BE USED EXCEPT IN CONNECTION WITH OUR WORK ALL RIGHTS OF DESIGN AND INVENTION ARE RESERVED THIS IS AN ELECTRONICALLY GENERATED DOCUMENT - DO NOT SCALE THIS PRINT				RFP		CAD FILE	035658
				DIST	NLV		

TOLERANCES UNLESS SPECIFIED		DRAWN	
DEC.	INCHES	YS	03/20/08
.X	±.1	CHK	
.XX	±.03	APPD	
.XXX	±.005	SCALE	1=2
.XXXX	±.0005	REF	035621
		FMF	182TDW4074

MARATHON ELECTRIC

TITLE		OUTLINE - 180T FRAME	
		DRIP PROOF - RIGID	
SIZE		DRAWING NO.	
B		035658	
REV.		01	

Data Sheet

Date: 29-06-2017
 Customer: _____
 Attention: _____
 Submitted by: FAREEDA DUDEKULA

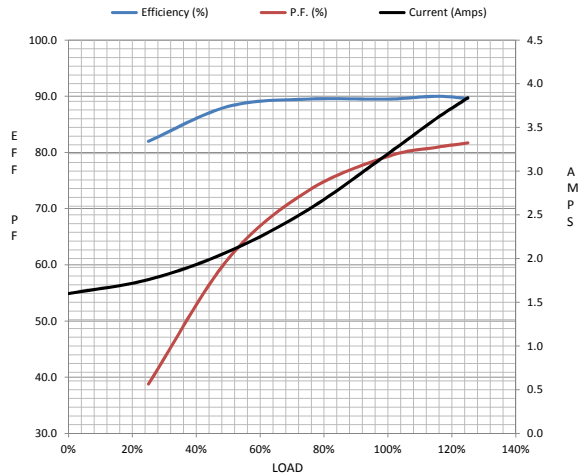


182TTDW16082

Submittal
 Data @ 575 V

Motor Load Data									
Load	0%	25%	50%	75%	100%	115%	125%	LR	
Current (Amps)	1.60	1.76	2.08	2.56	3.2	3.6	3.8	27.4	
Torque (ft-lb)	0.00	2.19	4.4	6.6	8.9	10.3	11.2	22.0	
RPM	1800	1790	1779	1767	1760	1,752	1745	0	
Efficiency (%)		82.0	88.2	89.5	89.5	90.0	89.6		
P.F. (%)	6.9	38.8	61.1	73.2	79.3	80.9	81.7	50.5	

Motor Speed Data						Information Block	
	LR	Pull-Up	BD	Rated	Idle		
Speed (RPM)	0	330	1500	1760	1800	HP	3.0
Current (Amps)	27.4	26.8	17.6	3.2	1.60	Sync. RPM	1800
Torque (ft-lb)	22.0	14.8	35.8	8.9	0.00	Frame	182



Enclosure	DP			
Construction	TDW			
Voltage	575 V			
Frequency	60 Hz			
Design	B			
LR Code letter	K			
Service Factor	1.15			
Temp Rise @ FL	31 ° C			
Duty	CONT			
Ambient	40 ° C			
Elevation	1,000 feet			
Rotor/Shaft wk ²	0.36 Lb-Ft ²			
Ref Wdg	T84173 DR			
Sound Pressure @ 1M	51 dBA			
VFD Rating	NONE			
Outline Dwg	035658-1000			
Conn. Diag	005519.01ME			
Additional Specifications:				
0				
365THFS8036				
EQUIV CKT (OHMS / PHASE)				
R1	R2	X1	X2	Xm
0.0000	0.0000	0.0000	0.0000	0.0000

