

Chains & sprockets	Wear strips	Side guide brackets & accessories	Levelers
Modular belts & sprockets	Chain & belt return systems	Frame & structure supports	Bearings
Curves & tracks	Side guide solutions	Miscellaneous products	Related information

11280a

882M

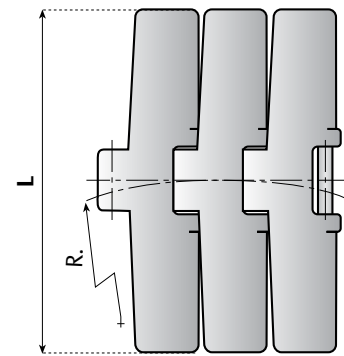
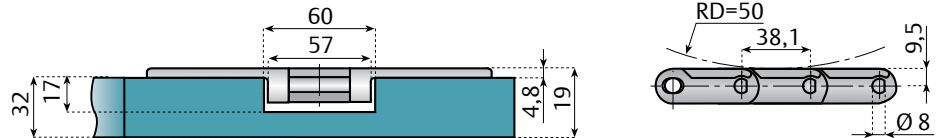

www.SystemPlastSmartGuide.com

Sideflexing chains for magnetic system



Click here for related information.

Nolu®-S curves
are strongly recommended
with these chains!



TRAVEL →

11300a

Item description	Material plate	Breaking load N	Width L		R min.	Weight Kg/m
			mm	inch		
LF882M-K750	LF Brown	10.000	190,5	7 ½	610	2,15
LF882M-K1000			254,0	10		2,45
LF882M-K1200			304,8	12		2,70
LFG882M-K750	LFG Dark Grey	10.000	190,5	7 ½		2,15
LFG882M-K1000			254,0	10		2,45
LFG882M-K1200			304,8	12		2,70
NG882M-K750	NG Green	9.000	190,5	7 ½		2,15
NG882M-K1000			254,0	10		2,45
NG882M-K1200			304,8	12		2,70

Standard length: 80 pitches (10 ft. - 3,048 m)

Breaking load according to standard ISO 4348 - DIN 8153