

PRODUCT INFORMATION PACKET



Model No: M4C17FK8A

Catalog No: 103085.00

..1/2HP..1725RPM.S56C.TEFC.115/208-
230V.1PH.60HZ.CONT.40C.1.15SF.RIGID.M4C17FK8A.....GENERAL PURPOSE.MANUAL.....

Totally Enclosed Fan Cooled (TEFC)



Regal and Leeson are trademarks of Regal Beloit Corporation or one of its affiliated companies.

©2018 Regal Beloit Corporation, All Rights Reserved. MC017097E





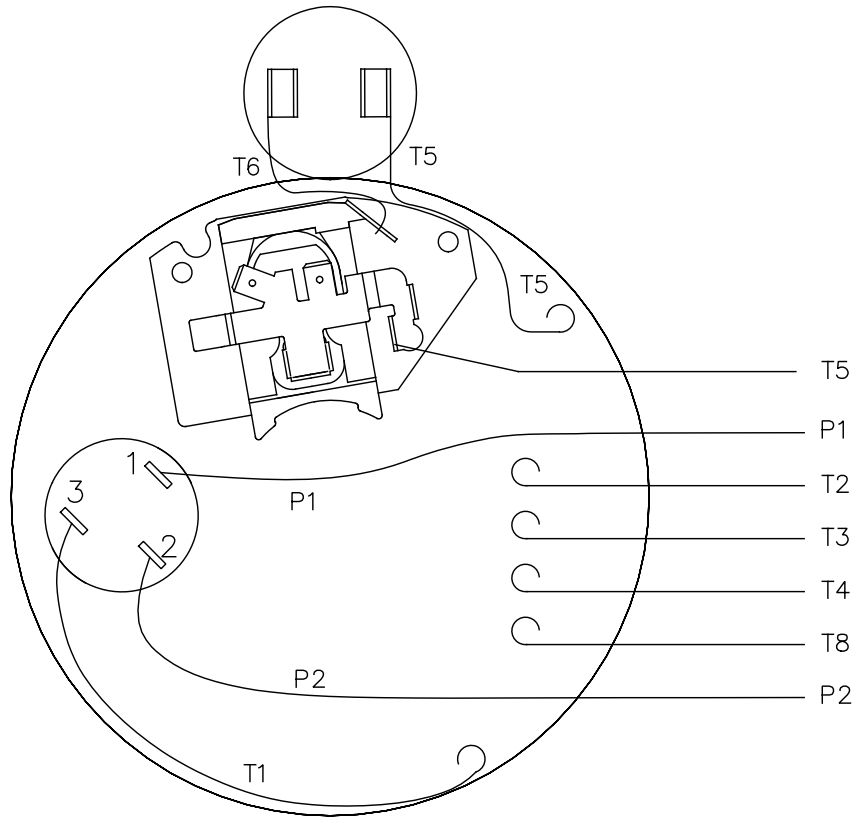
Nameplate Specifications

Output HP	0.50 Hp	Output KW	0.37 kW
Frequency	60 Hz	Voltage	115/208-230 V
Current	8.0/3.8-4.0 A	Speed	1725 rpm
Service Factor	1.15	Phase	1
Efficiency	66 %	Duty	Continuous
Insulation Class	B	Design Code	NO DESIGN CODE
KVA Code	L	Frame	S56C
Enclosure	Totally Enclosed Fan Cooled	Overload Protector	Manual
Ambient Temperature	40 °C	Drive End Bearing Size	6203
Opp Drive End Bearing Size	6203	UL	Recognized
CSA	Y	CE	N
IP Code	43		

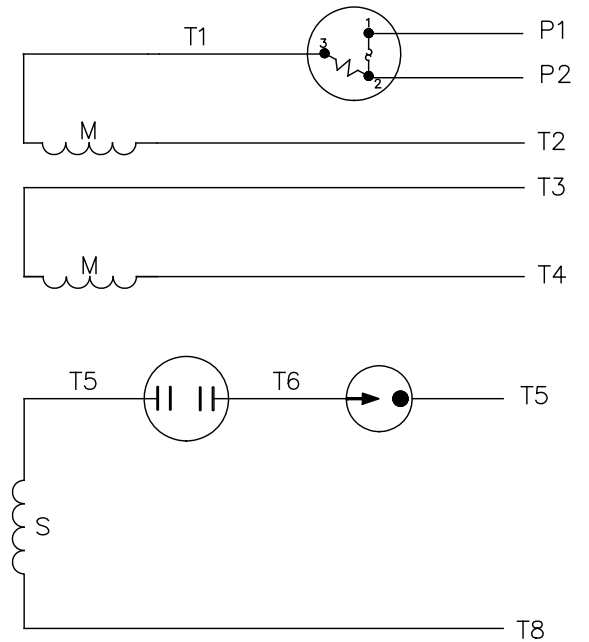
Technical Specifications

Electrical Type	Capacitor Start Induction Run	Starting Method	Across The Line
Poles	4	Rotation	Selective Counterclockwise
Mounting	Rigid base	Motor Orientation	HORIZONTAL
Drive End Bearing	BALL	Opp Drive End Bearing	BALL
Frame Material	Rolled Steel	Shaft Type	NEMA 56
Overall Length	10.69 in	Frame Length	6.00 in
Shaft Diameter	0.625 in	Shaft Extension	1.88 in
Assembly/Box Mounting	F1 ONLY		
Outline Drawing	031765-600	Connection Diagram	005003.52

VIEW FROM OUTSIDE OF MOTOR AT SWITCH END.



LINE LEADS



	ROTATION FACING LEAD END	L1	L2	JOIN	INSULATE SEPARATELY
HIGH VOLT	C.C.W.	P1	T4 T5	T2, T3 T8	P2
	C.W.	P1	T4 T8	T2, T3 T5	P2
LOW VOLT	C.C.W.	P1	T2, T4 T5	P2, T3 T8	--
	C.W.	P1	T2, T4 T8	P2, T3 T5	--

		TOLERANCES UNLESS SPECIFIED		REGAL™ Regal Beloit America, Inc.		DRAWN PG 6/8/01			
		DEC.	INCHES			CHK			
		.X	±.1			APPD			
		.XX	±.01	TITLE		SCALE 1=1			
02	CHANGED CAMPANY LOGO ONLY	AS	11/08/16	.XXX	±.005	REF 005003-01			
01	MOVED T5 TO "INSIDE" SWITCH TERMINAL	PG	8/2/01	CD	.XXXX ±.0005	MAT'L. DUAL VOLTAGE - DUAL ROTATION			
NO.	REVISION	BY & DATE	CHK	ANG	±1/2"	FINISH DECAL - 004011			
THIS DRAWING IN DESIGN AND DETAIL IS OUR PROPERTY AND MUST NOT BE USED EXCEPT IN CONNECTION WITH OUR WORK ALL RIGHTS OF DESIGN AND INVENTION ARE RESERVED THIS IS AN ELECTRONICALLY GENERATED DOCUMENT - DO NOT SCALE THIS PRINT				RFP	CAD FILE	00500352	SIZE A	DRAWING NO. 005003-52	REV. 02
				DIST					



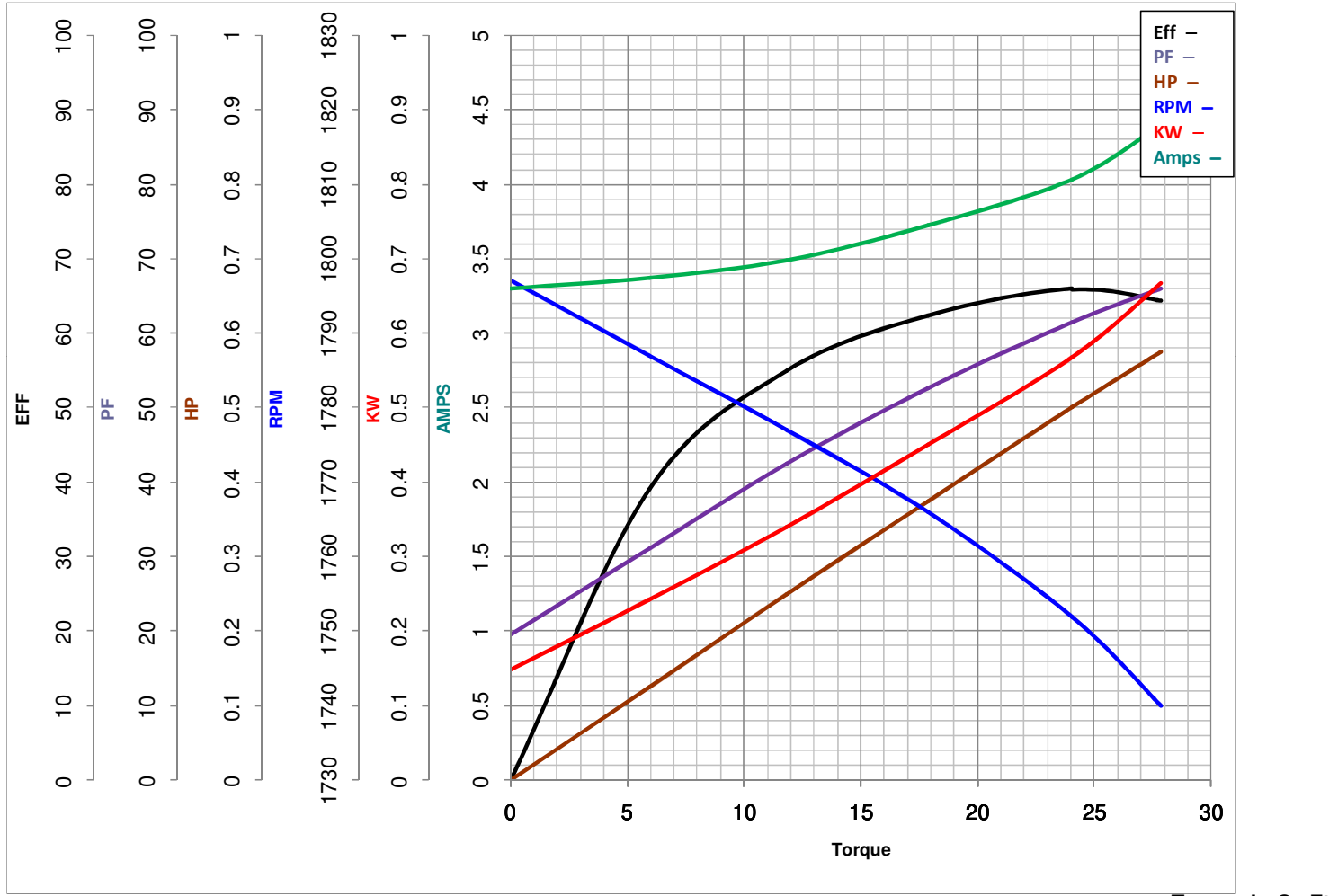
LEESON ELECTRIC CORPORATION
TYPICAL PERFORMANCE CURVE for AC MOTOR

Model No 103085

Curve at 230 Volts HP 0.50 PHASE 1
60 HZ
0.5 HP VOLTS 115/208-230

Catalog No 103085.00

HZ 60 RPM 1725



FL TORQUE	<u>24.09</u> Oz.Ft	FL AMPS	<u>8/3.8-4</u>
BD TORQUE	<u>64.2</u> Oz.Ft	PU TORQUE	<u>54.1</u> Oz.Ft
LR TORQUE	<u>84.1</u> Oz.Ft	LR AMPS	<u>20.7</u>
WINDING	CE484212-3	Date	3/22/2018