

PRODUCT INFORMATION PACKET



Model No: 121877.00

Catalog No: 121877.00

Premium Duck™ General Purpose Motor, 2 & 2 HP, 3 Ph, 60 & 50 Hz, 230/460 & 190/380 V,
1800 & 1500 RPM, 145TC Frame, TEFC

Operational at 208-230/460 V @60HZ



Regal and Leeson are trademarks of Regal Rexnord Corporation or one of its affiliated companies.

©2023 Regal Rexnord Corporation, All Rights Reserved. MC017097E





Nameplate Specifications

Phase	3	Output HP	2 & 2 Hp
Output KW	1.5 & 1.5 kW	Voltage	230/460 & 190/380 V
Speed	1745 & 1435 rpm	Service Factor	1.25 & 1.25
Frame	145TC	Enclosure	Totally Enclosed Fan Cooled
Thermal Protection	No Protection	Efficiency	86.5 & 86.5 %
Ambient Temperature	40 °C	Frequency	60 & 50 Hz
Current	5.8/2.9 & 6.8/3.4 A	Power Factor	75.6
Duty	Continuous	Insulation Class	F
Design Code	B	KVA Code	L
Drive End Bearing Size	6205	Opp Drive End Bearing Size	6205
UL	Recognized	CSA	Y
CE	Y	IP Code	56
Number of Speeds	1		

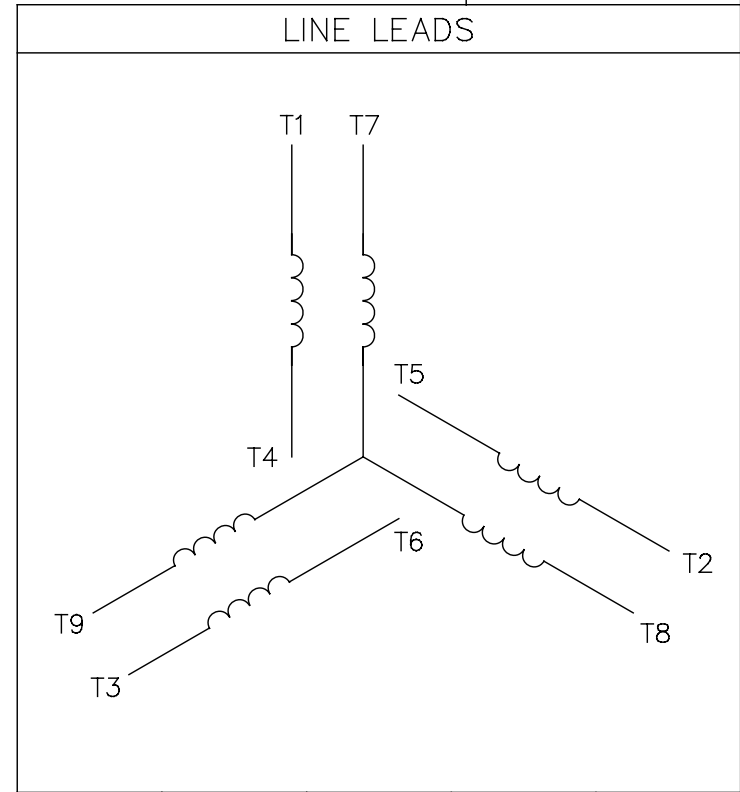
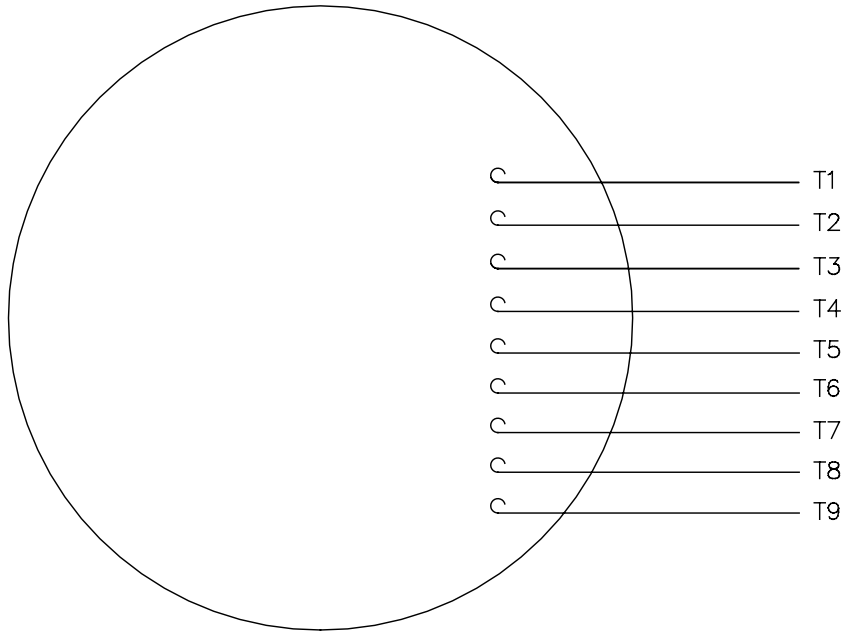
Technical Specifications

Electrical Type	Squirrel Cage Inverter Rated	Starting Method	Line Or Inverter
Poles	4	Rotation	Reversible
Resistance Main	6 Ohms	Mounting	Rigid Base
Motor Orientation	Horizontal	Drive End Bearing	Ball
Opp Drive End Bearing	Ball	Frame Material	Stainless Steel
Shaft Type	T	Overall Length	13.25 in
Frame Length	8.25 in	Shaft Diameter	0.875 in
Shaft Extension	2.25 in	Assembly/Box Mounting	F1 ONLY
Inverter Load	VARIABLE 10:1		
Connection Drawing	005010.01	Outline Drawing	028929-825

This is an uncontrolled document once printed or downloaded and is subject to change without notice. Date Created:10/13/2023

005010-01

VIEW FROM OUTSIDE OF MOTOR AT SWITCH END.



VOLTAGE	L1	L2	L3	JOIN & INSULATE
HIGH	T1	T2	T3	(T4,T7) (T5,T8) (T6,T9)
LOW	T1,T7	T2,T8	T3,T9	T4,T5,T6

		TOLERANCES UNLESS SPECIFIED		REGAL™ Regal Beloit America, Inc.		DRAWN RDW 04/12/02				
						CHK	APPD			
		DEC.	INCHES	TITLE EXTERNAL WIRING DIAGRAM 3 PHASE W/O PROTECTOR		SCALE	1=1			
		.X	±.1			REF	FIG.2-51			
		.XX	±.01			MAT'L. DECAL - 004014		FMF		
		.XXX	±.005					PREV		
A	UPDATED TO REGAL LOGO	SAJ	06/26/15	AJY	.XXXX	±.0005				
NO.	REVISION	BY & DATE	CHK	ANG	±1/2"	FINISH				
THIS DRAWING IN DESIGN AND DETAIL IS OUR PROPERTY AND MUST NOT BE USED EXCEPT IN CONNECTION WITH OUR WORK ALL RIGHTS OF DESIGN AND INVENTION ARE RESERVED THIS IS AN ELECTRONICALLY GENERATED DOCUMENT - DO NOT SCALE THIS PRINT				RFP	04/12/02	CAD FILE	00501001	SIZE	DRAWING NO.	REV.
				DIST	BRF-NLV			A	005010-01	A

P.O. BOX 8003
 WAUSAU, WI 54401-8003
 PH. 715-675-3311



DATA VOLTS: 460

CERTIFICATION DATA SHEET

CONN. DIAGRAM: 005010.01
 OUTLINE: 028929-825
 WINDING: T634340

CAT #: 121877.00

FR 3

TYPICAL MOTOR PERFORMANCE DATA

HP	KW	SYNC RPM	FL RPM	FRAME	ENCLOSURE	TYPE	KVA CODE	DESIGN
2	1.5	1800	1751	145 C	TEFC	TFR	L	B

PH	HZ	VOLTS	AMPS	START TYPE	DUTY	INSL	S.F.	AMB	ELEV.
3	60/50	230/460#190/380	6/3&6.8/3.4	LINE OR INVERTER	CONT	F	1.15	40	3300

F.L. EFF	86.5	3/4 LD EFF	85.6	1/2 LD EFF	83.4	GTD EFF	ELECT. TYPE
F.L. PF	75.6	3/4 LD PF	64.0	1/2 LD PF	51.9	84.0	SQ CAGE INV RATED

F.L. TORQUE	LR AMPS @ 460 V	L.R. TORQUE	B.D. TORQUE	F.L. RISE (°C)
6.0 LB-FT	26.5	18.8 LB-FT 313%	24.6 LB-FT 410%	53

PRESSURE @ 3	POWER	ROTOR WK ²	MAX. LOAD WK ²	SAFE STALL TIME	STARTS/HOUR	MOTOR WGT
65 dBA	74 dBA	0.16 LB-FT ²	0 LB-FT ²	10 SEC.	3	0 LB.

***** SUPPLEMENTAL INFORMATION *****

DE BRACKET TYPE	ODE BRACKET TYPE	MOUNT TYPE	MOTOR ORIENTATION	SEVERE DUTY	HAZARDOUS LOCATION	DRIP COVER	SCREENS	PAINT
C-FACE	STANDARD	RIGID	HORIZONTAL	NO	NONE	NO	NONE	NO PAINT

BEARINGS		GREASE	SHAFT TYPE	SPECIAL DE	SPECIAL ODE	SHAFT MATERIAL	FRAME MATERIAL
DE	ODE						
BALL	BALL	POLYREX EM	STANDARD 56	NONE	NONE	303 STAINLESS (C-501)	STAINLESS STEEL
6205	6205						

THERMOSTATS	PROTECTORS	WDG RTD's	BRG RTD's	THERMISTORS	CONTROL	SPACE HEATERS
NONE	NOT	NONE	NONE	NONE	FALSE	NA

R1 (ohms/ph)	R2 (ohms/ph)	X1 (ohms/ph)	X2 (ohms/ph)	Xm (ohms/ph)	VIBRATION (in/sec)	FLOAT
0	0	0	0	0	0.080	ODE

* N O T E S *	INVERTER TORQUE: VARIABLE 10:1 INV. HP SPEED RANGE: NONE	
	ENCODER: NONE NONE NONE	
	NONE PPR	
	BRAKE: NONE NONE NONE	
	FT-LB: NA VOLTAGE: NONE HZ:	

DATE: 1/24/2018	UL: Y-(LEESON UL REC)
-----------------	-----------------------

Data Sheet

Date: 1/24/2018

121877.00



Data @ 460 V

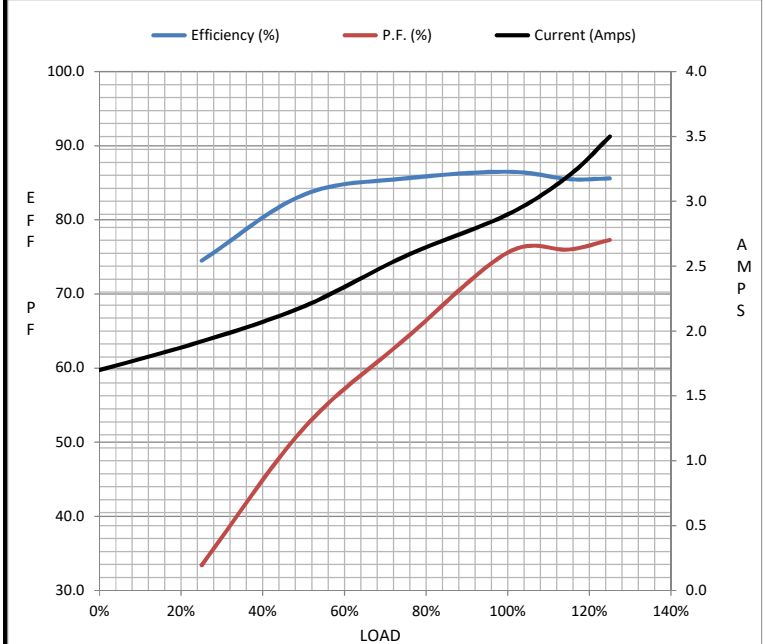
Motor Load Data

Load	0%	25%	50%	75%	100%	115%	125%	LR
Current (Amps)	1.70	1.92	2.19	2.58	2.90	3.2	3.5	26.5
Torque (ft-lb)	0.00	1.50	3.0	4.5	6.0	6.5	7.5	18.8
RPM	1800	1787	1774	1763	1751	1.730	1732	0
Efficiency (%)		74.5	83.4	85.6	86.5	85.5	85.6	
P.F. (%)	7.1	33.4	51.9	64.0	75.6	76.0	77.3	42.0

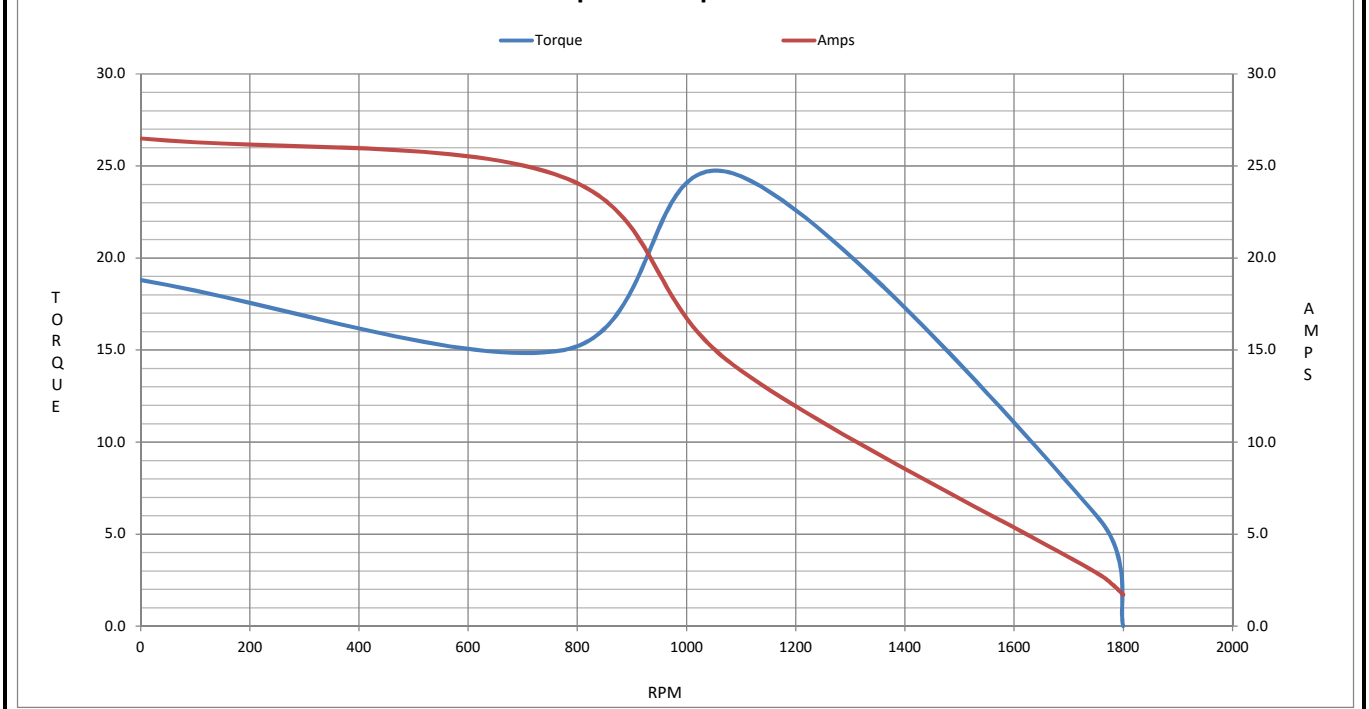
Motor Speed Data

	LR	Pull-Up	BD	Rated	Idle
Speed (RPM)	0	775	1085	1751	1800
Current (Amps)	26.5	24.4	14.2	2.90	1.70
Torque (ft-lb)	18.8	15.0	24.6	6.0	0.00

Information Block				
HP	2.0			
Sync. RPM	1800			
Frame	140			
Enclosure	TEFC			
Construction	TFR			
Voltage	230/460#190/380 V			
Frequency	60 Hz			
Design	A			
LR Code letter	L			
Service Factor	1.15			
Temp Rise @ FL	53 °C			
Duty	CONT			
Ambient	40 °C			
Elevation	1,000 feet			
Rotor/Shaft wk ²	0.16 Lb-Ft ²			
Ref Wdg	T634340 FR			
Sound Pressure @ 1M	65 dBA			
VFD Rating	VARIABLE 10:1			
Outline Dwg	028929-825			
Conn. Diag	005010.01			
Additional Specifications:				
0				
0				
EQUIV CKT (OHMS / PHASE)				
R1	R2	X1	X2	Xm
0.0000	0.0000	0.0000	0.0000	0.0000



Speed - Torque Curve



EC Declaration of Conformity

The undersigned representing
the manufacturer:

Regal Beloit America
100 East Randolph St.
Wausau, WI 54401

and the authorized representative
established within the Community:

Marathon Electric UK
6F Thistleton Road Ind. Estate
Market Overton
Oakham, Rutland LE15 7PP UK

are committed to providing customers with products that comply with applicable regulations and international protocols to which they are subject, including the requirements of the European Parliament Directive on the Harmonization of the laws relating to electrical equipment designed for use within certain voltage limits (2014/35/EU).

Regal Beloit America declares that the following product(s), to which this declaration relates, are in conformity with the relevant sections of the EC standards listed below.

This statement supersedes any statements previously issued pertaining to the product(s) listed below and is subject to change without notice.

Model No : 121877.00

(Model No. may contain prefix and/or suffix characters)

Catalog No : 121877.00

Rework No : N/A

Directives :

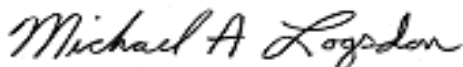
Low Voltage Directive 2014/35/EU

Harmonized Standards Used :

EN 60034-1: 2010 (IEC 60034-1: 2010)

EN 60034-5: 2001/A1:2007 (IEC 60034-5: 2000/A1:2006)

Authorized Representative:



Michael A. Logsdon
Vice President, Technology

Authorized Representative in the Community:



Julian Clark
Marketing Engineer

Created on 09/01/2022

CE 22