

## Model GMCAN - Graphite® CAN Protocol Module Installation Guide



- Configured using Crimson® software (version 3.0 or later)
- Digitally isolated CAN port capable of communicating with any CAN protocol device
- Powered and configured from Graphite host device
- Built-in termination resistor selectable through a switch



FOR USE IN HAZARDOUS LOCATIONS:  
 Class I, Division 2, Groups A, B, C, and D  
 T4



II 3 G Ex nA IIC T4 Gc  
 -40°C ≤ T<sub>AMB</sub> ≤ 75°C  
 DEMKO 14 ATEX 1387X  
 IECEx UL 15.0035X  
 UL22UKEX2879X

### GENERAL DESCRIPTION

The model GMCAN is a CAN protocol communication module designed for use with the Graphite products. The module provides the Graphite host device a CAN protocol communications port. It is built with digital isolation to protect the Graphite host device from the CAN protocol bus and vice versa. It provides the ability to communicate to any high speed CAN protocol device. The GMCAN module has a termination resistor built-in, and is selectable through a switch. The connector is pluggable for easy removal of the GMCAN module from the CAN protocol bus, without disturbing communications with other devices on the bus.

The modules connect and communicate via proprietary USB connection to the various Graphite devices. The Graphite devices, equipped with serial ports as well as Ethernet port(s), allows the system to share data with PCs, PLCs and SCADA systems. The maximum number of modules varies for each Graphite device, see specific model for details. Remove power from the host device before installing or replacing any modules.

### CONFIGURATION

The Graphite is configured with Windows® compatible Crimson 3 software. The software is an easy to use, graphical interface which provides a means of configuration and commissioning of new systems, as well as routine module re-calibration.

### SAFETY SUMMARY

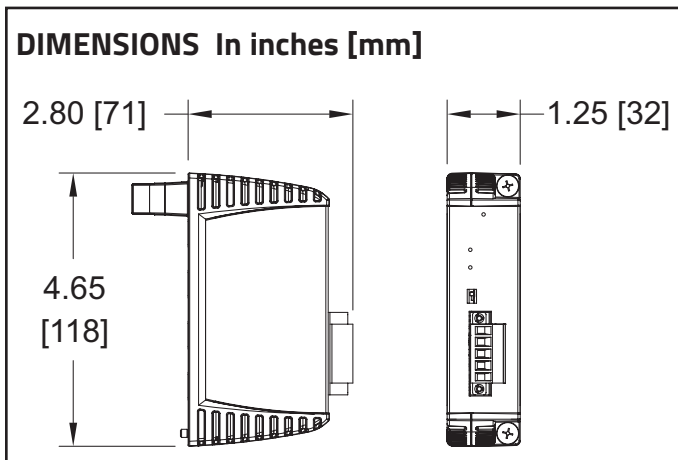
All safety related regulations, local codes and instructions that appear in this document or on equipment must be observed to ensure personal safety and to prevent damage to either the device or equipment connected to it.

Do not use these products to replace proper safety interlocking. No software-based device (or any other solid-state device) should ever be designed to be responsible for the maintenance of personnel safety or consequential equipment not equipped with safeguards. Red Lion disclaims any responsibility for damages, either direct or consequential, that result from the use of this equipment in a manner not specified.

**CAUTION: Risk of Danger.**  
 Read complete instructions prior to installation and operation of the unit.

**WARNING - EXPLOSION HAZARD -** Do not disconnect equipment unless power has been switched off or area is known to be non-hazardous.

**WARNING - EXPLOSION HAZARD -** Substitution of components may impair suitability for Class I, Division 2



### ORDERING INFORMATION

DESCRIPTION	PART NUMBER
Graphite Module, CAN protocol Interface	GMCAN000

A listing of the entire Graphite family of products and accessories can be found at [www.redlion.net](http://www.redlion.net).

**SPECIFICATIONS**

1. **POWER:** Power will be supplied by the Graphite host device. Some modules, depending on usage may consume high levels of power. This may limit the total number of modules that can be installed on a single Graphite host. Check the Graphite module and Graphite host data sheets for specific usage and power requirements.

**GMCAN Max Power: 1.2 W**

2. **COMMUNICATIONS:**

**CAN Protocol Port:** The CAN protocol port has format and baud rates that are software programmable up to 1M baud and is digitally isolated. 124 ohm, 1W termination is provided through a switch. This port may be configured for various CAN protocols.

**Isolation from GMCAN Communication ports to Graphite host device:** 1000 VDC for 1 minute.

3. **ENVIRONMENTAL CONDITIONS:**

Operating Temperature Range: -40 to +75 °C T<sub>AMB</sub>, or lowest range among equipment used in your Graphite system. Consult the user manual or [www.redlion.net/OpTemp](http://www.redlion.net/OpTemp) for further details.

Storage Temperature Range: -40 to +85 °C T<sub>AMB</sub>

Operating and Storage Humidity: 85% max relative humidity, non-condensing

Altitude: Up to 2000 meters

4. **CERTIFICATIONS AND COMPLIANCES:**

**CE Approved**

EN 61326-1 Immunity to Industrial Locations

IEC/EN 61010-1

RoHS Compliant

**ATEX/UKEX Approved**

Ⓜ II 3 G Ex nA IIC T4 Gc

DEMKO 14 ATEX 1387X

EN 60079-0, -15

UL22UKEX2879X

**IECEX Approved**

Ex nA IIC T4 Gc

IECEX UL 15.0035X

IEC 60079-0, -15

**India PESO Approved**

A/P/HQ/MH/104/7441 (P549599)

**UL Listed:** File #E302106

**UL Hazardous:** File #E317425

**ABS Type Approval for Shipboard Applications**

5. **CONSTRUCTION:** Case body is all metal construction.

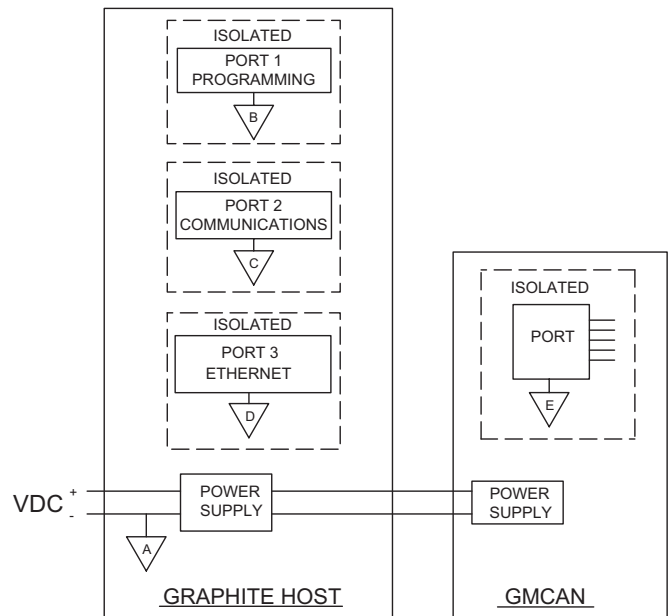
6. **CONNECTIONS:** Removable wire clamp screw terminal block. Wire Gage: 28-14 AWG (0.32 mm - 1.63 mm) terminal gage wire.

Torque: 1.95-2.21 inch-lbs (0.22 - 0.25 N-m)

7. **MOUNTING:** Screws to host.

8. **WEIGHT:** 6.9 oz (196 g)

**Block Diagram for GMCAN**



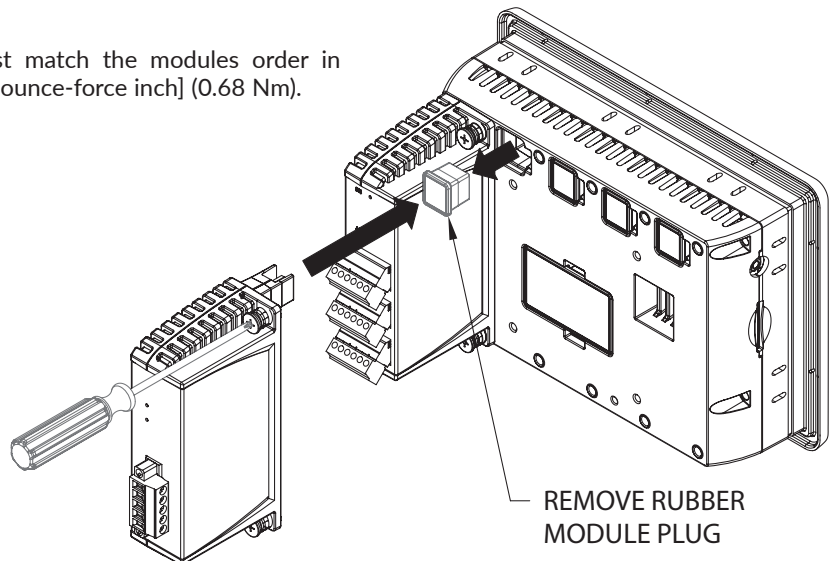
**EMC INSTALLATION GUIDELINES**

Visit <http://www.redlion.net/emi> for more information on EMI guidelines, Safety and CE issues as they relate to Red Lion products.

**HARDWARE INSTALLATION**

The physical order of all installed modules must match the modules order in Crimson. Torque screws to 6.0 pound-force inch [96 ounce-force inch] (0.68 Nm).

**WARNING:** Disconnect all power to the unit before installing or removing modules.



# COMMUNICATING WITH THE GMCAN MODULE

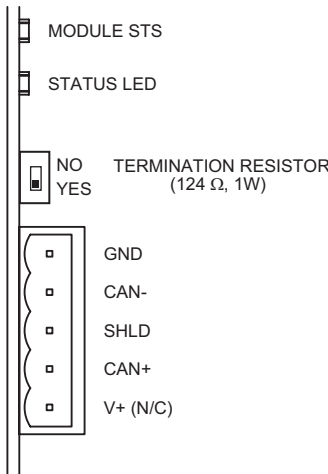
## CONFIGURATION

Programming is done via Crimson 3 software, a Windows® compatible configuration interface. Please see the Crimson manual for more information.

## CAN PORT PROTOCOLS

The GMCAN module has one CAN protocol port. This port may be configured for various CAN protocols.

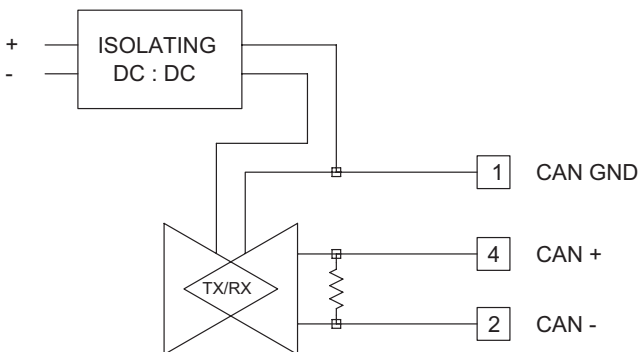
Figure 3. GMCAN PORT PIN OUTS



**WARNING - EXPLOSION HAZARD** - Do not connect or disconnect cables while power is applied unless area is known to be non-hazardous.

## TERMINATOR RESISTOR

An onboard termination resistor is selectable through a switch. The termination resistor is rated for 124Ω at 1W. If a different termination resistance is desired, slide the switch for no termination resistor. At this point you will be required to connect your own termination resistor between positions 2 and 4 of the five position connector.



## CAN GND

Position 1 of the pluggable connector provides a CAN ground connection. This terminal is isolated from the Graphite host device.

## CAN-

Position 2 of the pluggable connector provides the CAN- bus line (active low). This terminal is isolated from the Graphite host device.

## SHLD (OPTIONAL CAN SHIELD)

Position 3 of the pluggable connector is provided for optional shield connections. This position is available only to tie shield wires together or to earth ground. There is no internal connection to earth ground. The SHLD position is not connected to any circuitry internal to the GMCAN module or Graphite Host device.

## CAN+

Position 4 of the pluggable connector provides the CAN+ bus line (active high). This terminal is isolated from the Graphite host device.

## V+ (OPTIONAL 24 VDC)

Position 5 of the pluggable connector is provided for optional 24 VDC connections. This position is available only to tie 24 VDC wires together. The GMCAN module neither provides 24 VDC power nor uses 24 VDC power through this connection. The V+ position is not connected to any circuitry internal to the GMCAN module or Graphite Host device.

## LEDs

### MODULE STS - STATUS LED

The Status LED is a green/red LED that provides information regarding the state of the module. This includes indication of the various stages of the start-up routine (power-up), as well as any errors that may occur.

#### Startup Routine

LED	INDICATION
Flashing Red	Module is currently running the boot loader and/or being flash upgraded by Crimson.
Green	Module performing normally.

#### Error States

LED	INDICATION
Flashing Green	Module has lost communication with the Host.

## STATUS LED

LED	INDICATION
Green	GMCAN module established communication with other CAN protocol devices (RUN) and is communicating normally.
Red	GMCAN module failed to establish communications with other CAN protocol devices (ERROR).

## FIRMWARE UPGRADE

The module's firmware is stored in flash memory so that software/ hardware conflicts are avoided, and so features can be added in the future.

During a download, Crimson compares its own library of firmware files with those stored in the module. If they do not match, Crimson will download the necessary firmware.

**RED LION CONTROLS TECHNICAL SUPPORT**

If for any reason you have trouble operating, connecting, or simply have questions concerning your new product, contact Red Lion's technical support.

Support: [support.redlion.net](mailto:support.redlion.net)

Website: [www.redlion.net](http://www.redlion.net)

Inside US: +1 (877) 432-9908

Outside US: +1 (717) 767-6511

Red Lion Controls, Inc.

35 Willow Springs Circle York, PA 17406

**COPYRIGHT**

© 2023 Red Lion Controls, Inc. All Rights Reserved. The terms Red Lion, the Red Lion logo, Graphite and Crimson are registered trademarks of Red Lion Controls. All other marks are the property of their respective owners.

**LIMITED WARRANTY**

(a) Red Lion Controls Inc. (the "Company") warrants that all Products shall be free from defects in material and workmanship under normal use for the period of time provided in "Statement of Warranty Periods" (available at [www.redlion.net](http://www.redlion.net)) current at the time of shipment of the Products (the "Warranty Period"). **EXCEPT FOR THE ABOVE-STATED WARRANTY, COMPANY MAKES NO WARRANTY WHATSOEVER WITH RESPECT TO THE PRODUCTS, INCLUDING ANY (A) WARRANTY OF MERCHANTABILITY; (B) WARRANTY OF FITNESS FOR A PARTICULAR PURPOSE; OR (C) WARRANTY AGAINST INFRINGEMENT OF INTELLECTUAL PROPERTY RIGHTS OF A THIRD PARTY; WHETHER EXPRESS OR IMPLIED BY LAW, COURSE OF DEALING, COURSE OF PERFORMANCE, USAGE OF TRADE OR OTHERWISE.** Customer shall be responsible for determining that a Product is suitable for Customer's use and that such use complies with any applicable local, state or federal law.

(b) The Company shall not be liable for a breach of the warranty set forth in paragraph (a) if (i) the defect is a result of Customer's failure to store, install, commission or maintain the Product according to specifications; (ii) Customer alters or repairs such Product without the prior written consent of Company.

(c) Subject to paragraph (b), with respect to any such Product during the Warranty Period, Company shall, in its sole discretion, either (i) repair or replace the Product; or (ii) credit or refund the price of Product provided that, if Company so requests, Customer shall, at Company's expense, return such Product to Company.

(d) **THE REMEDIES SET FORTH IN PARAGRAPH (c) SHALL BE THE CUSTOMER'S SOLE AND EXCLUSIVE REMEDY AND COMPANY'S ENTIRE LIABILITY FOR ANY BREACH OF THE LIMITED WARRANTY SET FORTH IN PARAGRAPH (a).**

**BY INSTALLING THIS PRODUCT, YOU AGREE TO THE TERMS OF THIS WARRANTY, AS WELL AS ALL OTHER DISCLAIMERS AND WARRANTIES IN THIS DOCUMENT.**