

# PRODUCT INFORMATION PACKET



Model No: C145T17WC45A

Catalog No: 122196.00

2HP..1745RPM.145TC.TEFC.230/460V.3PH.60HZ.CONT.40C.1.15SF.RIGID C  
FACE.C145T17WC45.....WASHDOWN BRAKEMOTOR.T-STATS.....

Brake Motors



Regal and Leeson are trademarks of Regal Beloit Corporation or one of its affiliated companies.

©2018 Regal Beloit Corporation, All Rights Reserved. MC017097E





### Nameplate Specifications

Output HP	2 Hp	Output KW	1.5 kW
Frequency	60 Hz	Voltage	208-230/460 V
Current	6.0-5.8/2.9 A	Speed	1745 rpm
Service Factor	1.15	Phase	3
Efficiency	86.5 %	Duty	Continuous
Insulation Class	F	Design Code	C
KVA Code	L	Frame	145TC
Enclosure	Totally Enclosed Fan Cooled	Overload Protector	No
Ambient Temperature	40 °C	Drive End Bearing Size	6205
Opp Drive End Bearing Size	6203	UL	Recognized
CSA	Y	CE	Y
IP Code	55		

### Technical Specifications

Electrical Type	Squirrel Cage Induction Run	Starting Method	Across The Line
Poles	4	Rotation	Reversible
Mounting	Round	Motor Orientation	HORIZONTAL
Drive End Bearing	BALL	Opp Drive End Bearing	BALL
Frame Material	Rolled Steel	Shaft Type	T
Overall Length	19.00 in	Frame Length	8.00 in
Shaft Diameter	0.875 in	Shaft Extension	2 in
Assembly/Box Mounting	F1 ONLY		
Outline Drawing	607-0218-800	Connection Diagram	005010.28

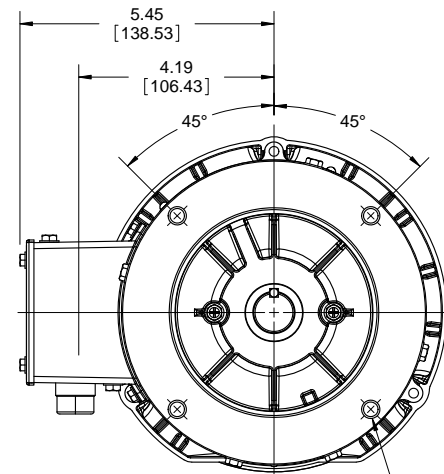
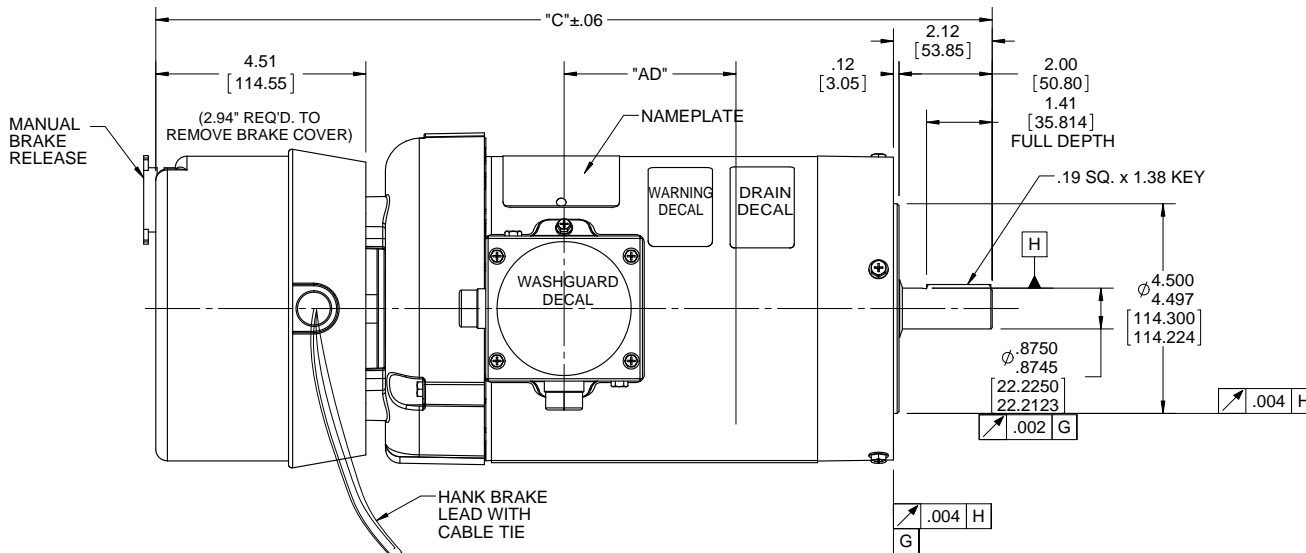
4

3

Uncontrolled Copy

2

1



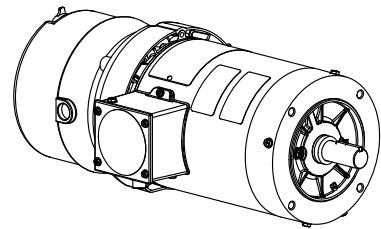
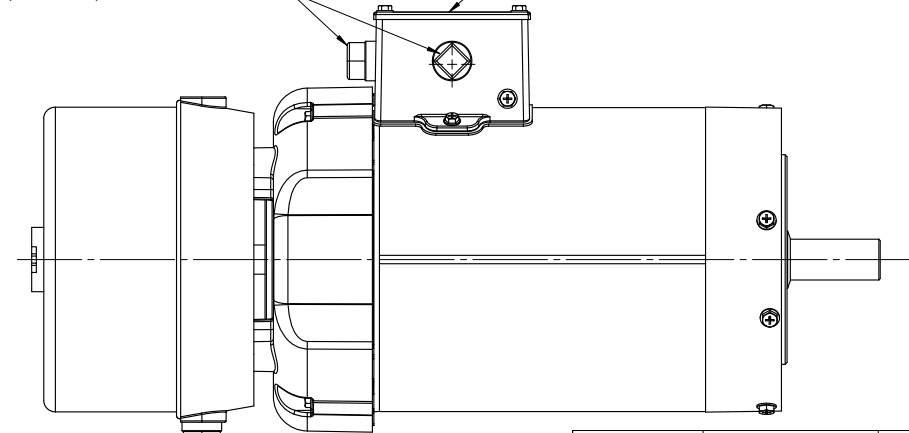
3/8-16 UNC - 2B x .56 DEEP  
 (4) REQ'D. ON A Ø5.875 B.C.

### WASHGUARD MOTOR

- SPECIAL FEATURES:
1. SHAFT SEAL & V-RING
  2. PLUGGED DRAIN HOLES IN ENDBELLS & CONDUIT BOX
  3. BUNA-N GASKETS THROUGHOUT
  4. STAINLESS STEEL SHAFT, HARDWARE & NAMEPLATE

(2) 1/2-14 NPT CONDUIT HOLE (PLUGGED)

DECAL CONN. UNDER COVER (WHEN REQ'D.)



800	19.00	8.06
750	18.50	7.56
700	18.00	7.06
DASH NO	"C"	"AD"

DRAWING REVISION C	REVISION BY JD	DATE 12/09/2016
ECO ECO-0114619	APPROVED BY JD	DATE 12/09/2016
ECO DESCRIPTION BRAKE LEAD OUT SHOWN ECR-0123566		
<small>           COPYRIGHT REGAL BELOIT AMERICA, INC. ALL RIGHTS RESERVED.            PROPRIETARY AND CONFIDENTIAL INFORMATION - THIS DOCUMENT IS THE PROPERTY OF REGAL BELOIT AMERICA, INC. (OWNER) AND CONTAINS OWNER'S PROPRIETARY INFORMATION. ANY PERSON, CORPORATION OR OTHER FIRM RECEIVING IT IS DEEMED, BY RECEIVING IT, TO AGREE THAT IT, AND/OR ANY PART OF IT, SHALL NOT BE DISCLOSED TO ANY PERSON, CORPORATION OR OTHER ENTITY, DUPLICATED, AND/OR USED, EXCEPT AS EXPRESSLY APPROVED IN WRITING IN ADVANCE BY OWNER. THIS DOCUMENT SHALL BE RETURNED TO OWNER UPON REQUEST. IT MAY BE SUBJECT TO CERTAIN RESTRICTIONS UNDER APPLICABLE EXPORT CONTROL LAWS AND REGULATIONS.         </small>		

TOLERANCES UNLESS OTHERWISE SPECIFIED:			
DEC.	INCH	mm	ANGLE
.X	±0.1	[±2.5]	±0.5°
.XX	±0.01	[±0.25]	
.XXX	±0.005	[±0.127]	
.XXXX	±0.0005	[±0.0127]	
REMOVE BURRS & BREAK SHARP			
EDGES: .003/.015 [0.076/.381] X 45°			
CORNER FILLETS: R.02 [51]			
MACHINED SURFACES: 125/3.2			
mm SHOWN IN [BRACKETS]			

DRAWN BY CHRIS FISHER	DATE 10/8/2015
APPROVED BY	DATE
REFERENCE 029007	THIRD ANGLE PROJECTION

Regal Beloit America, Inc.	
DESCRIPTION <b>OUTLINE</b> TEFC - "C" FACE	
MATERIAL WASHGUARD BRAKE MOTOR	PROCESS/FINISH
SIZE B	DRAWING NUMBER <b>607-0218</b>
SHEET 1 OF 1	

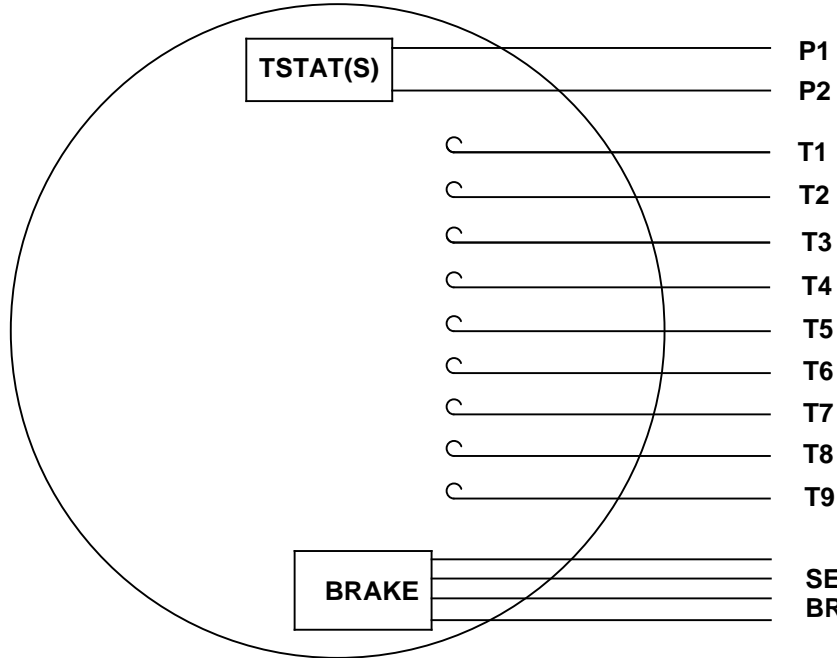
4

3

2

1

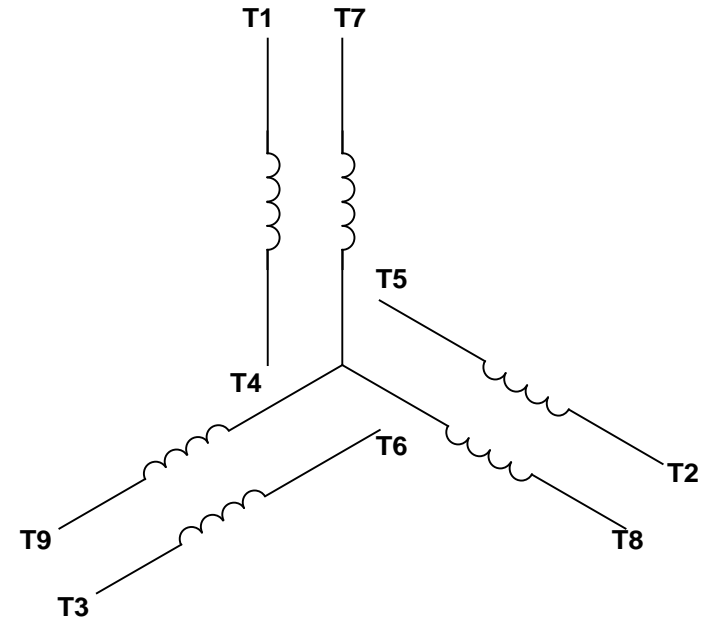
VIEW FROM OUTSIDE OF MOTOR AT SWITCH END.



P1  
P2  
T1  
T2  
T3  
T4  
T5  
T6  
T7  
T8  
T9

SEE TABLE FOR  
BRAKE CONNECTIONS

LINE LEADS



RBC PROPRIETARY AND CONFIDENTIAL INFORMATION  
This document is the property of REGAL BELOIT CORPORATION ("RBC") including its subsidiaries and divisions and contains proprietary information of RBC. This document is loaned on the express condition that neither it nor the information contained therein shall be disclosed to others without the express written consent of RBC, and that the information shall be used by the recipient only as approved expressly by RBC. This document shall be returned to RBC upon its request. This document may be subject to certain restrictions under U.S. export control laws and regulations.

BRAKE CONNECTION						
VOLTAGE	STERNS BRAKE			DINGS BRAKE		
	L1	L2	Join	L1	L2	Join
HIGH	1(RED)	2(RED)	3(BLACK) 4(BLACK)	2(BLACK)	4(YELLOW)	1(YELLOW) 3(BLACK)
LOW	1(RED) 3(BLACK)	2(RED) 4(BLACK)	-----	2(BLACK) 3(BLACK)	1(YELLOW) 4(YELLOW)	-----

VOLTAGE	L1	L2	L3	JOIN & INSULATE
HIGH	T1	T2	T3	(T4, T7) (T5, T8) (T6, T9)
LOW	T1, T7	T2, T8	T3, T9	T4, T5, T6

				TOLERANCES UNLESS SPECIFIED		ELECTRIC MOTORS GEARMOTORS AND DRIVES		DRAWN RDW 09/14/99	
				DEC	INCHES			CHK	
				.X	±.1			APPR	
				.XX	±.01			SCALE 1:1	
				.XXX	±.005			REF 005010-15	
--	REDRAWN IN SOLIDWORKS	VJB 02/08/11	.XXXX	±.0005	TITLE EXTERNAL WIRING DIAGRAM 3 PHASE W/O PROTECTOR		MAT'L DECAL - 004014 DECAL - 080088		
NO	REVISION	BY & DATE	CHK	ANG ±1/2°	FINISH CAMFAB INC.		PAGE OF		
THIRD ANGLE PROJECTION			RFP	PREV	SIZE	DRAWING NO		REV	
				NETWORK FILE NAME 00501028		A		005010-28	--



Motor Load Data								
Load	0%	25%	50%	75%	100%	115%	125%	LR
Current (Amps)	1.70	1.92	2.19	2.58	2.90	3.2	3.5	26.5
Torque (ft-lb)	0.00	1.50	3.0	4.5	6.0	6.5	7.5	18.8
RPM	1800	1787	1774	1763	1751	1,730	1732	0
Efficiency (%)		74.5	83.4	85.6	86.5	85.5	85.6	
P.F. (%)	7.1	33.4	51.9	64.0	75.6	76.0	77.3	42.0

Motor Speed Data						Information Block																					
	LR	Pull-Up	BD	Rated	Idle	HP	Sync. RPM	Frame	Enclosure	Construction	Voltage	Frequency	Design	LR Code letter	Service Factor	Temp Rise @ FL	Duty	Ambient	Elevation	Rotor/Shaft wk <sup>2</sup>	Ref Wdg	Sound Pressure @ 1M	VFD Rating	Outline Dwg	Conn. Diag	Additional Specifications:	
Speed (RPM)	0	775	1085	1751	1800	2.0	1800	140	TEFC	TFR	208-230/460	60	A	L	1.15	53	CONT	40	1,000	0.16	T634340 FR	65	NONE	607-0218-800	005010.28		
Current (Amps)	26.5	24.4	14.2	2.90	1.70																						
Torque (ft-lb)	18.8	15.0	24.6	6.0	0.00																						

