



BAYLIGHTER™

EBY150 SERIES



High Bay Luminaire



- High Bay Luminaire
- Quarter Turn Rotary Locking Sockets
- Frame & Lens Assembly With Safety Cables
- One Way Polyurethane Gasketed
- Removable Wiring Access Plate
- Stem, Cable or Chain Mountable
- Suitable for Damp Locations
- Available with:
 - Fluorescent, LED and LED T8 (Internally Driven)
 - .040 Aluminum Fixture Housing
 - 95% Enhanced Specular Aluminum Reflectors
 - Variety of Lenses
 - Emergency Battery Pack
 - Sensor
 - 11ga. Wire Guard
 - Die Cast Hub For 3/4" Pipe (4' Fixture Only)

Photometric Data and IES Files are Available on www.lalighting.com



LOS ANGELES LIGHTING MFG. CO.

10141 OLNEY ST. / EL MONTE, CA 91731

TEL : 626-454-8300 FAX : 626-454-8399

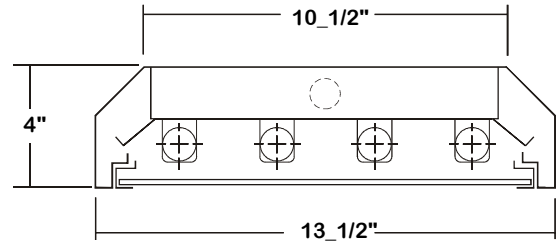
www.lalighting.com

BAYLIGHTER™ - LED T8 (Internally Driven)



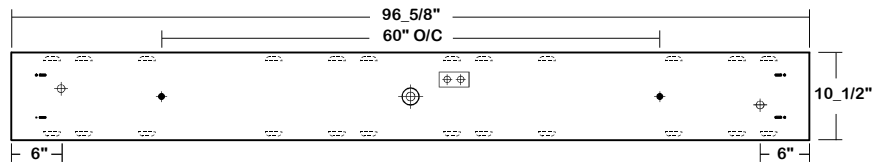
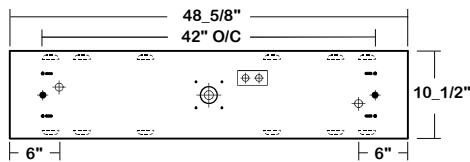
EBY150 SERIES - LED T8

CROSS SECTION



BACK PLATE

- V-HOOK • 3/16" K.O. • 11/16" STEM MTG. K.O. □ ACCESS PLATE ⊕ 7/8" OFFSET K.O. ⊕ 2" K.O.



CATALOG NUMBER

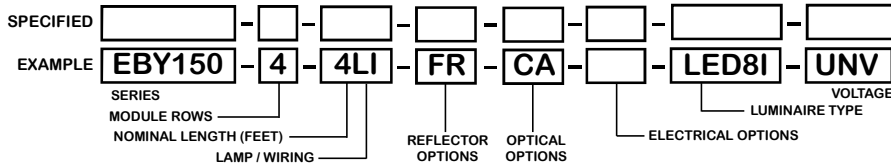
	NOMINAL LENGTH	TOTAL MODULES
EBY150-2-4Lx	4'	2
EBY150-2-8LxT	8'	4
EBY150-3-4Lx	4'	3
EBY150-3-8LxT	8'	6
EBY150-4-4Lx	4'	4
EBY150-4-8LxT	8'	8

TS2 - LED Luminaire On/Off Safety Switch



- Easily accessible on exterior of wire way.
- Allows individual fixture to be switched ON/OFF during re-lamping or Maintenance.
- Prevents damage to lamp and electrical shock during lamping and re-lamping.
- Allows safe entry to wire way channel where power connector can be disconnected for maintenance to fixture.

ORDERING GUIDE



LAMP / WIRING

LI = LED T8 internal driver light tube.
Both ends powered.
Shunted sockets used.



LR = LED T8 internal driver light tube.
Single end powered.
Non-shunted sockets used.



OPTIONS AND ACCESSORIES

<ul style="list-style-type: none"> ● REFLECTOR OPTIONS Flat Reflector, 24 ga. Cold Rolled Steel 	SUFFIX FR	<ul style="list-style-type: none"> ● ELECTRICAL OPTIONS LED Luminaire ON/OFF Safety Switch Motion Sensor 	SUFFIX TS2 MS	<ul style="list-style-type: none"> ● ACCESSORIES Wire Guard-11 Ga. Fixture Suspension System Ceiling Spacer 6" Leg Height V-Hook Die Cast Hub For 3/4" Pipe 	CAT. NO. WG11-EBY150 * * V6 HUB
<ul style="list-style-type: none"> ● OPTICAL OPTIONS Clear Acrylic * Other Lens Available Upon Request 	SUFFIX CA	*See appropriate reference page			

SPECIFICATIONS

- TYPE High bay luminaire for surface, pendant, or chain mounting for LED T8 internal driver light tube (s)**.
- CONSTRUCTION 22 gauge cold rolled steel housing with louvered vents on top for heat removal. Quarter turn rotary locking lampholders standard. (20 ga. C.R.S. and .040 aluminum housing available as specified)
- FINISH Baked white polyester finish, minimum reflectance 86%. (Powder coated finish available.)
- REFLECTOR 24 ga. pre-paint cold rolled steel flat white reflector, minimum reflectance 86%.
- DOOR FRAME 20 ga. cold rolled steel door frame. T-hinges and positive spring loaded latches. Safety cables attached.
- OPTICS Clear acrylic lens standard. Extensive variety of lenses, diffusers and louvers available.
- WIRE GUARDS 11 ga. powder coated.
- WIRING Operates LED T8 internal driver light tube (s)**.
- LABELS Suitable for damp locations.


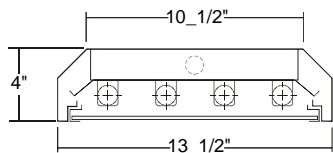
** Lamp(s) by others.



PHOTOMETRIC DATA

EBY150-4-4Lx-FR-CA-LED8x-UNV

TEST NO.=LA-T2303
 LAMP TYPE=LED T8 Internally Driven Light Tube*
 NO. OF LAMP=4
 LUMENS PER LAMP=1700
 WATTS PER LAMP=18.5
 PHOTOMETRY TYPE=C
 * Test with major manufacturer's
 LED T8 light tube(s), consult
 L.A. Lighting for details.



CANDLEPOWER

ANGLE	END	45	CROSS
0	2512	2512	2512
5	2245	2199	2179
15	2039	2058	2076
25	1958	1933	1893
35	1937	1731	1722
45	1474	1454	1424
55	1152	1079	903
65	762	627	563
75	324	251	222
85	57	32	16
90	0	0	0
95	0	0	0
105	0	0	0
115	0	0	0
125	0	0	0
135	0	0	0
145	0	0	0
155	0	0	0
165	0	0	0
175	0	0	0
180	0	0	0

ZONAL LUMEN SUMMARY

DEGREES	LUMENS	% LAMP	% FIXTURE
0-30	1689	24.8	29.2
0-40	2775	40.8	47.9
0-60	4844	71.2	83.7
0-90	5789	85.1	100.0
90-120	0	0.0	0.0
90-150	0	0.0	0.0
90-180	0	0.0	0.0
0-180	5789	85.1	100.0

Lumen Output = 5789 lumens
 Luminaire Efficiency = 85.1%

SPACING CRITERION

ALONG	ACROSS
1.10	1.06

This space is intentionally left blank.

This space is intentionally left blank.

This space is intentionally left blank.

