

# SS400 SERIES DIGITAL AUTO OFF IN-WALL TIMER



CALIFORNIA Title 24

ASHRAE 90.1



**PROGRAMMABLE!**

## APPLICATIONS



- Offices, meeting rooms
- Energy code timed override
- Exhaust fans
- Equipment room and storage spaces

SS400 Series  
\*Wall plate included

## SPECIFICATIONS

**TIMING ACCURACY:** Line Frequency

**INPUT VOLTAGE:** SS403/SS423 – 120/230/277VAC 50/60 Hz  
SS410 – 24VDC OR 24VAC 50/60 Hz

**WIRE SIZE:** SS403/SS423 – #14AWG input/output - #16AWG 3-way (remote)  
SS410 – #18AWG

**OPERATING TEMPERATURE:** 32 °F to +104 °F (0 °C to + 40 °C)

**WARRANTY:** 5 Yrs.

## FEATURES

### WIRING CHOICES:

- SS403 – no neutral for retrofit
- SS423 – with neutral for new construction
- SS410 – multiple circuits with power packs – low voltage for class 2 wiring

**ENERGY CODE PRESET:** 2 hour timing for Title 24 and IECC (default). 4 hour timing for ASHRAE 90.1 (with quick dip switch adjustment)

**PROGRAMMABLE:** 5 minutes to 24 hour: 5 minute steps from 5 minutes to 1 hour. 10 minute steps from 1 to 4 hours. 30 minute steps from 4 to 12 hours. 1 hour steps from 12 to 24 hours.

**SCROLL LOCK:** Limits user adjustment to a maximum equal to the preset time.

**FLASH WARNING:** Optional one second flicker turns load off/on 2 minutes before end of time cycle.

**BEEPER WARNING:** Optional beep will sound every 15 seconds during the last 2 minutes of the time cycle.

**TAMPER RESISTANT:** Wall plate locks access to dip switch adjustments.

**MANUAL OPERATION:** Start or stop countdown from timer or remote switch.

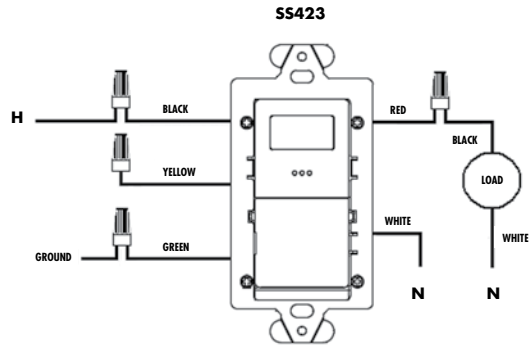
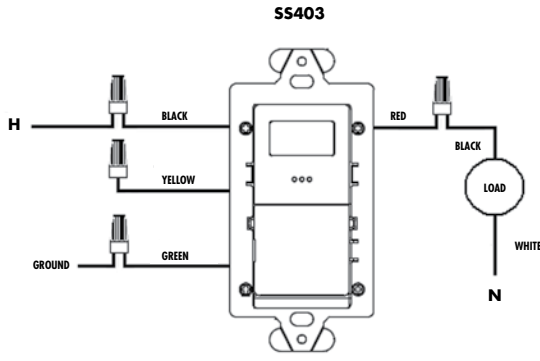
**THREE-WAY & MULTI-WAY:** Three-way compatible with existing switch. Multi-way requires momentary switches at the additional locations. Maximum distance 100 feet.

**DISPLAY:** Backlit LCD Display.

**COLOR:** White (single gang decorator wall plate included).

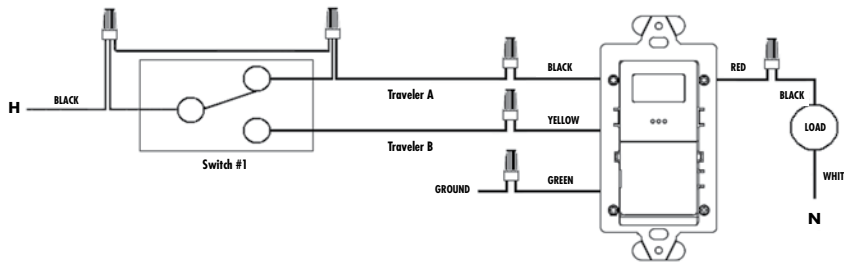
CAT. NO.	UPC CODE	INPUT SUPPLY (VAC) 50/60 Hz	SWITCH TYPE	COLOR
SS403	14029	120/230/277	SPST	White
SS423	14030	120/230/277	SPST	White
SS410	14033	24VDC or 24VAC	SPDT	White

TYPE	VOLTAGE	SS403 RATING	VOLTAGE (VAC)	SS423 RATING
Resistive	120-277VAC	15A	120-277	15A
Ballast	120-277VAC	10A	120-277	13A
LED Lamp Driver	120-277VAC	1200W	120-277	1200W
Tungsten	120VAC	8A	120	8A
Pilot Duty	120VAC	360VA	120-277	720VA
Motor	120VAC	1/4HP	120-277	1HP
SS410				
VOLTAGE	RATING	VOLTAGE (VAC)		RATING
28VDC	.5A Max	24		1A Max
Minimum Load 1ma @ 5V				



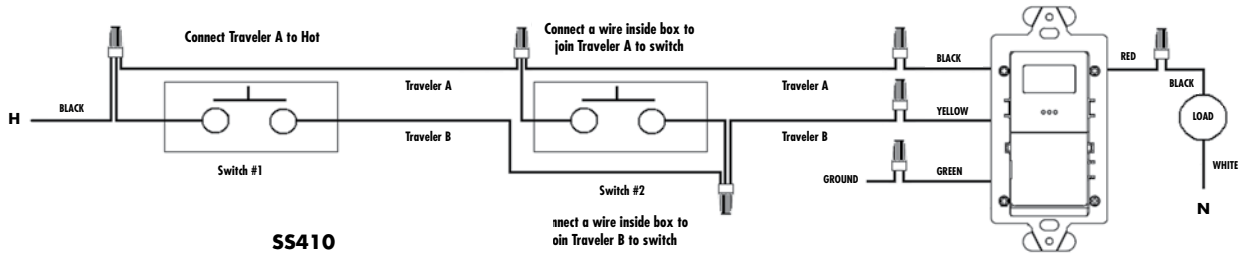
**SS403 Wiring for 3-Way**

Connect a wire inside the gang-box between Traveler A and Hot.

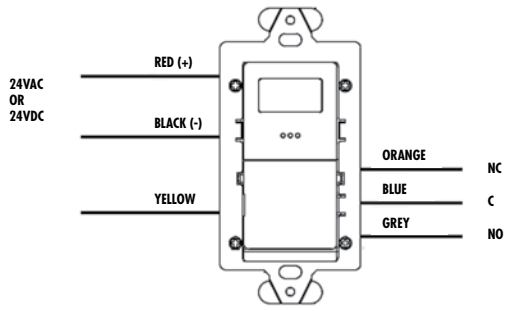


**SS403 Wiring for 4-Way**

Use momentary switches at all additional locations.  
TORK #LCS115M



**SS410**



**SS410 Wiring for 4-Way**

Use momentary switches at all additional locations.  
TORK #LCS115M

