



# SC0511AV/SC0711AV

SUBMERSIBLE SUMP/EFFLUENT PUMP



**Bell & Gossett**

a xylem brand

## Wastewater

### FEATURES

- Corrosion resistant construction
- Cast iron body
- Thermoplastic impeller and cover
- Upper sleeve and lower heavy duty ball bearing construction.
- Motor is permanently lubricated for extended service life.
- Powered for continuous operation.
- All ratings are within the working limits of the motor.
- Power cord, 10' standard length, heavy duty 16/3 SJTW with 115 volt grounding plug and vertical switch.
- Complete unit is heavy duty, portable and compact.
- Mechanical seal is carbon, ceramic, BUNA and stainless steel.
- Stainless steel fasteners

### APPLICATIONS

Specially designed for the following uses:

- Basement Draining
- Dewatering
- Water Transfer
- Effluent Transfer

### SPECIFICATIONS

#### Pump - General:

- Discharge: 1½" NPT
- Temperature: 104°F (40°C) maximum, continuous when fully submerged.
- Solids handling: ½" maximum sphere.
- Automatic models include a float switch.
- Pumping range: see performance chart or curve.

#### SC0511AV Pump:

- Maximum capacity: 61 GPM
- Maximum head: 29' TDH

#### SC0711AV Pump:

- Maximum capacity: 70 GPM
- Maximum head: 37' TDH

### AGENCY LISTINGS



Tested to UL 778 and CSA 22.2 108 Standards  
By Canadian Standards Association  
File #LR38549

### PERFORMANCE RATINGS

#### SC0511AV

Total Head (feet of water)	GPM
10	60
15	47
20	33
25	16

#### SC0711AV

Total Head (feet of water)	GPM
10	69
15	60
20	50
25	39
30	27
35	12

### MOTOR

#### General:

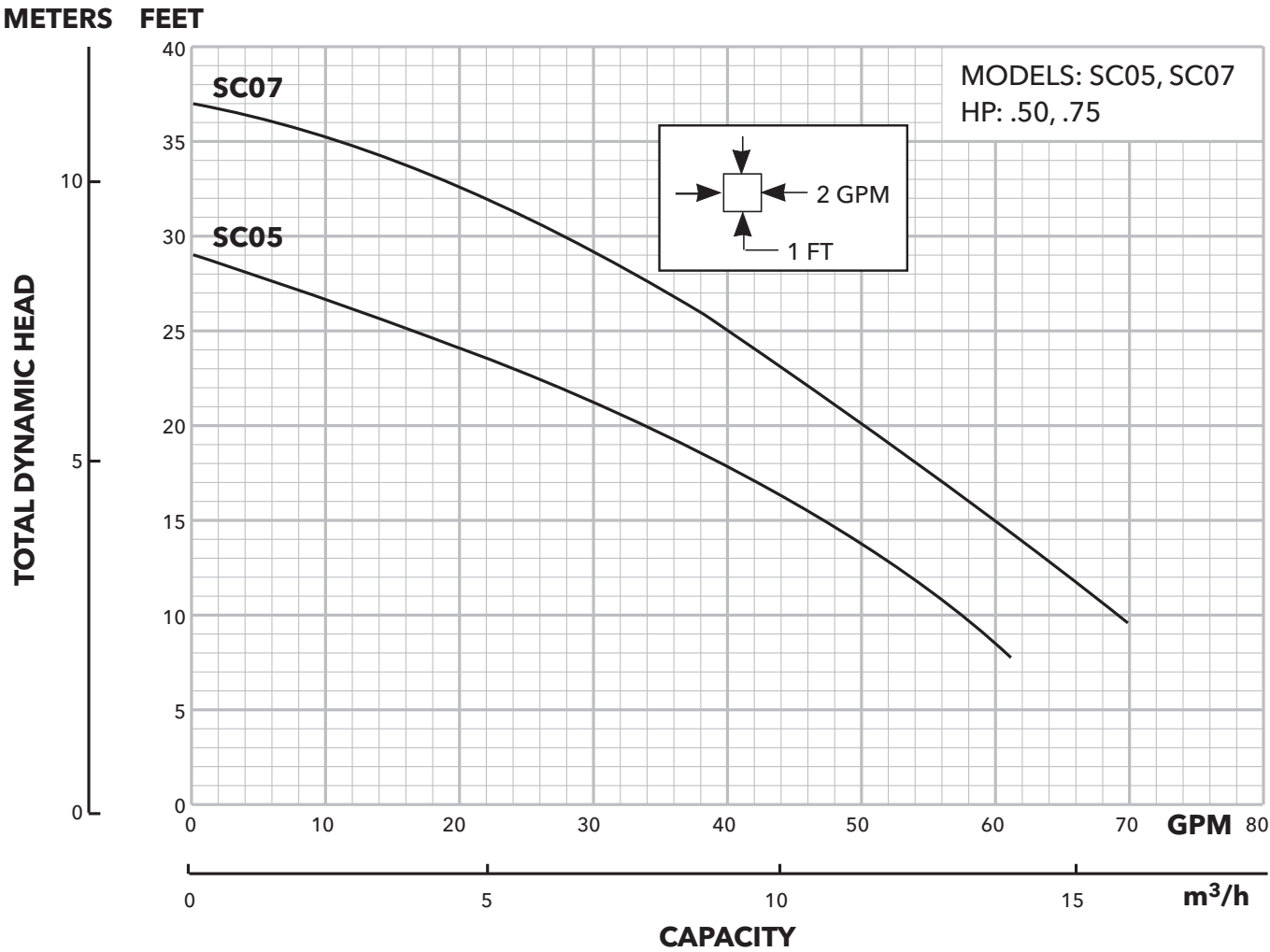
- Single phase
- 60 Hertz
- 115 volts
- Built-in thermal overload protection with automatic reset.
- Class B insulation
- Oil-filled design
- High strength carbon steel shaft

#### SC0511AV Motor:

- .50 HP, 3400 RPM
- 115 volts
- PSC design

#### SC0711AV Motor:

- .75 HP, 3400 RPM
- 115 volts
- PSC design

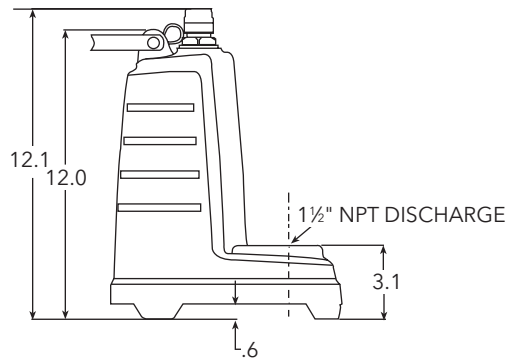
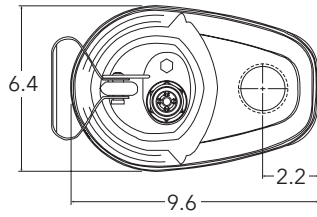


**PUMP INFORMATION**

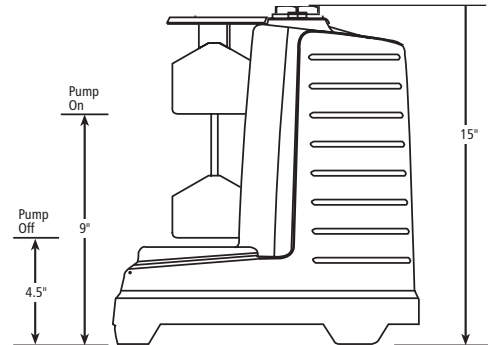
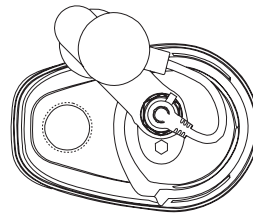
Order No.	HP	Phase	Volts	Amp Draw	RPM	Float Switch Style	Cord Length	Discharge Connection	Minimum Basin Diameter	Maximum Solids Size	Shipping Weight lbs/kg
SC0511AV	½	1	115	7.5	3450	Built-In Vertical	10'	1.5"	18"	.5"	31
SC0511PV						Piggy-Back Vertical					
SC0711AV	¾			9.5		Built-In Vertical					
SC0711PV						Piggy-Back Vertical					

## DIMENSIONS

(All dimensions are in inches. Do not use for construction purposes.)



## VERTICAL FLOAT SWITCH



**xylem**  
Let's Solve Water

Xylem Inc.  
2881 East Bayard Street Ext., Suite A  
Seneca Falls, NY 13148  
Phone: (866) 325-4210  
Fax: (888) 322-5877  
[www.bellgossett.com](http://www.bellgossett.com)

Bell & Gossett is a trademark of Xylem Inc. or one of its subsidiaries.  
© 2014 Xylem Inc. BSC5171 R4 November 2014