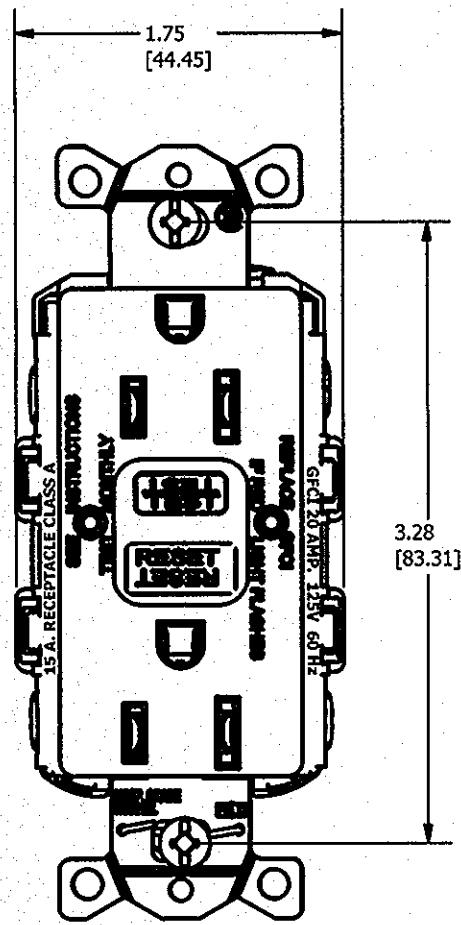
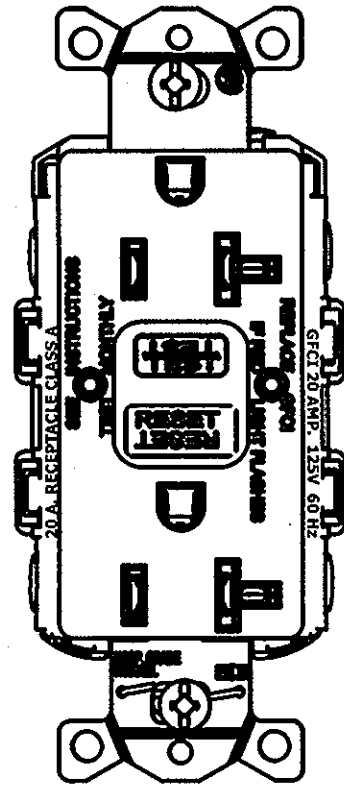


M-12817

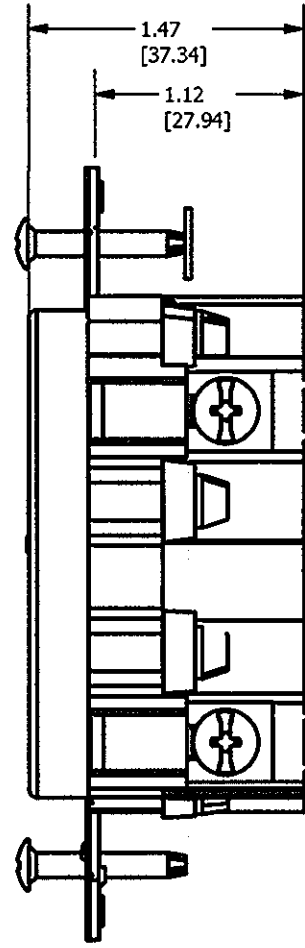
1



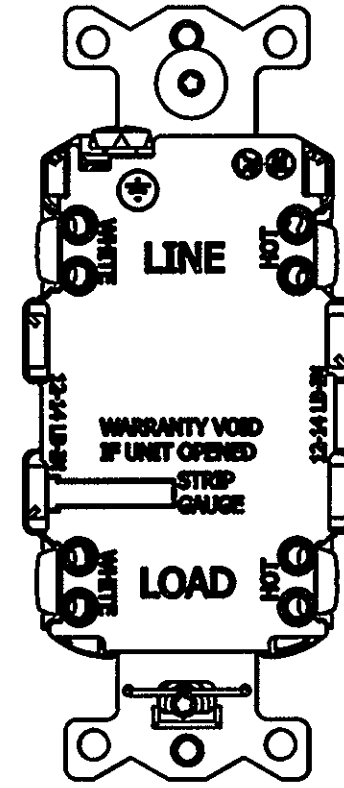
TYPICAL 15A DEVICE



TYPICAL 20A DEVICE



(RANDOM UNIT CONFIGURATION SHOWN. SEE BOM FOR UNIT DETAIL & OTHER VARIATION)



BACK MARKINGS TYPICAL

LIST OF PARTS		
DESCRIPTION	MATERIAL	FINISH
FACE	NYLON	
BRIDGE	STEEL	GALVANIZED
BRIDGE	BRASS	
CONTACTS	AG - SN02	
FACE CONTACT	BRASS CDA688	
CLAMP PLATES	BRASS	
BASE	NYLON	
MOUNTING SCREWS	STAINLESS STEEL	ZINC PLATE
BINDING SCREWS	STEEL	ZN & BRASS PLT

DIMENSION SHEET FOR CAT. NO.

REPAIRABLE NON-REPAIRABLE

KG
2-12-2015

B
M-12817

SELF TEST B GFCI: NON-TR, HG & FS

BROWN	IVORY	WHITE	GRAY	BLACK	RED	ALMOND	LT. ALMOND	RATINGS
GFRST15U	GFRST15IU	GFRST15WU	GFRST15GYU	GFRST15BKU	GFRST15RU	GFRST15ALU	GFRST15LAU	15A, 125V
GFRST20U	GFRST20IU	GFRST20WU	GFRST20GYU	GFRST20BKU	GFRST20RU	GFRST20ALU	GFRST20LAU	20A, 125V
GFRST82U	GFRST82IU	GFRST82WU	GFRST82GYU	GFRST82BKU	GFRST82RU	GFRST82ALU	GFRST82LAU	15A, 125V
GFRST83U	GFRST83IU	GFRST83WU	GFRST83GYU	GFRST83BKU	GFRST83RU	GFRST83ALU	GFRST83LAU	20A, 125V

1	INITIAL RELEASE PER DCN 20202	TFH	11-24-14
SYM	DESCRIPTION	APPRO	DATE

THE DESIGN AND DIMENSIONS OF THE PRODUCT SHOWN ON THIS DRAWING ARE SUBJECT TO CHANGE WITHOUT NOTICE

TITLE
CUSTOMER DWG. GFCI SELF TEST B NON-TR - HG/FS. MADE IN USA

TOLERANCES UNLESS OTHERWISE SPECIFIED FRACTIONS ±1/64 DECIMALS ±.005 ANGLES ±2°	WIRING DEVICE-KELLEMS HUBBELL INCORPORATED SHELTON, CT	
	DR. BY thowlett	APP. BY
	TR. BY TFH	SCALE 1:1
	CHK'D BY	DATE 11/25/2014