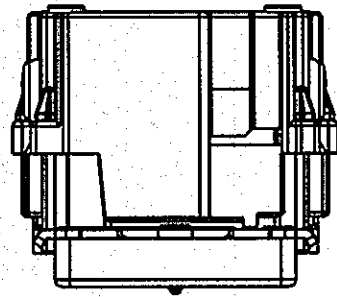
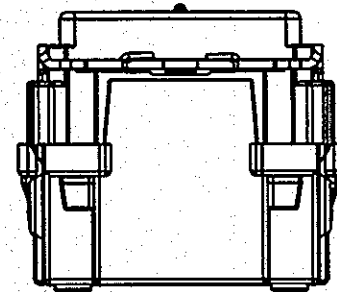
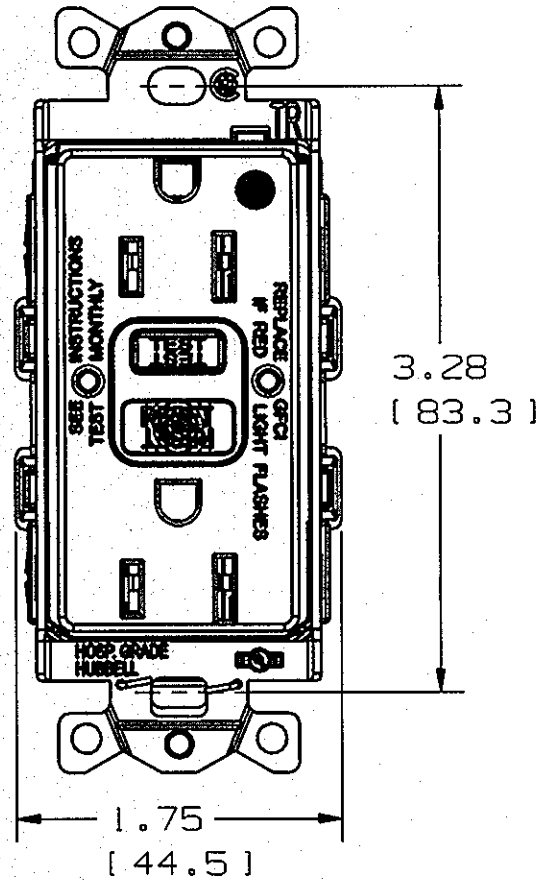


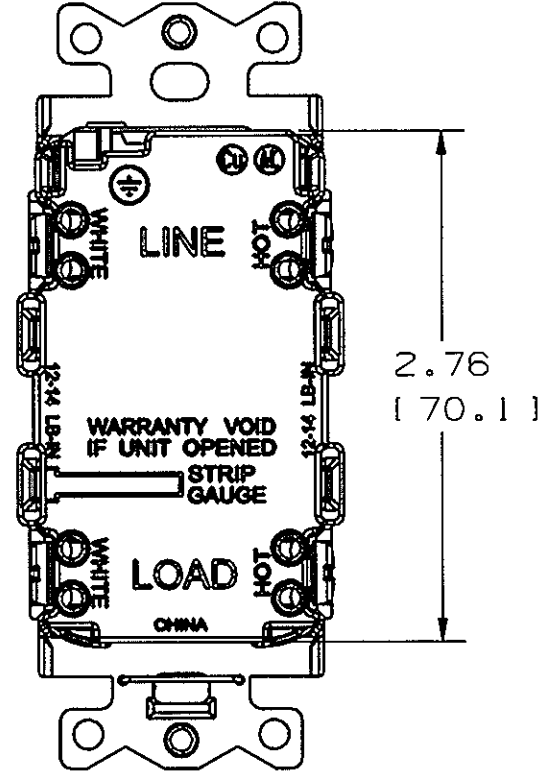
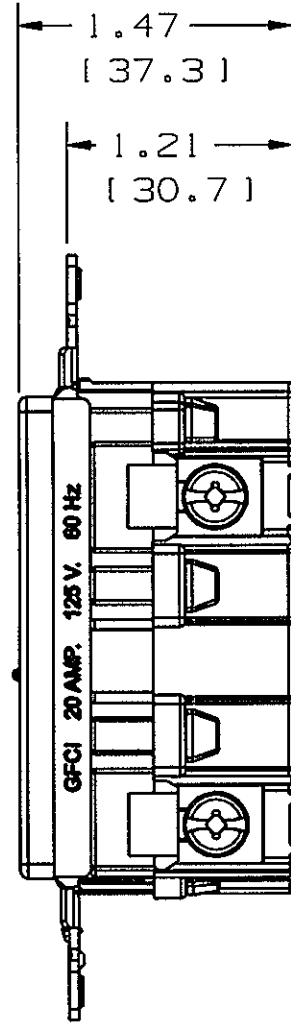
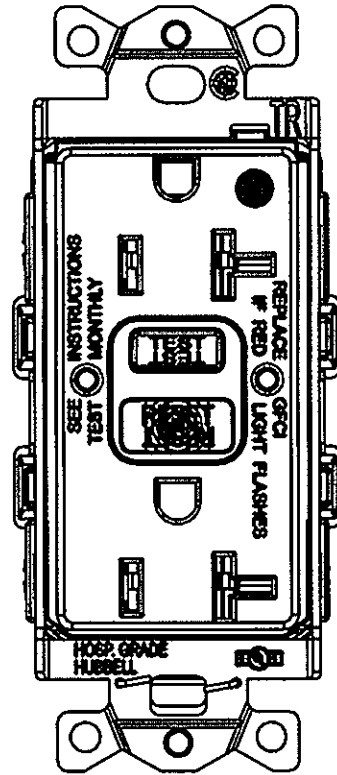
M127521



15A DEVICE



20A DEVICE



LIST OF PARTS

DESCRIPTION	MATERIAL	FINISH
COVER	ZYTEL 101F	
BASE	ZYTEL 101F	
BRIDGE	BRASS	
TERMINAL	BRASS	
SCREW	SS	
MOUNTING SCREW	SS	

DIMENSION SHEET FOR CAT. NO.

REPAIRABLE NON-REPAIRABLE

XP
2-19-15

1	INITIAL RELEASE PER DCN 21051.	KP	02/19/15
SYM	REVISIONS	APP	DATE

THE DESIGN AND DIMENSIONS OF THE PRODUCT SHOWN ON THIS DRAWING ARE SUBJECT TO CHANGE WITHOUT NOTICE

TITLE
CUST DWG IG GFR TWR
HG-FED SPEC 15/20 AMP

TOLERANCES UNLESS OTHERWISE SPECIFIED FRACTIONS ± 1/64 DECIMALS ± .005 ANGLES ± 2°	WIRING DEVICE-KELLEMS HUBBELL INCORPORATED BRIDGEPORT, CT	
	DR. BY A.H	APP. BY KP
	TR. BY	SCALE 1:1
	CHK'D BY KP	DATE 10/13/14

ISOLATED GROUND SELF TEST B GFR TR WR HG/FS		
BROWN	GFTWRST82IG	GFTWRST83IG
IVORY	GFTWRST82IIG	GFTWRST83IIG
WHITE	GFTWRST82WIG	GFTWRST83WIG
GRAY	GFTWRST82GYIG	GFTWRST83GYIG
BLACK	GFTWRST82BKIG	GFTWRST83BKIG
RED	GFTWRST82RIG	GFTWRST83RIG
OFFICE WHITE	GFTWRST82OWIG	GFTWRST83OWIG
ALMOND	GFTWRST82ALIG	GFTWRST83ALIG
LT. ALMOND	GFTWRST82LAIG	GFTWRST83LAIG
RATING	15A, 125V	20A, 125V

B
M-12752
1