

M-12132

3

Ø9.50 [241.3]

COVER SHOWN OPEN

HINGED ACCESS DOORS

FLOOR BOX WITH TEMP. COVER

FLOOR BOX WITH CABLE ACCESS COVER

.15 [3.8]

6.41 [162.9]

2X C

2X D

2X G

2.41 [61.1] ABOVE COVERS

2.74 [69.6] BELOW DEVICE

7.33 [186.2]

8.05 [204.6]

F

B

A

E

NOTES:

1. ALL DIMENSIONS ARE IN INCHES AND [MILLIMETERS].
2. FLOOR TILE CUTOUT: Ø8.25 [209.6] ± .12 [3.0].
3. FLOOR TILE THICKNESS: 2.50 [63.5] MAXIMUM, .75 [19.1] MINIMUM.
4. WIRING VOLUMES BY CONFIGURATION:
 1 GANG & 3 GANG: 28.5 IN³ [467 CM³] & 85.5 IN³ [1401 CM³]
 2 GANG & 2 GANG: 57.0 IN³ [934 CM³] & 57.0 IN³ [934 CM³]
 4 GANG: 114.0 IN³ [1868 CM³]
5. USE RAFB4 SERIES COVER PLATES ONLY, SOLD SEPARATLY.
6. ALL CAT NOS ARE SUPPLIED WITH TEMPORARY INSTALLATION COVERS.

LABEL	KNOCKOUT TRADE SIZE	QUANTITY & LOCATION
A	3/4", 1" CONCENTRIC	1 - BOTTOM
B	3/4", 1", 1 1/4" CONCENTRIC	1 - BOTTOM
C	3/4", 1 1/2" CONCENTRIC	2 - SIDES
D	1", 1 1/4" CONCENTRIC	2 - SIDES
E	1 1/2"	1 - BOTTOM
F	2"	1 - BOTTOM
G	1/2"	2 - SIDES

CATALOG NO.	DESCRIPTION
RAFB4BLK	ROUND RAISED ACCESS FLOOR BOX WITH BLACK COVER
RAFB4NKL	ROUND RAISED ACCESS FLOOR BOX WITH NICKEL COVER
RAFB4BRZ	ROUND RAISED ACCESS FLOOR BOX WITH BRONZE COVER
RAFB4BRS	ROUND RAISED ACCESS FLOOR BOX WITH BRASS COVER
RAFB4ALU	ROUND RAISED ACCESS FLOOR BOX WITH ALUMINUM COVER
RAFB4BASE	ROUND RAISED ACCESS FLOOR BOX WITH TEMP. COVER ONLY

LIST OF PARTS

DESCRIPTION	MATERIAL	FINISH
COVER	ALUMINUM	SEE TABLE
BOX ASSEMBLY	STEEL	ZINC
PARTITIONS	STEEL	ZINC
DEVICE FRAMES	STEEL	ZINC
POST	ALUMINUM	NONE
GROUND SCREWS	BRASS	GREEN
FASTENERS	STEEL	ZINC
TEMPORARY COVER	STEEL	ZINC

DIMENSION SHEET FOR CAT. NO. SEE TABLE

REPAIRABLE NON-REPAIRABLE

B

M-12132

3

3	REVISED PER DCN21058	SBW	2/23/15
2	UPDATED IMAGES PER DCN20245	AD	12/13/13
1	INITIAL RELEASE DCN18547	SBW	5/3/12
SYM	DESCRIPTION	APP	DATE

THE DESIGN AND DIMENSIONS OF THE PRODUCT SHOWN ON THIS DRAWING ARE SUBJECT TO CHANGE WITHOUT NOTICE

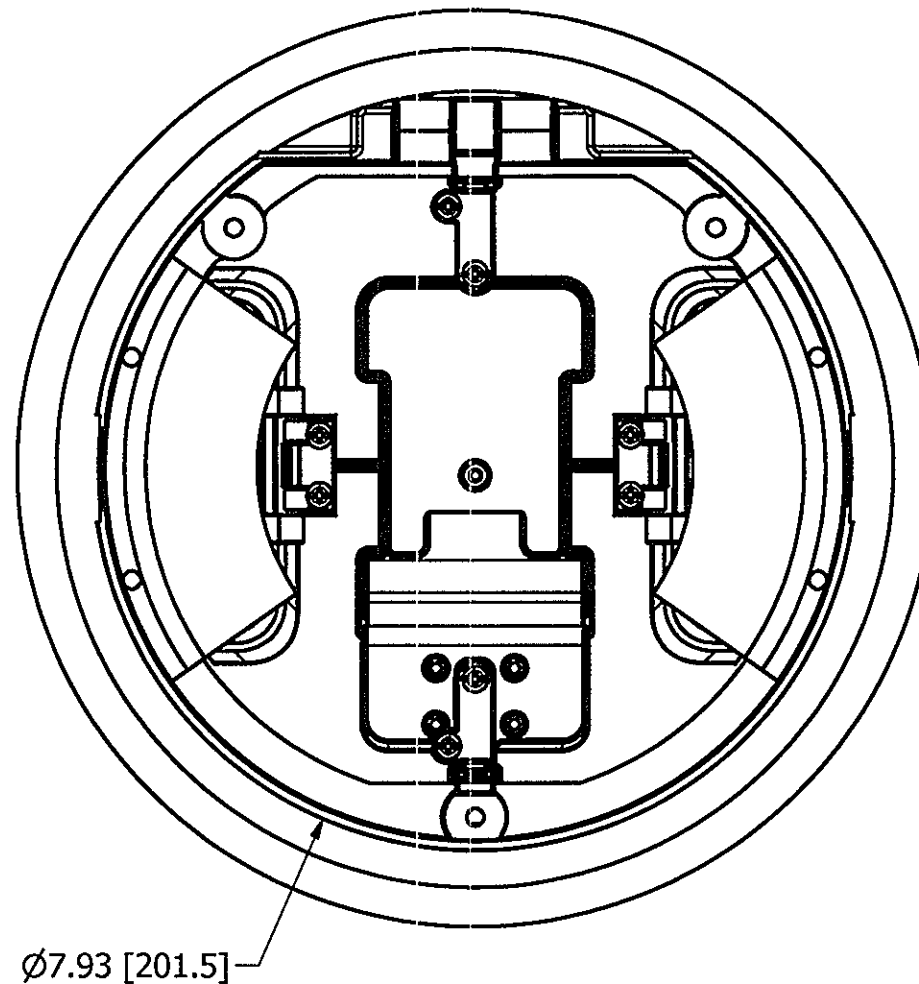
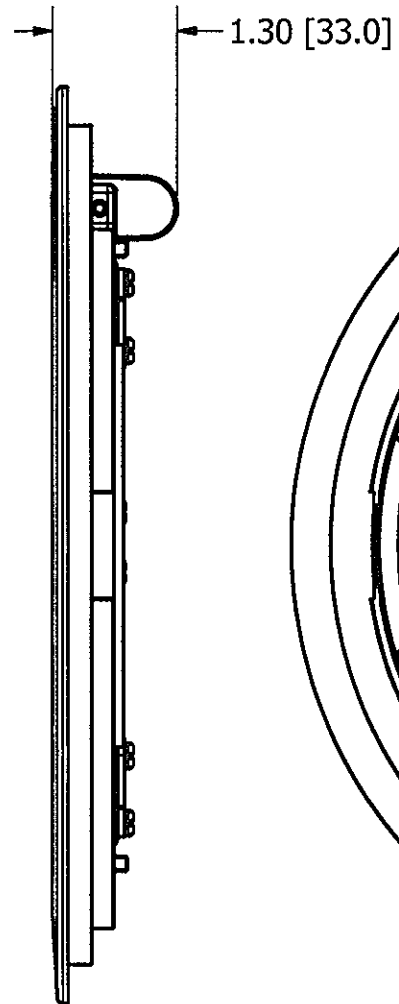
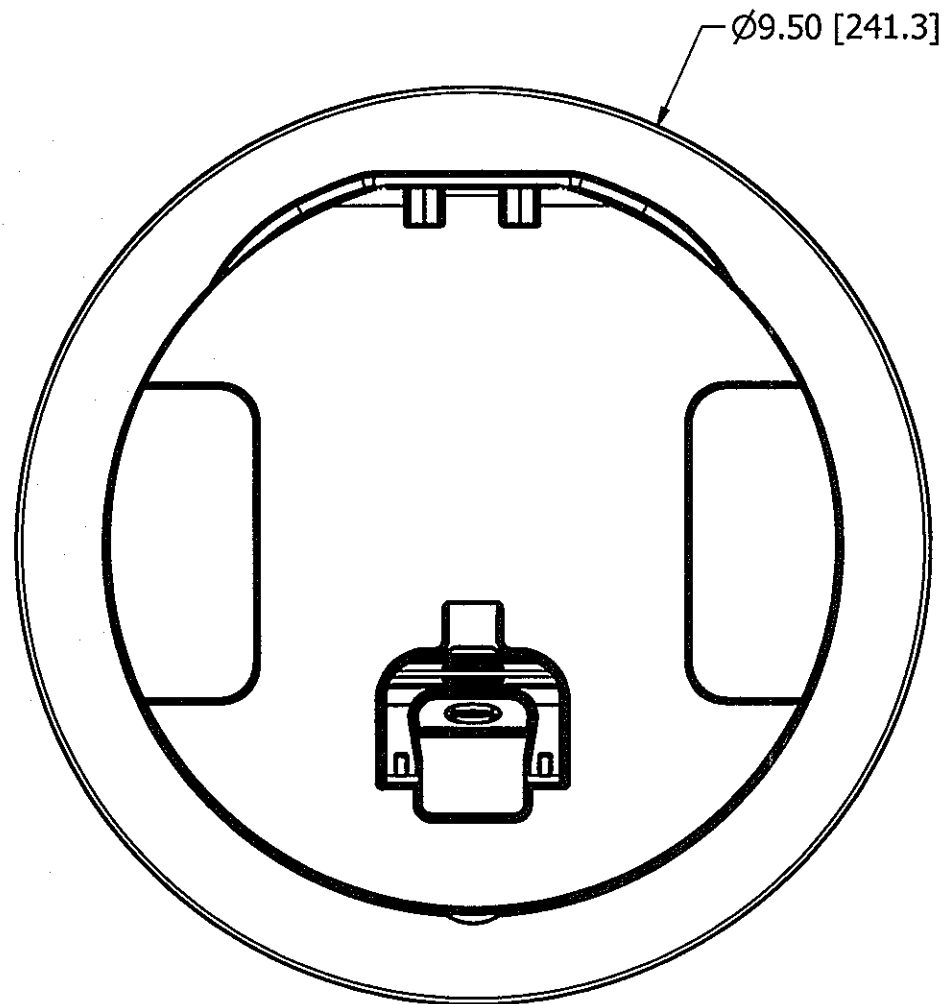
TITLE
 ROUND, 4 GANG, FLOOR BOX FOR RAISED FLOORS

TOLERANCES UNLESS OTHERWISE SPECIFIED
 .XX = ± .01
 .XXX = ± .005
 ANGLES = ± 2°

WIRING DEVICE-KELLEMS HUBBELL INCORPORATED SHELTON, CT.
 DR. BY SBW APP. BY
 TR. BY SCALE 1/4
 CHK'D BY SM DATE 2/2/2012

M-12576

1



CATALOG NO.	COVER FINISH
CFBS1R8CVRALU	BRUSHED ALUMINUM
CFBS1R8CVRBLK	BLACK POWDER COAT
CFBS1R8CVRBRS	BRASS PLATED
CFBS1R8CVRBRZ	BRONZE PLATED FINISH
CFBS1R8CVRNKL	SATIN NICKEL PLATED

NOTES:

1. ALL DIMENSIONS ARE IN INCHES AND [MILLIMETERS].
2. PRODUCT IS cULus LISTED. COMPLIES WITH UL 514A.
3. MOUNTING HARDWARE INCLUDED.

CODE 74545

LIST OF PARTS

DESCRIPTION	MATERIAL	FINISH
FLANGE RING	ALUMINUM	SEE TABLE
MAIN DOOR	ALUMINUM	SEE TABLE
ACCESS DOORS	ALUMINUM	SEE TABLE
HANDLE	ALUMINUM	SEE TABLE
HANDLE BEARING BLOCK	ALUMINUM	SEE TABLE
LINKS	ALUMINUM	SEE TABLE
SLIDERS	ALUMINUM	SEE TABLE
DOOR GASKETS	FOAM RUBBER	BLACK
WEATHERSTRIP	ALUMINUM/NYLON	PLAIN/BLACK
HARDWARE	STEEL	ZINC

1	INITIAL RELEASE PER DCN20709	SBW	8/18/2014
SYM	DESCRIPTION	APP	DATE

THE DESIGN AND DIMENSIONS OF THE PRODUCT SHOWN ON THIS DRAWING ARE SUBJECT TO CHANGE WITHOUT NOTICE

TITLE
SYSTEM ONE 8 INCH ROUND COVER FOR RECESSED FLOOR BOXES

TOLERANCES UNLESS OTHERWISE SPECIFIED .XX = ± .01 .XXX = ± .005 ANGLES = ± 2°	WIRING DEVICE-KELLEMS HUBBELL INCORPORATED SHELTON, CT.		
	DR. BY	SBW	APP. BY
	TR. BY		SCALE 1/2
	CHK'D BY	SM	DATE 8/8/2014

DIMENSION SHEET FOR CAT. NO.

SEE TABLE

REPAIRABLE

NON-REPAIRABLE

B

M-12576

1