


The Timken Company

4500 Mt Pleasant St. NW

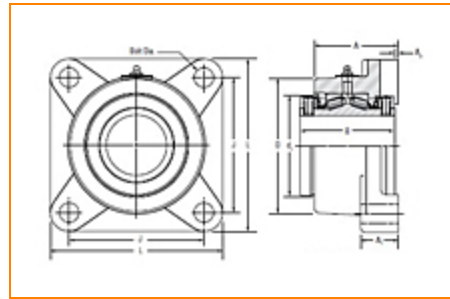
N. Canton, OH 44720

Phone: (234) 262-3000

E-Mail: CustomerCAD@timken.com • **Web site:** www.timken.com

Part Number E-4BF-TRB-4 1/2, Type E Flange: 4-Bolt Bearing

Type E tapered roller bearing Mounted Bearings are available in a wide variety of sizes and configurations to meet the requirements of demanding applications. Popular part numbers are in stock for immediate availability. Metric sizes also are available in shaft diameters ranging from 35 mm to 125 mm.


 TIMKEN®
REPRESENTATIVE IMAGE

[Specifications](#) | [Dimensions](#) | [Radial and Thrust Factors; Speed and Slip-Fit Load Limits](#) | [Note](#)

Specifications

Shaft Size	4 1/2 in
Shaft Size Type	Imperial
UPC Code	053893549811
Lubrication	Grease - Premium Industrial
Housing Coating	E-Coat

Dimensions

Dimension B	6 3/4 in
Dimension L	10-7/8 in



Dimension A	5-15/16 in
Dimension J	8 3/4 in
Dimension A ₂	3/8 in
Bolt Diameter	7/8 in
Dimension A ₁	2-7/16 in
Dimension D ¹	8-3/4 in
Dimension d ₁	6-47/64 in

Radial and Thrust Factors; Speed and Slip-Fit Load Limits

e	0.53
X (if $F_a/F_r \leq e$)	0.87
Y (if $F_a/F_r \leq e$)	1.63
X (if $F_a/F_r > e$)	0.7
Y (if $F_a/F_r > e$)	1.97
K Factor	1.13
C ₉₀ Dynamic Load Rating ²	33000 lbf
C ₀ Static Load Rating	188400 lbf
F _{a-max} Maximum Permissible Thrust Load ³	6908 lbf
F _{r-max} Maximum Allowable Slip Fit Radial Load ⁴	27000 lbf
Max. Speed ⁵	1360 rpm

Note

Note

Note: All units have a 1/8" pipe thread grease fitting

The Maximum Permissible Thrust Load applies to conditions of slip fit with set screw mounting or in applications where a large moment loading occurs. The values shown are valid only when two collars and set screws are used.

When heavy thrust forces are applied, the friction between the pillow block base may not be sufficient to prevent movement. Mechanical stops or shear bars with strength sufficient to support the load should be added. Never weld the pillow block or bearing to secure it to the shaft or base.

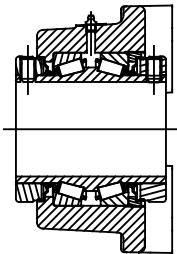
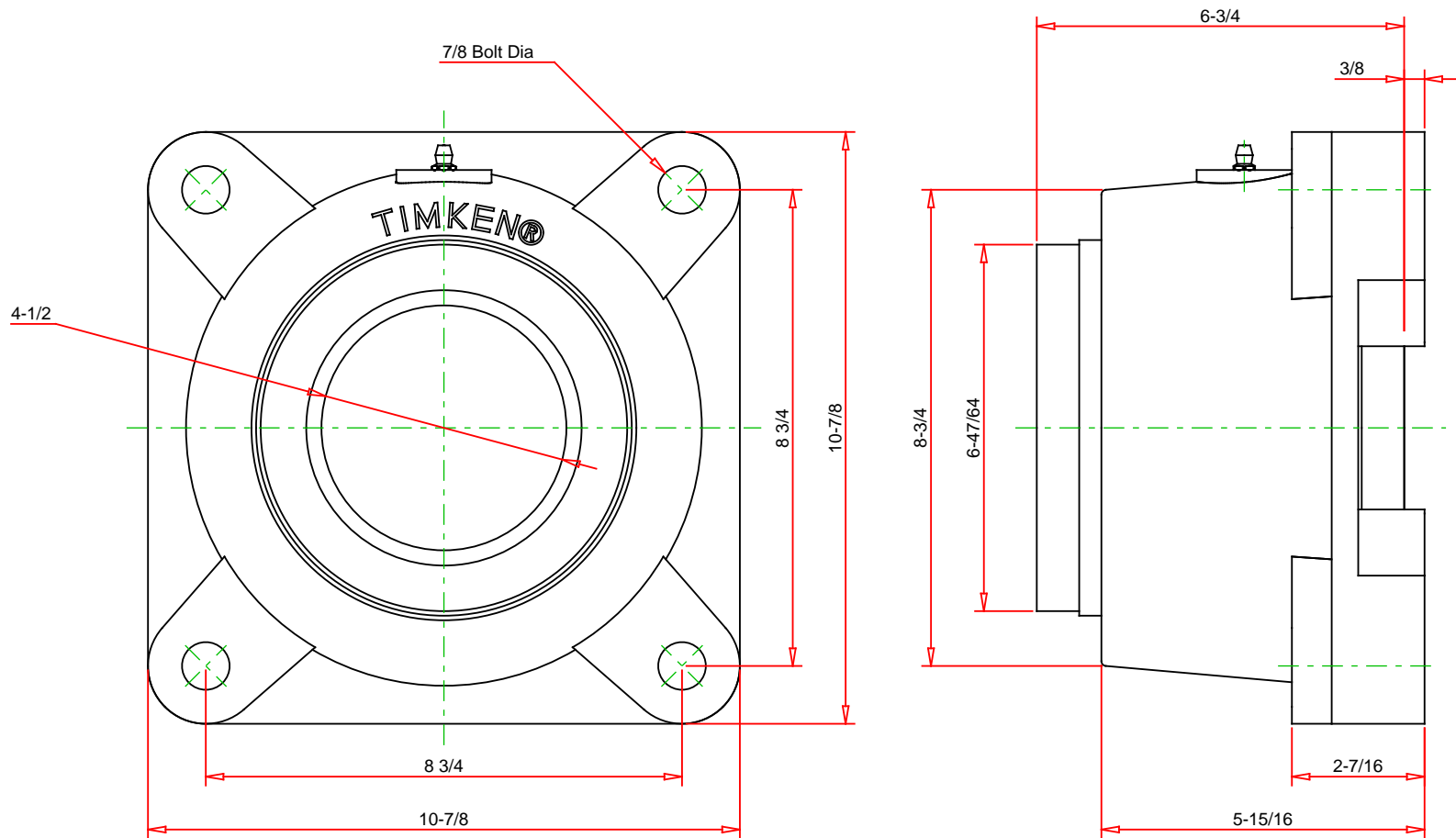
¹ Tolerance $+0.000 / -0.002$ in

² C_{90} is the Dynamic Load Rating based on a rated Life of 90 million revolutions (3000 hrs at 500 RPM).

³ F_{a-max} is based on the limits of the holding force of two properly tightened collars and set screws. Fifty percent of the values should be used when a single collar is installed.

⁴ If the application loads approach or exceed F_{r-max} , the shaft fit should be adjusted to a line-to-line (g6 or h6) or light press fit (m6).

⁵ Timken Double Lip Seal



Note: Section View not to Scale

IMPERIAL UNITS

C90	33000	LBS
Co	188400	LBS
Fa-MAX	6908	LBS
Fr-MAX	27000	LBS
MAX SPEED	1360	RPM

TIMKEN

THE TIMKEN COMPANY
NORTH CANTON, OHIO USA

E-4BF-TRB-4 1/2
FLANGE: 4-BOLT

Every reasonable effort has been made to ensure the accuracy of the information contained in this writing, but no liability is accepted for errors, omissions or for any other reason.

FOR DISCUSSION ONLY