


**The Timken Company**

4500 Mt Pleasant St. NW

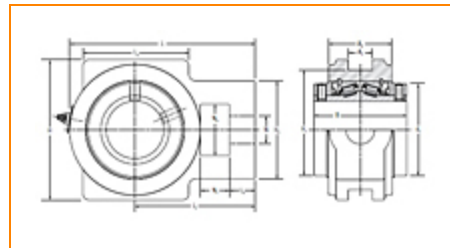
N. Canton, OH 44720

**Phone:** (234) 262-3000

**E-Mail:** [CustomerCAD@timken.com](mailto:CustomerCAD@timken.com) • **Web site:** [www.timken.com](http://www.timken.com)

## Part Number E-TU-TRB-1 1/2, Type E Take Up: Wide Slot Bearing

Type E tapered roller bearing Mounted Bearings are available in a wide variety of sizes and configurations to meet the requirements of demanding applications. Popular part numbers are in stock for immediate availability. Metric sizes also are available in shaft diameters ranging from 35 mm to 125 mm.



[Specifications](#) | [Dimensions](#) | [Radial and Thrust Factors; Speed and Slip-Fit Load Limits](#) | [Note](#)

### Specifications

<b>Shaft Size</b>	1 1/2 in
<b>Shaft Size Type</b>	Imperial
<b>UPC Code</b>	053893532585
<b>Lubrication</b>	Grease - Premium Industrial
<b>Housing Coating</b>	E-Coat

### Dimensions

**Dimension B** 3-3/8 in



**Dimension L** 6 in

<b>Dimension A<sub>1</sub></b>	11/16 in
<b>Dimension L<sub>3</sub></b>	3-1/4 in
<b>Dimension L<sub>1</sub></b>	3-13/16 in
<b>Dimension N</b>	1-1/8 in
<b>Dimension L<sub>2</sub></b>	15/16 in
<b>Dimension N<sub>1</sub></b>	3/4 in
<b>Dimension H<sub>2</sub></b>	3-5/16 in
<b>Dimension N<sub>2</sub></b>	1-15/16 in
<b>Dimension d<sub>1</sub></b>	3-3/16 in
<b>Dimension H<sub>1</sub></b>	4 in
<b>Dimension H</b>	4-3/4 in
<b>Dimension A<sub>2</sub></b>	2-5/16 in

### Radial and Thrust Factors; Speed and Slip-Fit Load Limits

<b>e</b>	0.44
<b>X (if <math>F_a/F_r \leq e</math>)</b>	0.87
<b>Y (if <math>F_a/F_r \leq e</math>)</b>	1.96
<b>X (if <math>F_a/F_r &gt; e</math>)</b>	0.7
<b>Y (if <math>F_a/F_r &gt; e</math>)</b>	2.37
<b>K Factor</b>	1.36
<b>C<sub>90</sub> Dynamic Load Rating<sup>1</sup></b>	7860 lbf
<b>C<sub>0</sub> Static Load Rating</b>	33000 lbf

<b><math>F_{a-max}</math> Maximum Permissible Thrust Load<sup>2</sup></b>	2590 lbf
<b><math>F_{r-max}</math> Maximum Allowable Slip Fit Radial Load<sup>3</sup></b>	6400 lbf
<b>Max. Speed<sup>4</sup></b>	3320 rpm

## Note

Note: All units have a 1/8" pipe thread grease fitting

The Maximum Permissible Thrust Load applies to conditions of slip fit with set screw mounting or in applications where a large moment loading occurs. The values shown are valid only when two collars and set screws are used.

### Note

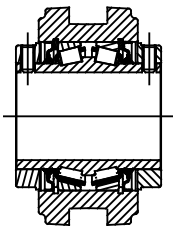
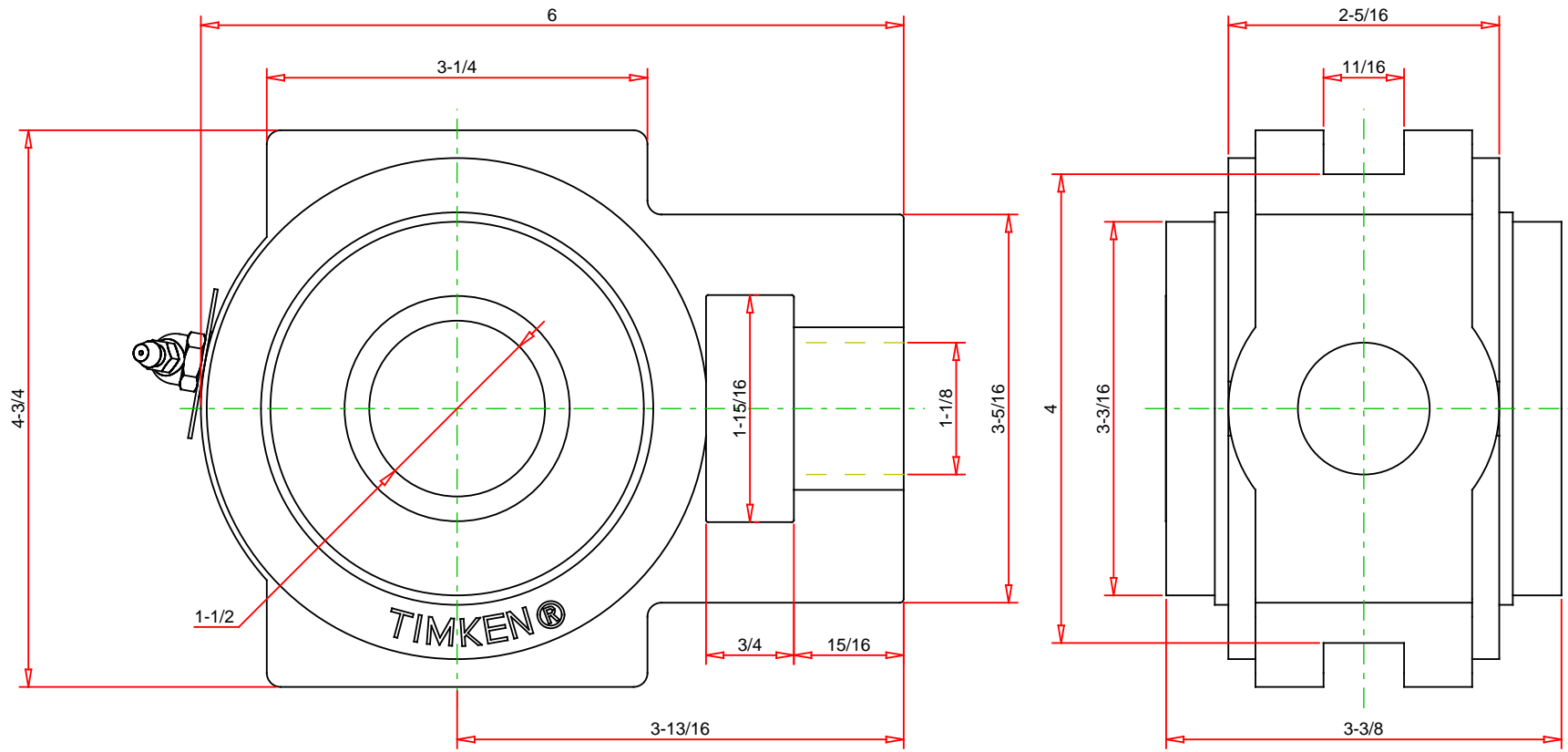
When heavy thrust forces are applied, the friction between the pillow block base may not be sufficient to prevent movement. Mechanical stops or shear bars with strength sufficient to support the load should be added. Never weld the pillow block or bearing to secure it to the shaft or base.

<sup>1</sup>  $C_{90}$  is the Dynamic Load Rating based on a rated Life of 90 million revolutions (3000 hrs at 500 RPM).

<sup>2</sup>  $F_{a-max}$  is based on the limits of the holding force of two properly tightened collars and set screws. Fifty percent of the values should be used when a single collar is installed.

<sup>3</sup> If the application loads approach or exceed  $F_{r-max}$ , the shaft fit should be adjusted to a line-to-line (g6 or h6) or light press fit (m6).

<sup>4</sup> Timken Double Lip Seal



Note: Section View not to Scale

IMPERIAL UNITS

C90	7860	LBS
Co	33000	LBS
Fa-MAX	2590	LBS
Fr-MAX	6400	LBS
MAX SPEED	3320	RPM

**TIMKEN**

THE TIMKEN COMPANY  
NORTH CANTON, OHIO USA

E-TU-TRB-1 1/2  
TAKE-UP: WIDE SLOT

Every reasonable effort has been made to ensure the accuracy of the information contained in this writing, but no liability is accepted for errors, omissions or for any other reason.

FOR DISCUSSION ONLY