


Now
available
with ECM motor



Shown with optional ECM motor

Series 60

In-Line Mounted Centrifugal Pump

MAINTENANCE FREE

B-107D

Maintenance-Free Series 60 In-Line Mounted Centrifugal Pump



Back to the future

The Series 60 is a blend of both past and future, incorporating Bell & Gossett's time-proven three-piece reliability with an all-new design. These technological advancements deliver a pump with a superior design, increased hydraulic performance and higher operating efficiencies for today's demanding applications.

Maintenance free

The revolutionary XL-11 Precision-Crafted Bearing System is permanently lubricated...completely maintenance free...precisely positioned for long life and designed for smooth, quiet operation.

Designed for a variety of applications.

- Hydronic heating and cooling systems
- Potable water
- Fluid transfer

The advantages you want. The pump you need.

- Compact design
- Easy installation
- Wide range of standard sizes
- Backed by B&G three-year warranty*

1. Maintenance-Free Pump and Motor Design

Bell & Gossett's time-proven three-piece design provides you with worry-free, install-and-forget operation and reliability.

2. Improved Hydraulic Performance

The use of sophisticated hydraulic design software results in expanded flow coverage, expanded pump sizes and operating efficiency improvements.

3. Smooth, Quiet Operation

The Bell & Gossett XL-11 Precision-Crafted Bearing System and application of advanced hydraulic design software provide an overall quieter level of operation.

4. Parts Interchangeability

Maintaining the overall flange-to-flange dimension is critical to providing quick replacement and turnaround times. The new Series 60 pump is capable of slipping into the same dimension as its predecessor.

5. Quality Product

The new Series 60 pump is produced at an ISO 9001-certified factory and is backed by a full, three-year flange-to-flange warranty.* ECM option is one year warranty.

6. Optional ECM Permanent Magnet Smart Motors


Variable speed motors with motor mounted interface are available in 1/2 - 1 HP single phase. ECM motors adjust motor speed to match flow and head requirements thus substantially reducing power consumption. The user interface allows for manual adjustment or remote control via 10 VDC input/output.

* Warranty coverage is for a period of 36 months from date of manufacture. Consult your local Bell & Gossett representative for warranty details. ECM option warranty coverage is only 1 year.

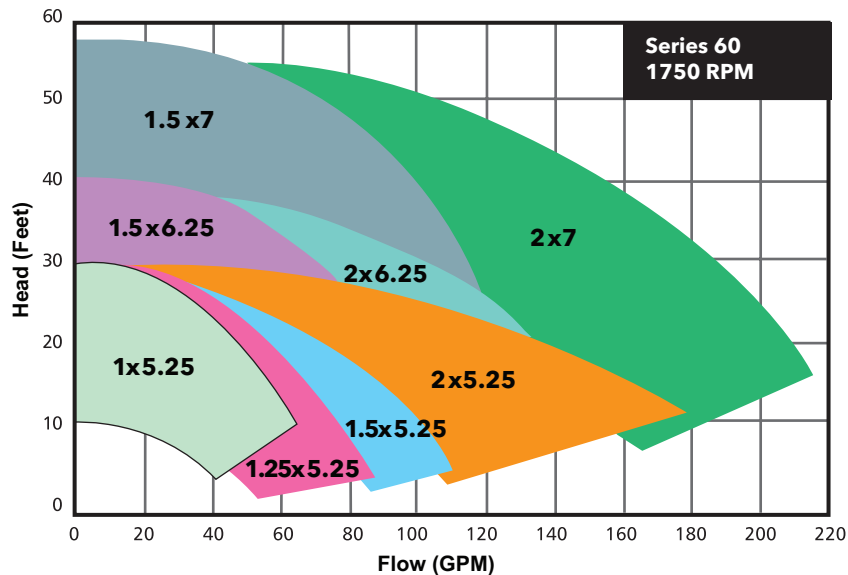
Quality and reliability

The Series 60 is made to the high B&G standards of quality and reliability that only a world-class ISO 9001-certified facility can deliver.

- Modern maintenance-free
- Time-proven Bell & Gossett three-piece reliability
- Wider hydraulic coverage
- Maximum performance efficiency
- Three-year flange-to-flange warranty*
- ECM option is one year warranty*

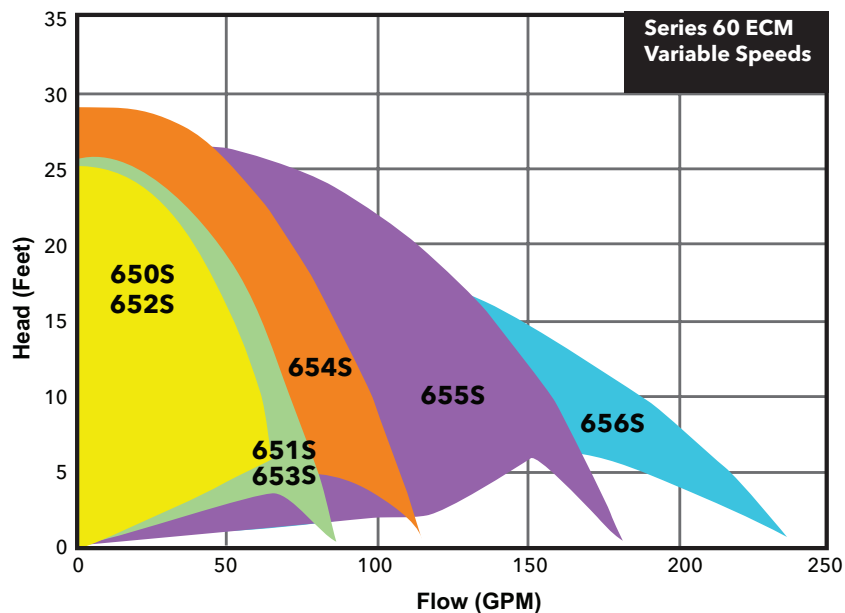


Standard Performance Curves



ECM Performance Curves

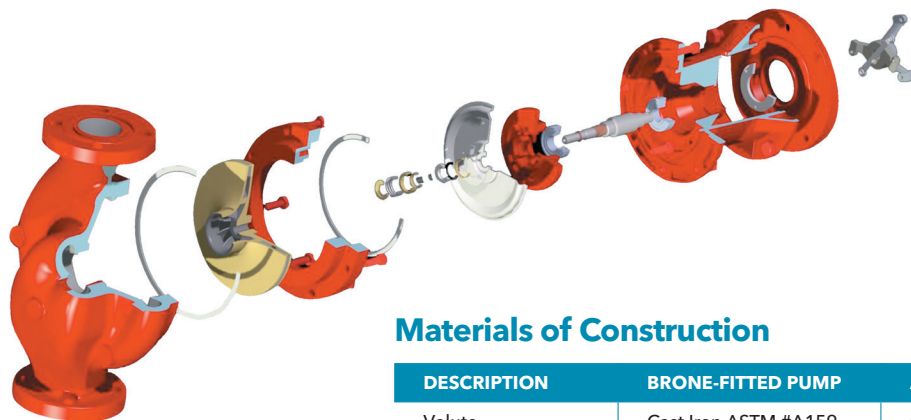
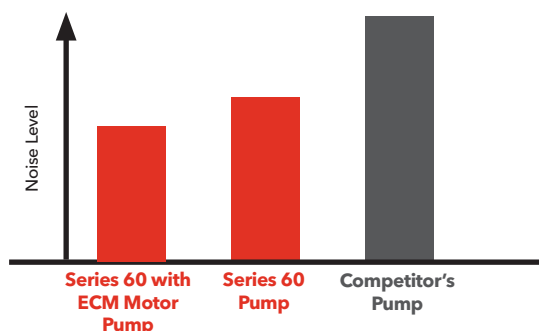
Hydraulic Curve Performance Range Series 60 with ECM



Quiet operation

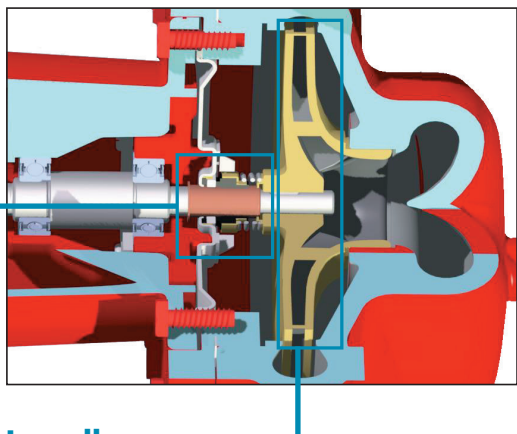
The XL-11® Precision-Crafted Bearing System, advanced fluid passage design and B&G permanently lubricated motor come together to deliver smooth, quiet, maintenance-free performance.

Series 60 with ECM Motor Pump is 5% quieter than standard Series 60



Internally self-flushing seal

Bell & Gossett's open-seal chamber design provides superior flow circulation around the seal faces, resulting in reduced heat buildup, increased particle removal and superior seal-face flushing. It all adds up to long, trouble-free seal performance.



Impeller

State-of-the-art hydraulically balanced impellers and resilient-mounted motors provide smooth, quiet operation.

Materials of Construction

DESCRIPTION	BRONE-FITTED PUMP	ALL-BRONZE PUMP
Volute	Cast Iron ASTM #A159	Cast Bronze ASTM #B584
Face Plate	304 Stainless Steel	304 Stainless Steel
Impeller	Cast Bronze ASTM #B584	Cast Bronze ASTM #B584
Impeller Key	Carbon Steel	Carbon Steel
Impeller Lock Washer	Carbon Steel	Brass
Impeller Lock Nut	Plated Steel	Brass
Pump Shaft	Steel SAE 1144	Steel SAE 1144
Shaft Sleeve	Copper Alloy 110	Copper Alloy 110
Seal Assembly		
A. Housing	Brass ASTM #B36	Brass ASTM #B36
B. Bellow	Buna "N" (EPT Optional)	Buna "N" (EPT Optional)
C. Rotating Ring	Carbon	Carbon
D. Spring	#304 Stainless Steel	#304 Stainless Steel
E. Seat	Ceramic	Ceramic
F. Seat Gasket	Buna "N" (EPT Optional)	Buna "N" (EPT Optional)
Volute Gasket	Cellulose Fiber	Cellulose Fiber
Cover Plate (7" Impeller size only)	Cast Iron ASTM #A159	Cast Bronze ASTM #B584
Companion Flanges	1", 1-1/4" & 1-1/2" Formed Steel 2" Cast Iron ASTM #A159	1" & 1-1/4" Formed Brass 1-1/2" & 2" Cast Brass ASTM #B584

MECHANICAL SEAL SPECIFICATIONS:

Buna - pH Limitations 7-9; Temperature Range -20 to +225°F.
EPT - pH Limitations 7-11; Temperature Range -20 to +250°F.

xylem
Let's Solve Water

Xylem Inc.
8200 N. Austin Avenue
Morton Grove, Illinois 60053
Phone: (847) 966-3700
Fax: (847) 965-8379
www.bellgossett.com

Bell & Gossett is a trademark of Xylem Inc. or one of its subsidiaries.
© 2015 Xylem Inc. B-107D January 2015