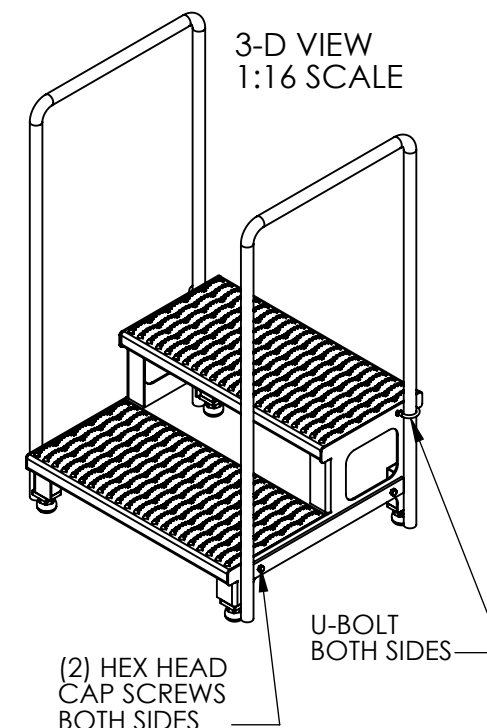
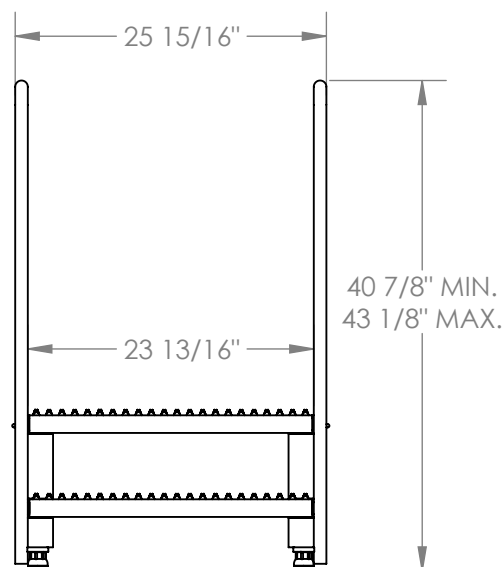
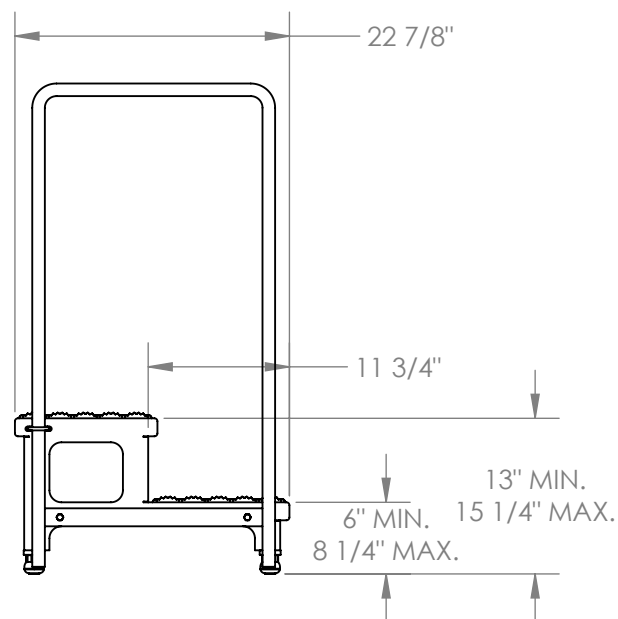


ADJ. HEIGHT STEP STAND W/HANDRAIL - ASP-24-HR

APPROX WEIGHT: 67.51 lbs.
DOES NOT INCLUDE WEIGHT OF POWER OR PACKAGING!!!

*** ANY ADDITIONS, DELETIONS, OR OMISSIONS MUST BE CORRECTED ON THIS DRAWING AS THIS DRAWING WILL BE CONSIDERED ALL INCLUSIVE ***

ALL GRAPHICS PROVIDED ARE FOR REFERENCE ONLY. IF CERTAIN DIMENSIONS ARE CRITICAL PLEASE VERIFY THOSE DIMENSIONS WITH YOUR SALESPERSON



STANDARD FEATURES

MODEL NUMBER IS ASP-24-HR
CAPACITY: 500 LBS
OVERALL WIDTH: 25 15/16"
USABLE WIDTH: 23 13/16"
OVERALL LENGTH IS: 22 7/8"
OVERALL HEIGHT: 43 1/8" MAX
BOTTOM STEP HEIGHT: MIN. 6", MAX. 8 1/4"
TOP STEP HEIGHT: MIN. 13", MAX. 15 1/4"
STEPS: SERRATED STEEL 11 3/4" DEEP
LEGS:

- ADJUSTABLE
- ANTI-SLIP TIPS

TOUGH BAKED IN POWDER
COATED YELLOW FINISH

SPECIAL FEATURES

NONE

DIMENSION TOLERANCE $\pm 1/4"$

**A
P
P
R
O
V
A
L**

I, THE UNDERSIGNED, AGREE THAT THE PRODUCT AS REPRESENTED SATISFIES DESIGN AND DIMENSION REQUIREMENTS. I ALSO ACKNOWLEDGE MY DUTY TO CONFIRM PRODUCT AND INSTALLATION COMPLIANCE WITH ALL APPLICABLE FEDERAL, STATE AND LOCAL REGULATIONS AND STANDARDS.

ANY MODIFIED UNITS ARE NON-RETURNABLE

☐ As drawn ☐ As marked

Signed: _____ Date: _____

Printed Name: _____

LEAD TIME WILL START UPON RECEIPT OF SIGNED APPROVAL DRAWING

FOR INTERNAL USE ONLY
PROJECT SIGN OFF

SALES	
ENG.	
FAB.	
POWER	

DISTRIBUTOR'S NAME:

VESTIL MANUFACTURING

DRAWN BY: MTS

DATE: 08/03/13

REFERENCE: X

SCALE: 1:16

QUOTED LEAD TIME: X

QUOTE # X

P.O.# X

W.O.# X

SALES: X

FILE NAME:

14-007-192