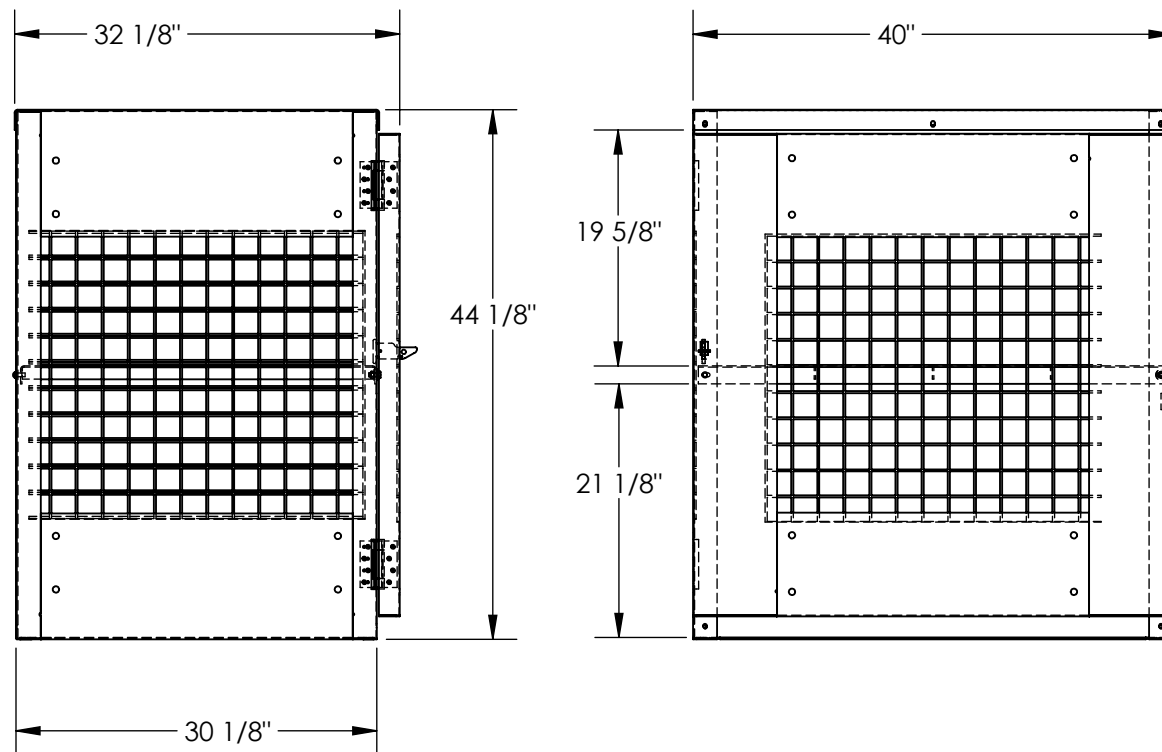


PROPANE CYLINDER STORAGE CABINETS - CYL-EX-12-E

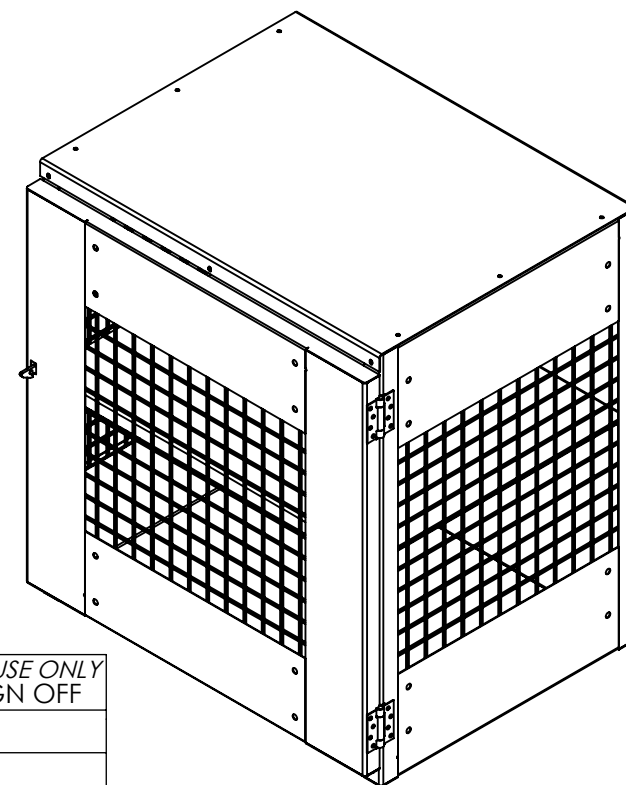
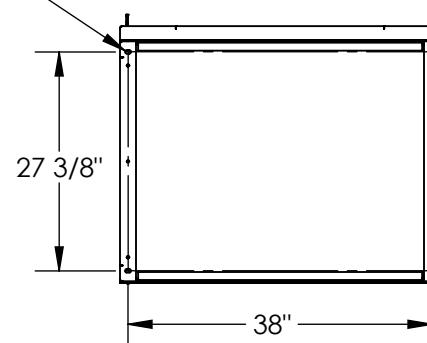
APPROX WEIGHT: 217.85 lbs.
DOES NOT INCLUDE WEIGHT OF POWER OR PACKAGING!!!

*** ANY ADDITIONS, DELETIONS, OR OMISSIONS MUST BE CORRECTED ON THIS DRAWING AS THIS DRAWING WILL BE CONSIDERED ALL INCLUSIVE ***

ALL GRAPHICS PROVIDED ARE FOR REFERENCE ONLY. IF CERTAIN DIMENSIONS ARE CRITICAL PLEASE VERIFY THOSE DIMENSIONS WITH YOUR SALESPERSON



LAG HOLE PATTERN
Ø7/16" X 3/4" LG
SLOT
4-PLACES



FOR INTERNAL USE ONLY
PROJECT SIGN OFF

SALES	
ENG.	
FAB.	
POWER	

DIMENSION TOLERANCE $\pm 1/4"$

STANDARD FEATURES

MODEL NUMBER IS CYL-EX-12-E

OVERALL WIDTH IS 40"

OVERALL LENGTH IS 32 1/8"

OVERALL HEIGHT IS 44 1/8"

HEIGHT BETWEEN SHELVES IS 19 5/8", 21 1/8"

STEEL MESH DOOR

MAX CAPACITY IS 6 TANKS PER SHELF

SHELF UNIFORM CAPACITY IS 170 LBS.

TOTAL UNIFORM CAPACITY IS 340 LBS.

DOOR IS RIVETED ON TO UNIT

TOUGH BAKED IN POWDER COATED WHITE FINISH

INCLUDES LAG HOLES (LAG HARDWARE NOT INCLUDED)

INCLUDES RED LETTER SIGNAGE:

"PROPANE EXCHANGE, FLAMMABLE, NO SMOKING" (NOT SHOWN)

SPECIAL FEATURES

NONE

APPROVAL

I, THE UNDERSIGNED, AGREE THAT THE PRODUCT AS REPRESENTED SATISFIES DESIGN AND DIMENSION REQUIREMENTS. I ALSO ACKNOWLEDGE MY DUTY TO CONFIRM PRODUCT AND INSTALLATION COMPLIANCE WITH ALL APPLICABLE FEDERAL, STATE AND LOCAL REGULATIONS AND STANDARDS.

ANY MODIFIED UNITS ARE NON-RETURNABLE

[] As drawn [] As marked

Signed: _____ Date: _____

Printed Name: _____

LEAD TIME WILL START UPON RECEIPT OF SIGNED APPROVAL DRAWING

DISTRIBUTOR'S NAME:

VESTIL MANUFACTURING

DRAWN BY: CRM

DATE: 11/15/2010

REFERENCE: X

SCALE: 1:16

QUOTED LEAD TIME: X

QUOTE # X

P.O.# X

W.O.# X

SALES: X

FILE NAME:

31-007-128