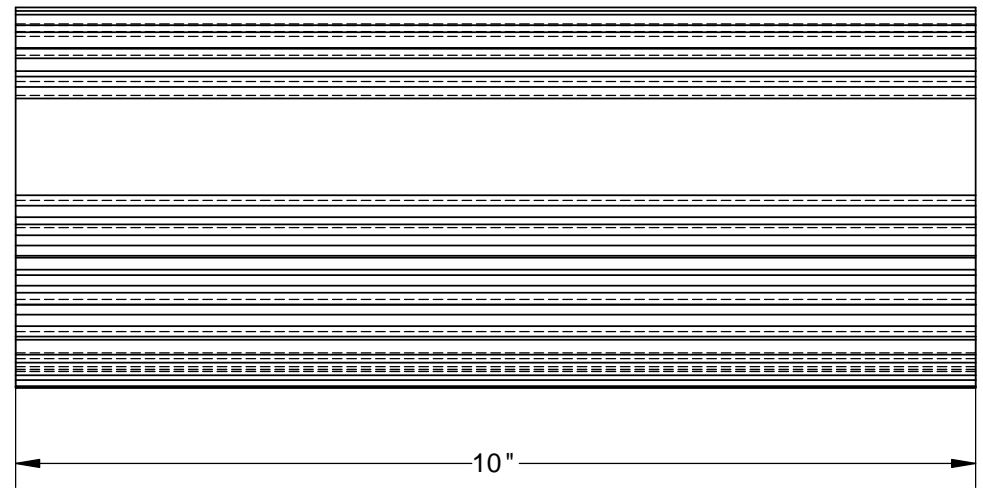
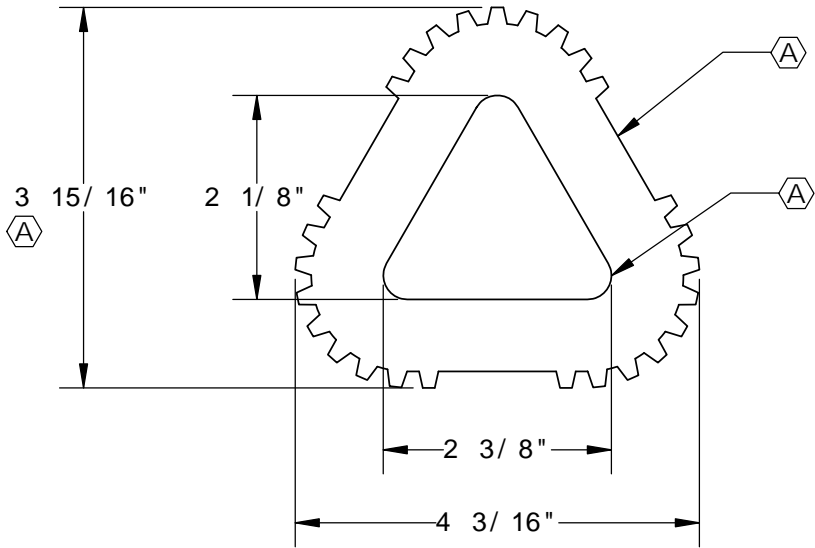



REVISIONS				
ECR	REV.	DESCRIPTION	DATE	INITIAL
PJ:1179	A	CONVERTED TO SOLIDWORKS; UPDATED PROFILE, HEIGHT WAS 5", OUSIDE FLATS WERE A RADIUS, INNER CAVITY WAS CAMFERED NOT RADIUS.	7/13/2012	KJY

PROPRIETARY AND CONFIDENTIAL
 THE INFORMATION CONTAINED IN THIS DRAWING IS THE SOLE PROPERTY OF VESTIL MANUFACTURING CO. ANY REPRODUCTION IN PART OR AS A WHOLE WITHOUT THE WRITTEN PERMISSION OF VESTIL MANUFACTURING CO. IS PROHIBITED.

UNLESS OTHERWISE SPECIFIED:
 REMOVE ALL BURRS AND SHARP EDGES
 DIMENSIONS ARE IN INCHES

CONCENTRIC	.006 TIR	.060 TIR
ANGLES	± 0° 30'	± 1° 0'
DECIMALS	x.xxx ± .005	
	x.xx ± .010	
DECIMALS	x.x ± .025	± .015
FRACTIONS	± 1/32	± 1/16
TOLERANCES	MACHINE	WELDMENT

COMMENTS:
 DO NOT SCALE DRAWING

Vestil Manufacturing Co.

DESCRIPTION:
FINAL ASSEMBLY W/OUT SHIPPING

PRODUCT MODEL NO: RUBBER WHEEL CHOCKS

DRAWN BY: K.YEAKLE	DATE: 07/13/12	SCALE: 1:2	SIZE A
-----------------------	-------------------	------------	------------------

MAT'L: REINFORCED RUBBER

SHEET 1 OF 1	DWG. NO. 29-048-001	REV B
--------------	-------------------------------	----------