

▼ Shown: ZA4208MX, ZA4420MX



# Z

Tough.  
Dependable.  
Innovative.

## CLASS



### ATEX Certified

See explanation of ATEX certification in the “Yellow Pages.”



Page: 399



### Speed Chart

To determine how a ZA Series pump will operate your cylinder, see the Pump/Cylinder Speed Chart in the “Yellow Pages”.

Page: 409



### Hoses

Enerpac offers a complete line of high-quality hydraulic hoses. To ensure the integrity of your system, specify only genuine Enerpac hydraulic hoses.

Page: 148

- Features Z-Class high efficiency pump design, higher oil flow and bypass pressure
- Two-speed operation and high by-pass pressure reduces cycle time for improved productivity
- Internal relief valves. One is factory set for overload protection while the second is user adjustable for pre-setting maximum system pressure
- Sight gauge on 1.2 and 1.8-gallon and level gauge on 2.6, 5.2 and 10.3-gallon reservoirs allow quick and easy oil level monitoring
- Optional heat exchanger warms exhaust air to prevent freezing and cools the oil

### ZA4 Performance

Dynamic Air Pressure Range	Air Consumption	Sound Level	
		(psi)	(scfm)
60-100	20-100	94-97	

Used with Cylinder	Usable Oil Capacity (gal)	Valve Model Number <sup>2)</sup>	Valve Function	Model Number	Output Flow Rate <sup>1)</sup>			
					(in <sup>3</sup> /min)			
					100 psi	700 psi	5,000 psi	10,000 psi
Single-acting	1.2	Manual VM32	Advance/Retract	ZA4204MX	850	675	110	80
	1.8			ZA4208MX	850	675	110	80
	5.2			ZA4220MX	850	675	110	80
Double-acting	1.2	Manual VM43	Advance/ Hold/ Retract	ZA4404MX	850	675	110	80
	1.8			ZA4408MX	850	675	110	80
	2.6			ZA4410MX	850	675	110	80
	5.2			ZA4420MX	850	675	110	80
	10.3			ZA4440MX	850	675	110	80

1) Actual flow will vary with air supply

2) See valve section for hydraulic symbols and details

# ZA-Series, Air Hydraulic Pump Ordering Matrix

## CUSTOM BUILD YOUR ZA4 AIR PUMP

▼ This is how a ZA-Series Pump model number is built up:



1 Product Type  
2 Motor Type  
3 Flow Group  
4 Valve Type  
5 Usable Oil Capacity  
6 Valve Operation  
7 Voltage  
8 Options

### 1 Product Type

Z = Pump class

### 2 Motor Type

A = Air motor

### 3 Flow Group

4 = 80 in<sup>3</sup>/min@10,000 psi

### 4 Valve Type

- 0 = No valve with cover plate
- 2 = 3-way, 2-position (VM32)
- 3 = 3-way, 3-position (VM33)
- 4 = 4-way, 3-position (VM43)
- 6 = 3-way, 3-position, locking (VM33L)
- 7 = 3-way, 2-position (VM22)
- 8 = 4-way, 3-position, locking (VM43L)

### 5 Usable Oil Capacity

- 04 = 1.2 gallon
- 08 = 1.8 gallon
- 10 = 2.6 gallon
- 20 = 5.2 gallon
- 40 = 10.3 gallon

### 6 Valve Operation

- M = Manual valve
- N = No valve

### 7 Voltage

- X = Not applicable

### 8 Options

(Specify in alphabetical order)

- F = Filter
- G = 0-15,000 psi gauge (2 1/2")
- H = Heat exchanger\*
- K = Skid bar\*
- N = No reservoir handles (includes lifting eyes; 2.5, 5, 10 gallon only)
- R = Roll bars

\* (1 and 2 gallon reservoirs only)

### Ordering Example

#### Model Number: ZA4208MXFHK

ZA4208MXFHK is an air operated pump with a 3-way, 2-position manual valve, a 1.8 gallon reservoir, filter, heat exchanger and skid bar.

## ZA Series



Reservoir Capacity:

**1.2 - 10.3 gallon**

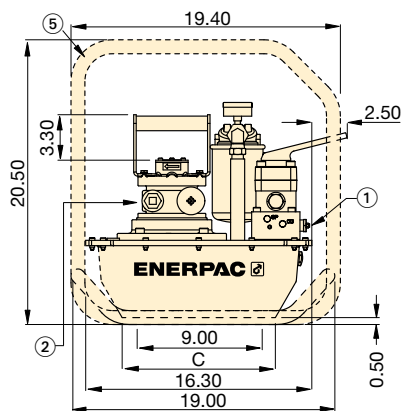
Flow at Rated Pressure:

**80 in<sup>3</sup>/min.**

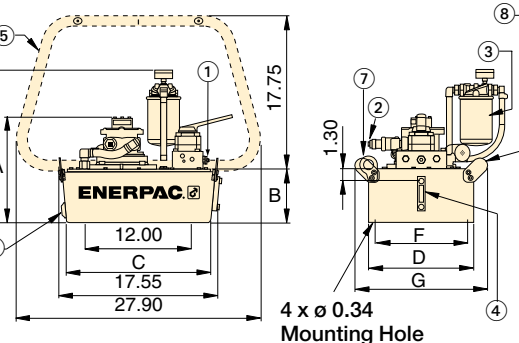
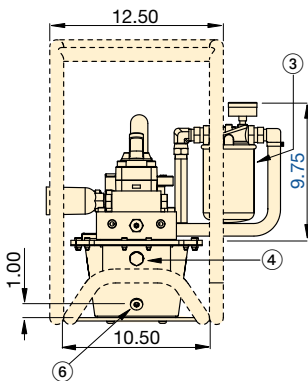
Maximum Operating Pressure:

**10,000 psi**

- ① User adjustable relief valve on all manual valves
  - ② Air inlet 1/2" NPTF
  - ③ Return Line Filter (optional)
  - ④ Oil Sight Gauge
  - ⑤ Roll Cage (optional)
  - ⑥ Oil Drain
  - ⑦ Lifting eyes (4) (optional)
  - ⑧ Handles
- Skid Bar (Model No. SBZ4) (optional)



1.2 and 1.8 gallon reservoirs



2.6, 5.2, 10.3 gallon reservoirs

Dimensions (in)							Weight (incl. oil) (lbs)
A	B	C	D	E	F	G	
11.6	5.6	11.0	6.0	15.4	-	-	65.5
11.6	5.6	11.0	8.1	15.4	-	-	75.7
13.0	7.1	16.5	16.6	16.0	15.6	18.4	112.7
11.6	5.6	11.0	6.0	15.4	-	-	66.7
11.6	5.6	11.0	8.1	15.4	-	-	76.9
12.0	6.1	16.5	12.0	16.0	11.0	15.1	87.1
13.0	7.1	16.5	16.6	16.9	15.6	18.4	113.9
16.5	10.6	15.7	19.9	20.4	18.9	23.0	164.6

