

BALDOR® • RELIANCE™

Customer information packet

ECR91254T-4

125HP, 1785RPM, 3PH, 60HZ, 444T, A44078M, TEFC

Class - None

Division - Not Applicable

Specifications

Enclosure	TEFC
Frame	444T
Frame Material	Iron
Frequency	60.00 Hz
Haz Area Class and Group	None
Haz Area Division	Not Applicable
Motor Letter Type	Three Phase
Output @ Frequency	125.000 HP @ 60 HZ
Phase	3
Synchronous Speed @ Frequency	1800 RPM @ 60 HZ
Voltage @ Frequency	460.0 V @ 60 HZ
Agency Approvals	CCSAUSEEV
Ambient Temperature	40 °C
Auxillary Box	No Auxillary Box
Base Indicator	Rigid
Bearing Grease Type	Polyrex EM (-20F +300F)
Constant Torque Speed Range	6-60
Current @ Voltage	149.000 A @ 460.0 V
Design Code	A
Drip Cover	No Drip Cover
Duty Rating	CONT
Efficiency @ 100% Load	95.4 %
Feedback Device	NO FEEDBACK
Heater Indicator	No Heater
High Voltage Full Load Amps	149.0 a
Insulation Class	F
Inverter Code	Inverter Ready
KVA Code	H
Lifting Lugs	Standard Lifting Lugs
Max Speed	3600 rpm
Motor Lead Quantity/Wire Size	3 @ 1/0 AWG
Motor Standards	NEMA

Part detail

Revision	H
Type	AC
Mech. spec.	
Base	
Status	PRD/A
Elec. spec.	A44WG1492
Layout	617427-315
Eff. date	10-08-2020
CD Diagram	416820-036
Poles	04
Leads	3#1/0
Proprietary	False
Created date	01-30-2015

Motor Type	A44078M
Mounting Arrangement	F1
Number of Poles	4
Overall Length	44.75 IN
Power Factor	81
Product Family	Other
Pulley End Bearing Type	Ball
Pulley Face Code	Standard
Service Factor	1.15
Shaft Diameter	3.375 IN
Shaft Ground Indicator	No Shaft Grounding
Shaft Rotation	Reversible
Shaft Slinger Indicator	No Slinger
Speed	1785 rpm
Speed Code	Single Speed
Starting Method	Direct on line
Thermal Device - Bearing	None
Thermal Device - Winding	None

Nameplate

000613007PV

CAT NO	ECR91254T-4		SPEC NO.	P44G1806					
HP	125	AMPS	149	VOLTS	460	DESIGN	A		
RPM	1785	RPM MAX	3600	HZ	60	AMB	40	SF	1.15
D.E. BRG.DATA	6318	O.D.E. BRG.DATA	6318	PH	3	DUTY	CONT	INSUL.CLASS	F
FRAME	444T	I.P.	55	TYPE	P	ENCL	TEFC	CODE	H
POWER FACTOR	81	3/4 LOAD EFF.	95.4	NEMA NOM EFFICIENCY	95.4				
CHP HZ	60-90	CT HZ	6-60	VT HZ	6-60				
SER.NO.			MOTOR WEIGHT						
	VPWM INVERTER DUTY								

NP2496L

MOBIL POLYREX EM

DUTY MASTER ALTERNATING CURRENT MOTORS
SQUIRREL-CAGE INDUCTION

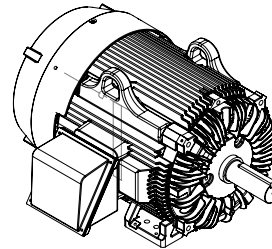
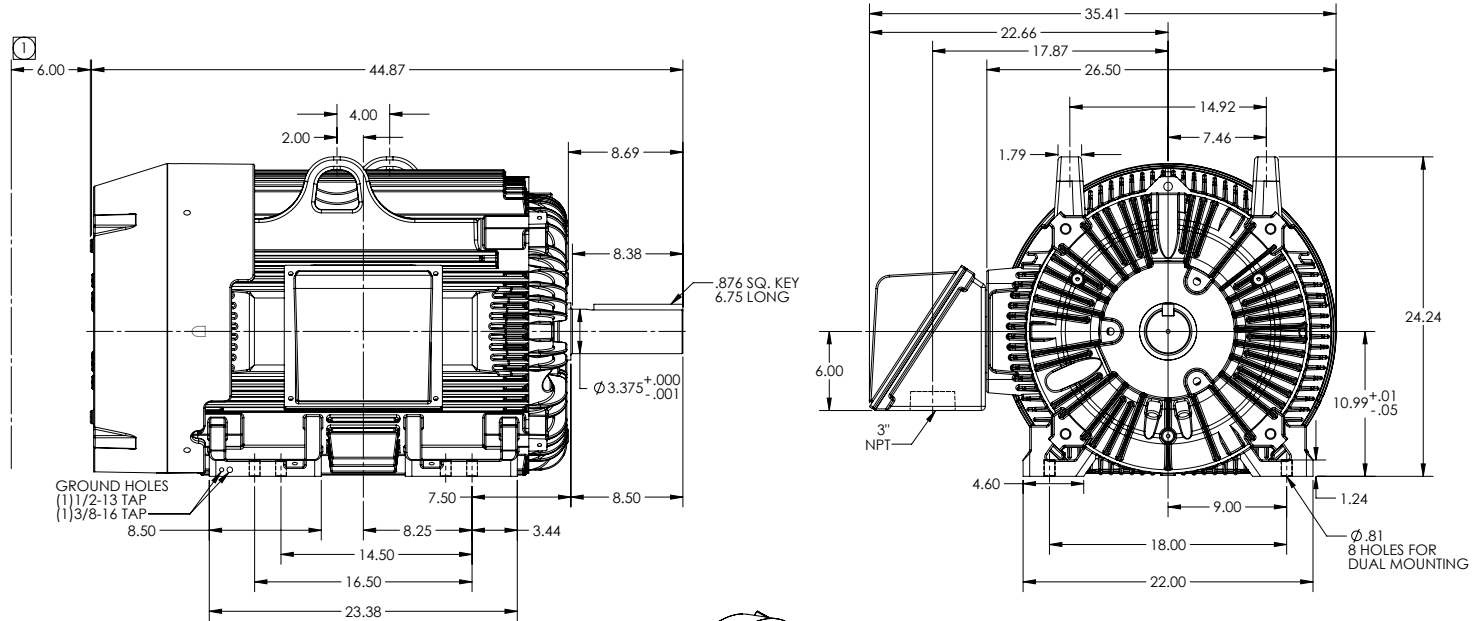
617427-315

ENCLOSURE: TOTALLY ENCLOSED

MOUNTING: FOOT

COOLING: FAN COOLED

FRAMES G445T/444T



① OBSTRUCTION MUST NOT ENCR OACH ON AIR INLET.
IF MOUNTING CLEARANCE DETAILS ARE REQUIRED, CONSULT FACTORY.
MAXIMUM PERMISSIBLE SHAFT RUNOUT WHEN MEASURED AT END OF STANDARD SHAFT EXTENSION IS .003" T.I.R.
CONDUIT BOX LOCATED ON OPPOSITE SIDE WHEN F-2, W-1, W-4, W-5, W-7, OR C-1 MOUNTING IS SPECIFIED

DIMENSIONS ARE IN INCHES FOR MILLIMETERS SEE SHEET (2)
CUSTOMER IS RESPONSIBLE FOR DETERMINING THAT MOTOR PERFORMANCE IS SUITABLE IN THE APPLICATION.

SHEET NUMBER
1 OF 2
617427-315

REV. DESC: NEW
REV: - VERSION: 00 REVISED: 09/06/36 12/05/2014 TDR: 00000881952
MODEL NO. 617427-315
BY: RAGAJH

BALDOR

G445T/444T STD - FOOTED - SIDE/CENTER C.1 C/B ROLLER BRG

617427-315

DUTY MASTER ALTERNATING CURRENT MOTORS
SQUIRREL-CAGE INDUCTION

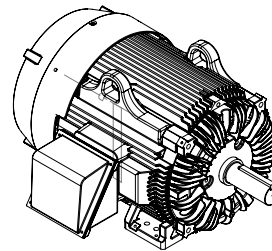
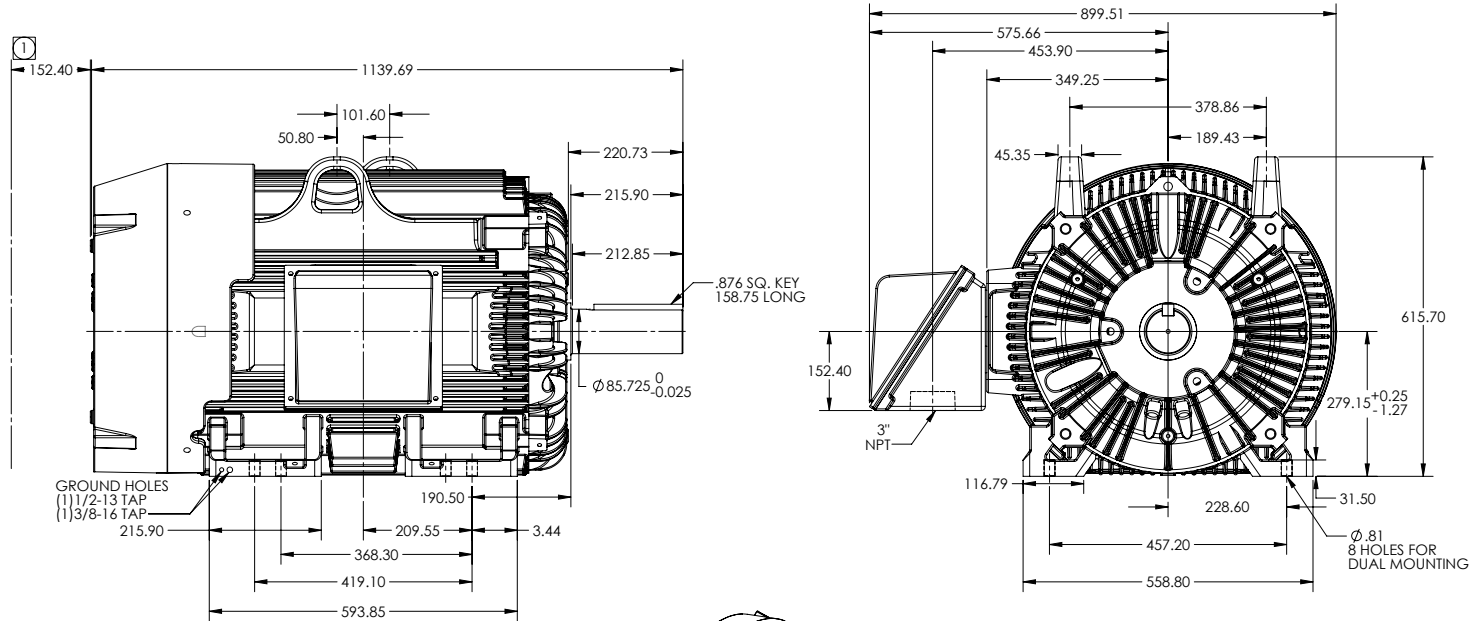
617427-315

ENCLOSURE: TOTALLY ENCLOSED

MOUNTING: FOOT

FRAMES G445T/444T

COOLING: FAN COOLED



① OBSTRUCTION MUST NOT ENCROACH ON AIR INLET.
IF MOUNTING CLEARANCE DETAILS ARE REQUIRED, CONSULT FACTORY.
MAXIMUM PERMISSIBLE SHAFT RUNOUT WHEN MEASURED AT END OF STANDARD SHAFT EXTENSION IS .08 T.I.R.
CONDUIT BOX LOCATED ON OPPOSITE SIDE WHEN F-2, W-1, W-4, W-5, W-7, OR C-1 MOUNTING IS SPECIFIED

DIMENSIONS ARE IN MILLIMETERS FOR INCHES SEE SHEET 1
CUSTOMER IS RESPONSIBLE FOR DETERMINING THAT MOTOR PERFORMANCE IS SUITABLE IN THE APPLICATION.

SHEET NUMBER
2 OF 2
617427-315

REV. DESC: NEW	VERSION: 00	REVISED: 09/06/36 12/05/2014	TDR: 000000881952
MODEL NO. 617427-315			
BY: RAGAJH			

BALDOR

G445T/444T STD - FOOTED - SIDE/CENTER C.I. CB ROLLER BRG

617427-315

416820-036

A-C MOTOR
CONNECTION DIAGRAM
STANDARD 3 LEAD CONNECTED



(N.P. 1575-BA)

416820-036

REV. DESC: LOADED TO BUS, C/R 335225		
REV. LTR: -	VERSION: 00	TDR: 000000538207
FILE: \MGA\00000\682	REVISED: 11: 54: 06 04/30/2010	
MTL: -	BY: RAGRA	

BALDOR

CONN DIAG - STANDARD 3 LEAD
SH 1 of 1