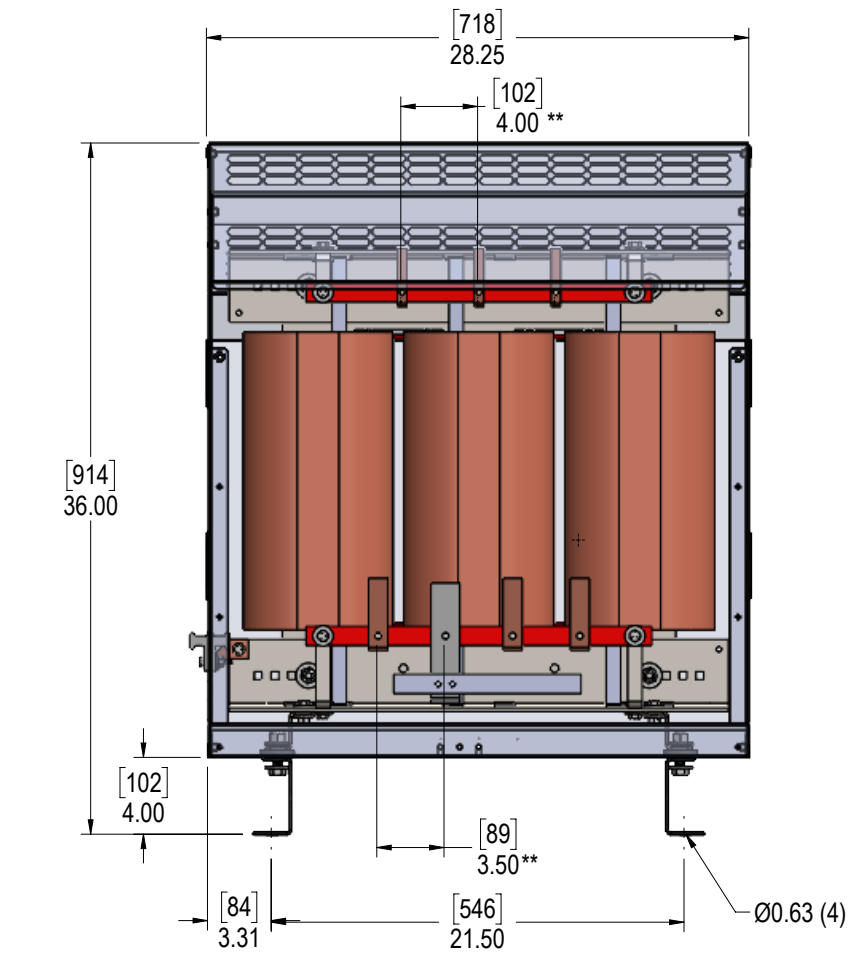


TOP VIEW

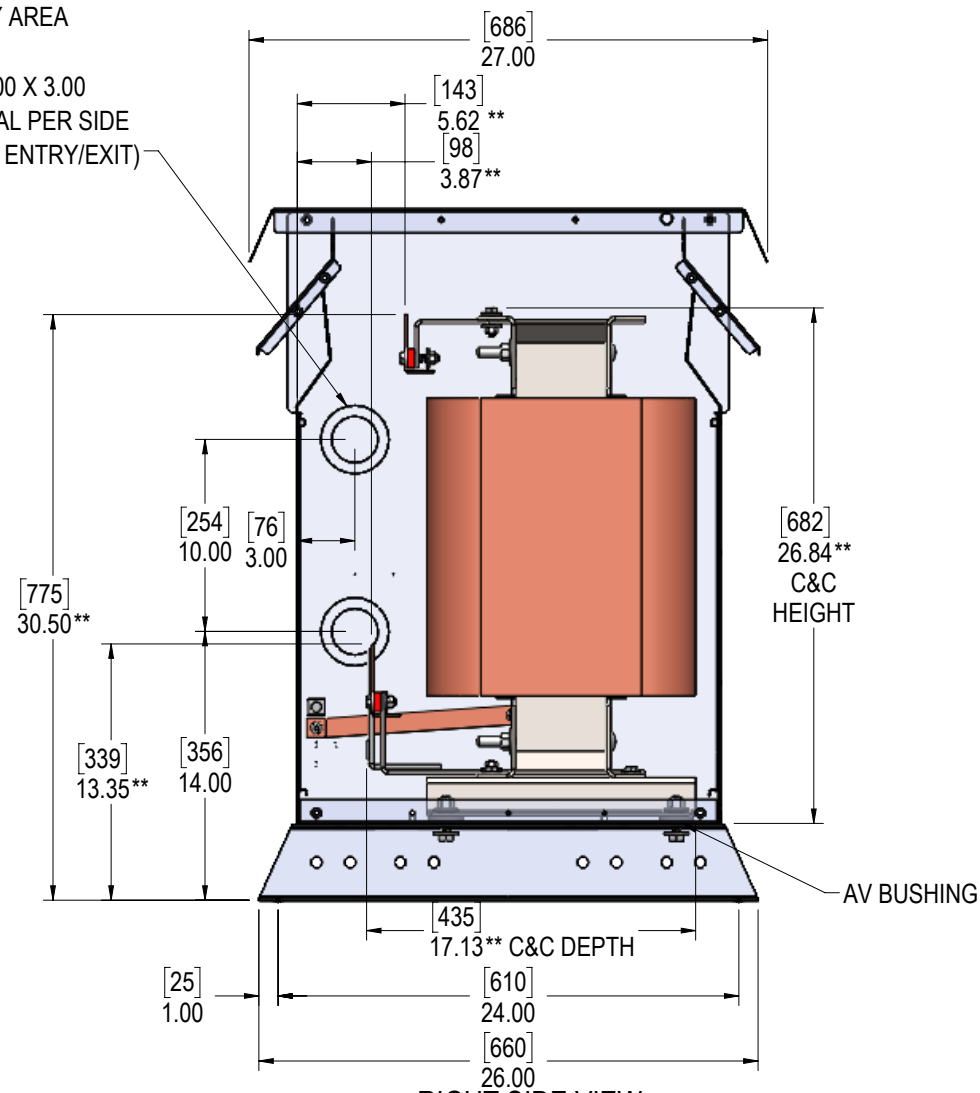


FRONT VIEW

ALUMINUM			
KVA	TEMP RISE-150C	TEMP RISE-115C	TEMP RISE-80C
75	✓	✓	✓
112	✓	SEE DH4	SEE DH4

COPPER			
KVA	TEMP RISE-150C	TEMP RISE-115C	TEMP RISE-80C
75	✓	✓	✓
112	✓	✓	✓

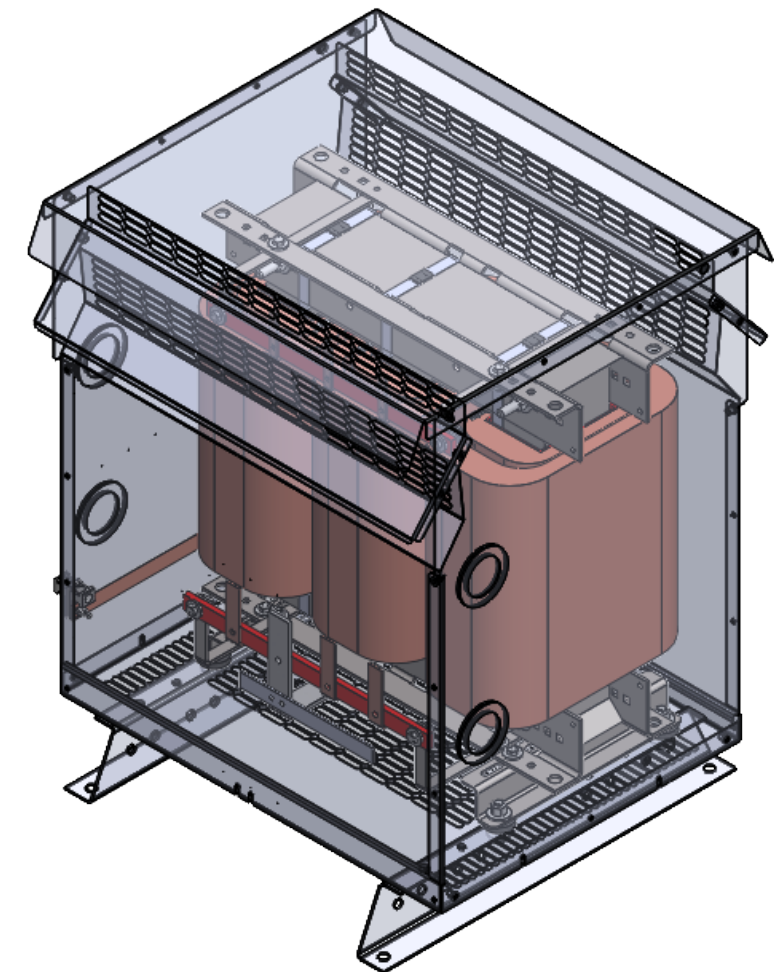
2.00 X 3.00
TYPICAL PER SIDE
(CABLE ENTRY/EXIT)



RIGHT SIDE VIEW

NOTES:

- CATALOGUE INFO TAKES PRECEDENCE OVER THIS DRAWING
- NOT APPLICABLE TO Y(430, 416, 400, 380) VOLTAGE CODE
- DRAWING SHOWS DELTA-WYE CONNECTION
- DATA SUBJECT TO CHANGE WITHOUT NOTICE
- THIS DRAWING IS FOR REFERENCE ONLY. THE ACTUAL UNIT WILL BE SIMILAR, INTERNAL DIMENSIONS OF CORE & COIL COULD VARY
- ONLY LIFT BY PROVIDED PROVISIONS (SEE INSTALLATION MANUAL)
- TERMINALS SHOWN ARE FOR REPRESENTATION ONLY
- PRIMARY TERMINATED AT TOP FRONT
- SECONDARY TERMINATED AT BOTTOM FRONT
- TAPS (IF ANY) LOCATED ON COIL FACE AT FRONT
- GROUND: MECH TYPE LUGS INCLUDED, SUITABLE FOR 2/0 - 14AWG CU/AL CONDUCTORS (QTY 2)
- SEE CATALOGUE TO DETERMINE EXACT PAD/LUG PROVIDED
- ** DIMENSIONS THAT CHANGE BASED ON TRANSFORMER SPECIFICATIONS



ISOMETRIC VIEW

TOLERANCES (UNLESS OTHERWISE SPECIFIED)			
STANDARD		CUSTOMER TERMINAL DETAILS	
.X	± 0.5 [13]	.XX	± 0.06 [1.6]
.XX	± 0.25 [6]		
.XXX	± 0.125 [3]		
ALL DIMENSIONS IN INCHES MM IN BRACKETS			

**CAD
GENERATED
DRAWING
DO NOT
MANUALLY
UPDATE**

REV.NO.	REVISION	DATE



DES'D BY:	AA
DATE:	2020-04-01
CHK'D BY:	--
DATE:	--
APP'D BY:	AA
DATE:	2020-04-01

TITLE:	SENTINEL-G 3PH TRANSFORMER DH3-N3R REFERENCE DRAWING
--------	---

DWG.NO.	B DH3-N3R
SHEET	1 OF 1
REV	0

B DH3-N3R

THIS DRAWING CONTAINS PROPRIETARY INFORMATION BELONGING TO
HAMMOND POWER SOLUTIONS INC., AND IS NOT FOR GENERAL DISTRIBUTION

CONFIDENTIAL