
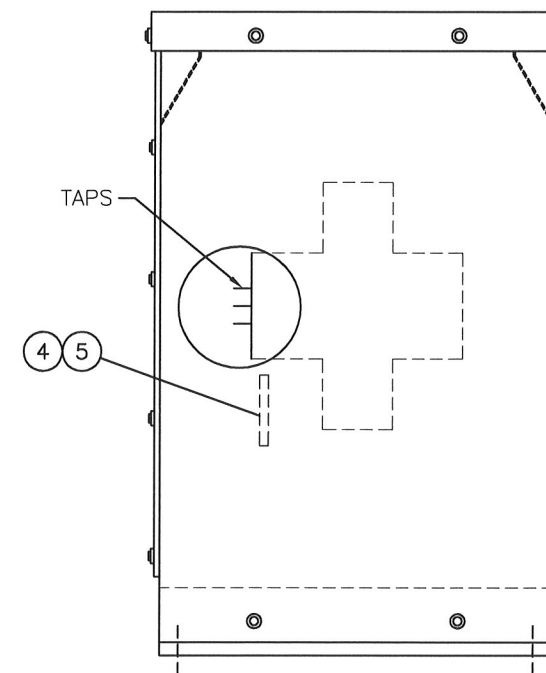
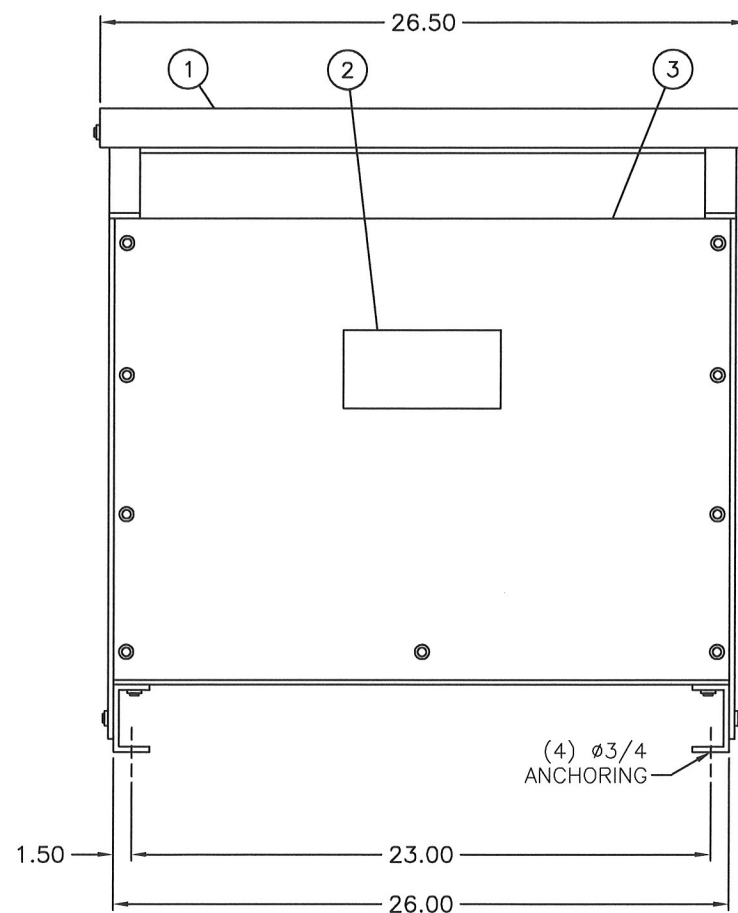
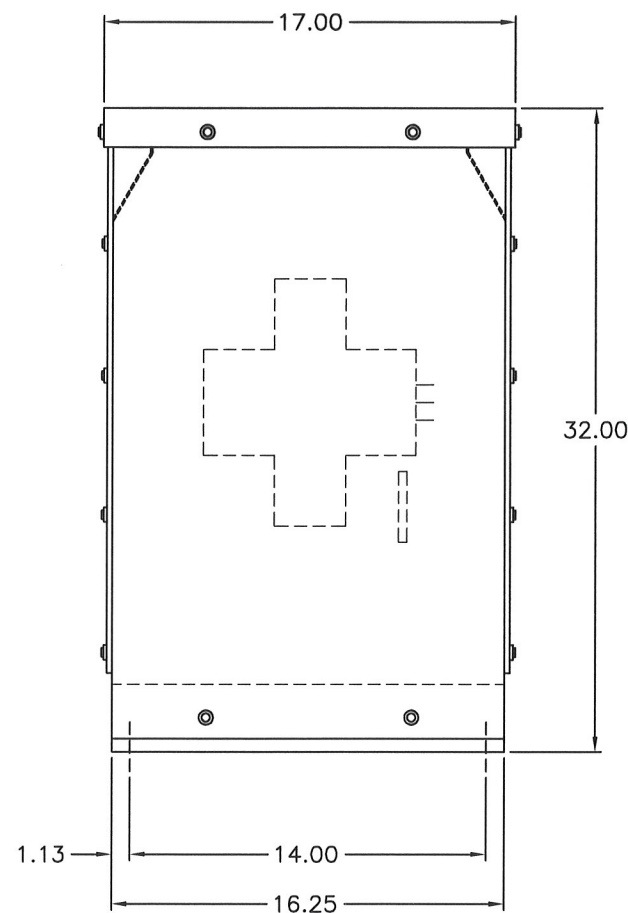


REFERENCE
ONLY

LEGEND		
ITEM	QTY	DESCRIPTIONS
1	1	TOP COVER - REMOVABLE
2	1	DIAGRAMATIC NAMEPLATE
3	2	FRONT & REAR PANEL - REMOVABLE
4	3	HV TERMINAL
5	4	LV TERMINAL



HT30A3K1-D16



S.O. NO:	
DWG FOR:	<input checked="" type="checkbox"/> RECORD <input type="checkbox"/> APPROVAL <input type="checkbox"/> QUOTE
CUST/JOB NAME:	-
CUST ORDER NO:	-
SERIAL NO:	-
ID TAG:	-
KVA: 30 HIGH VOLTAGE: 480 DELTA LOW VOLTAGE: 240/120 CT HV TAPS: 2A4B @ 2 1/2% HV-KV BIL: 10 LV-KV BIL: 10 PHASE: 3 FREQ-HZ: 60 TEMP RISE-°C: 150 COOLING CLASS: AA INSULATION CLASS: 220°C WINDING COND: COPPER PAINT/COATING: ANSI 61 GRAY APPRX WT-LBS/KGS: 350/159	
<input type="checkbox"/> STANDARD <input checked="" type="checkbox"/> DOE 10CFR <input type="checkbox"/> K1 <input type="checkbox"/> K4 <input type="checkbox"/> K13 <input type="checkbox"/> K20	

NOTES:

- 1) TRANSFORMERS ARE MANUFACTURED AND TESTED PER APPLICABLE ANSI, NEMA AND IEEE STDS, LATEST REVISION.
- 2) UNLESS OTHERWISE SPECIFIED, ALL DIMENSIONS ARE IN INCHES WITH ± 1/4" TOLERANCE.
- 3) TRANSFORMER IS UL & CSA LISTED AND LABELED.
- 4) DOE 2016, 10CFR 431 EFFICIENCY - 30 KVA TRANSFORMER MEET OR EXCEED EFFICIENCY = 98.23% @ 75°C @ 35% LOAD.
- 5) TRANSFORMER IS DESIGNED FOR INDOOR (NEMA 1) AND OUTDOOR (NEMA 3R) APPLICATION.
- 6) TRANSFORMER NOT TO BE INSTALLED IN PUBLIC ACCESS AREAS OTHERWISE IT MUST BE FENCED OR ISOLATED.

REVISIONS	PAGE 1 OF 1	SCALE: NONE	TITLE: TRANSFORMER OUTLINE DRY TYPE GENERAL PURPOSE, CASE B	<input checked="" type="checkbox"/> OUTDOOR <input checked="" type="checkbox"/> INDOOR
	BY	DATE	MGM TRANSFORMER CO. <small>CITY OF COMMERCE, CALIFORNIA TEL: (323) 726-0888, FAX: (323) 726-8192</small>	CAD NO. MG00030N3-16-30DSC REV.
	CADD: HM	02/20/17		
	CHKD: AH	02/20/17		
APPD: <i>Art</i>	2/22/17			