

BALDOR • RELIANCE

Customer information packet

CDRX32364T

30HP, 1180//980RPM, 3PH, 60/50HZ, 326TC, XPFC

Class - CLI GP C,D

Division - Division I

Specifications

Enclosure	XPFC
Frame	326TC
Frame Material	Iron
Frequency	50.00 Hz 60.00 Hz
Haz Area Class and Group	CLI GP C,D
Haz Area Division	Division I
Motor Letter Type	Three Phase
Output @ Frequency	25.000 HP @ 50 HZ 30.000 HP @ 60 HZ
Phase	3
Synchronous Speed @ Frequency	1200 RPM @ 50 HZ
Voltage @ Frequency	460.0 V @ 60 HZ 380.0 V @ 50 HZ 230.0 V @ 60 HZ 190.0 V @ 50 HZ
Agency Approvals	CSA EEV UL
Ambient Temperature	40 °C
Auxillary Box	No Auxillary Box
Auxillary Box Lead Termination	None
Base Indicator	Rigid
Bearing Grease Type	Polyrex EM (-20F +300F)
Blower	None
Constant Torque Speed Range	6
Current @ Voltage	78.000 A @ 230.0 V 39.000 A @ 460.0 V
Design Code	A
Drip Cover	No Drip Cover
Duty Rating	CONT
Efficiency @ 100% Load	93.0 %
Electrically Isolated Bearing	Not Electrically Isolated

Part detail

Revision	H
Type	AC
Mech. spec.	
Base	
Status	PRD/A
Elec. spec.	12WGY812
Layout	12LYT021
Eff. date	12-10-2024
CD Diagram	CD0005
Poles	06
Leads	9#8
Proprietary	False
Created date	06-04-2019

Feedback Device	NO FEEDBACK
Haz Area Temp Code	T3C
Heater Indicator	No Heater
High Voltage Full Load Amps	39.0 a
Insulation Class	F
Inverter Code	Inverter Duty
IP Rating	NONE
KVA Code	H
Lifting Lugs	Standard Lifting Lugs
Locked Bearing Indicator	Locked Bearing
Max Speed	1800 rpm
Motor Lead Termination	Flying Leads
Motor Standards	NEMA
Motor Type	1264M
Mounting Arrangement	F1
Number of Poles	6
Overall Length	32.00 IN
Power Factor	78
Product Family	Hazardous Location Motor
Pulley Face Code	C-Face
Rodent Screen	None
RoHS Status	ROHS NON-COMPLIANT
Service Factor	1.00
Shaft Diameter	2.125 IN
Shaft Ground Indicator	No Shaft Grounding
Shaft Rotation	Reversible
Speed	1180 rpm
Speed Code	Single Speed
Starting Method	Direct on line
Thermal Device - Bearing	None
Thermal Device - Winding	Normally Closed Thermostat
Vibration Sensor Indicator	No Vibration Sensor
Winding Thermal 1	None
Winding Thermal 2	None

AC Induction Motor Performance Data

Record # 67041

Typical performance - not guaranteed values

Winding: 12WGY812-R015		Type: 1264M		Enclosure: XPFC	
Nameplate Data			460 V, 60 Hz: High Voltage Connection		
Rated Output (HP)	30	Full Load Torque	133 LB-FT		
Volts	230/460	Start Configuration	direct on line		
Full Load Amps	78/39	Breakdown Torque	370 LB-FT		
R.P.M.	1180	Pull-up Torque	179 LB-FT		
Hz	60	Phase	3	Locked-rotor Torque	217 LB-FT
NEMA Design Code	A	KVA Code	H	Starting Current	245 A
Service Factor (S.F.)	1	No-load Current	17.2 A		
NEMA Nom. Eff.	93	Power Factor	78	Line-line Res. @ 25°C	0.22799 Ω
Rating - Duty	40C AMB-CONT		Temp. Rise @ Rated Load	56°C	
			Locked-rotor Power Factor	27.6	

Load Characteristics 460 V, 60 Hz, 30 HP

% of Rated Load	25	50	75	100	125	150
Power Factor	42	63	73	78	80	80
Efficiency	89	92.7	93.4	93.1	92.4	91.4
Speed	1196.5	1191.9	1188.3	1183.2	1178.2	1171.8
Line amperes	19.2	24.1	31	38.7	47.5	57.3

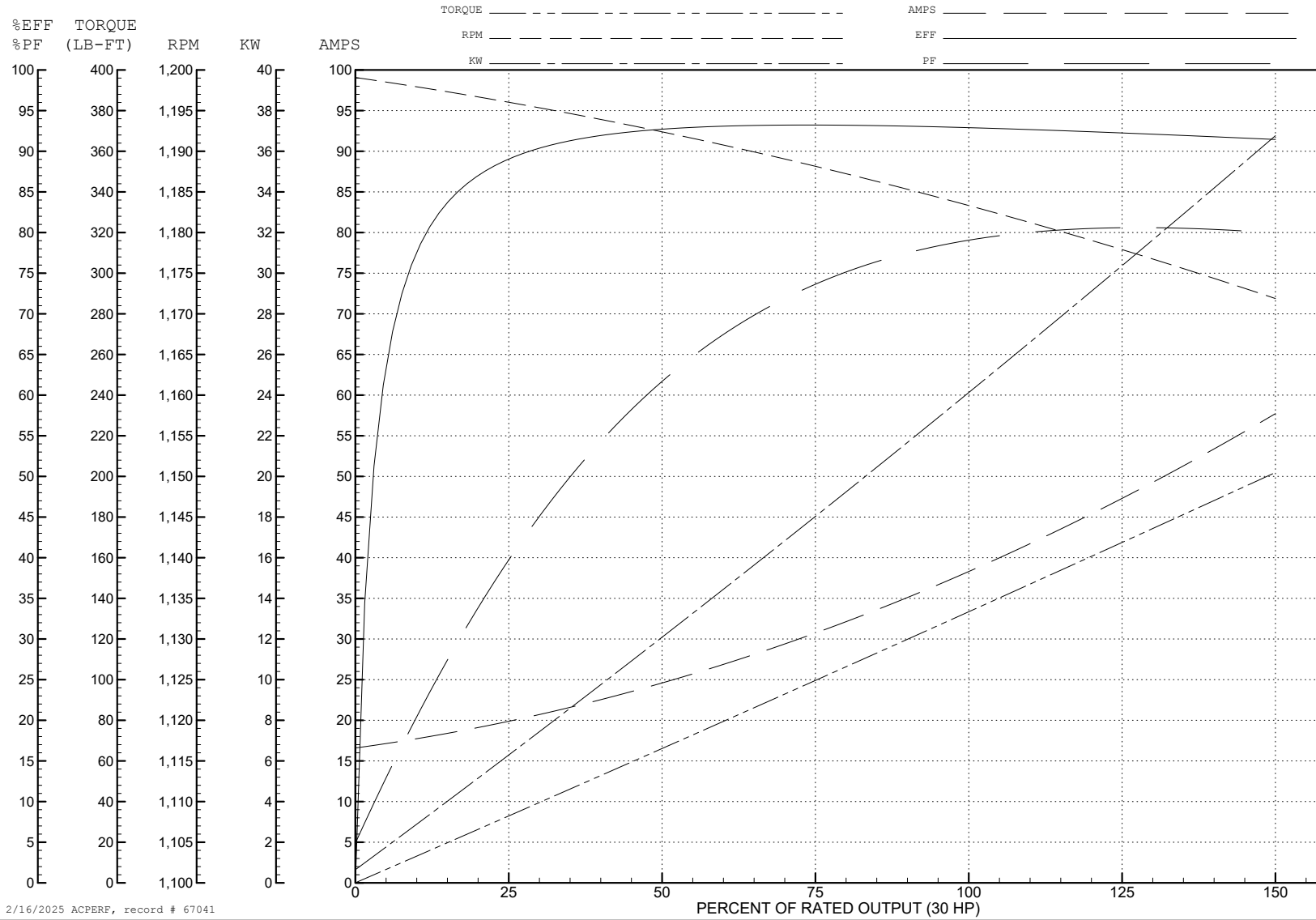
ABB Motors and Mechanical Inc.

WINDING # 12WGY812

Typical performance - not guaranteed values.

30 HP 3 PH 60 HZ 1180 RPM 460 V 1264M

TORQUES (LB-FT): PO=370 PU=179 LR=217 LRA=245



2/16/2025 ACPERF, record # 67041

AC Induction Motor Performance Data

Record # 75682

Typical performance - not guaranteed values

Winding: 12WGY812-R018		Type: 1264M		Enclosure: XPFC		
Nameplate Data			380 V, 50 Hz: High Voltage Connection			
Rated Output (HP)	30//25		Full Load Torque	133 LB-FT		
Volts	230/460//190/380		Start Configuration	direct on line		
Full Load Amps	78/39		Breakdown Torque	358 LB-FT		
R.P.M.	1180//980		Pull-up Torque	187 LB-FT		
Hz	60//50	Phase	3	Locked-rotor Torque	227 LB-FT	
NEMA Design Code	A		KVA Code	H	Starting Current	239 A
Service Factor (S.F.)	1			No-load Current	16.97 A	
NEMA Nom. Eff.	93	Power Factor	78	Line-line Res. @ 25°C	0.222 Ω	
Rating - Duty	40C AMB-CONT			Temp. Rise @ Rated Load	56°C	
S.F. Amps				Temp. Rise @ S.F. Load	69°C	
				Locked-rotor Power Factor	30.7	
				Rotor inertia	12.2 LB-FT ²	

Load Characteristics 380 V, 50 Hz, 25 HP

% of Rated Load	25	50	75	100	125	150
Power Factor	42	64	74	79	80	81
Efficiency	89.3	92.6	93.1	92.3	91.9	90.6
Speed	996	992	988	984	979	972
Line amperes	18.98	23.98	31.07	38.94	48.02	58.14

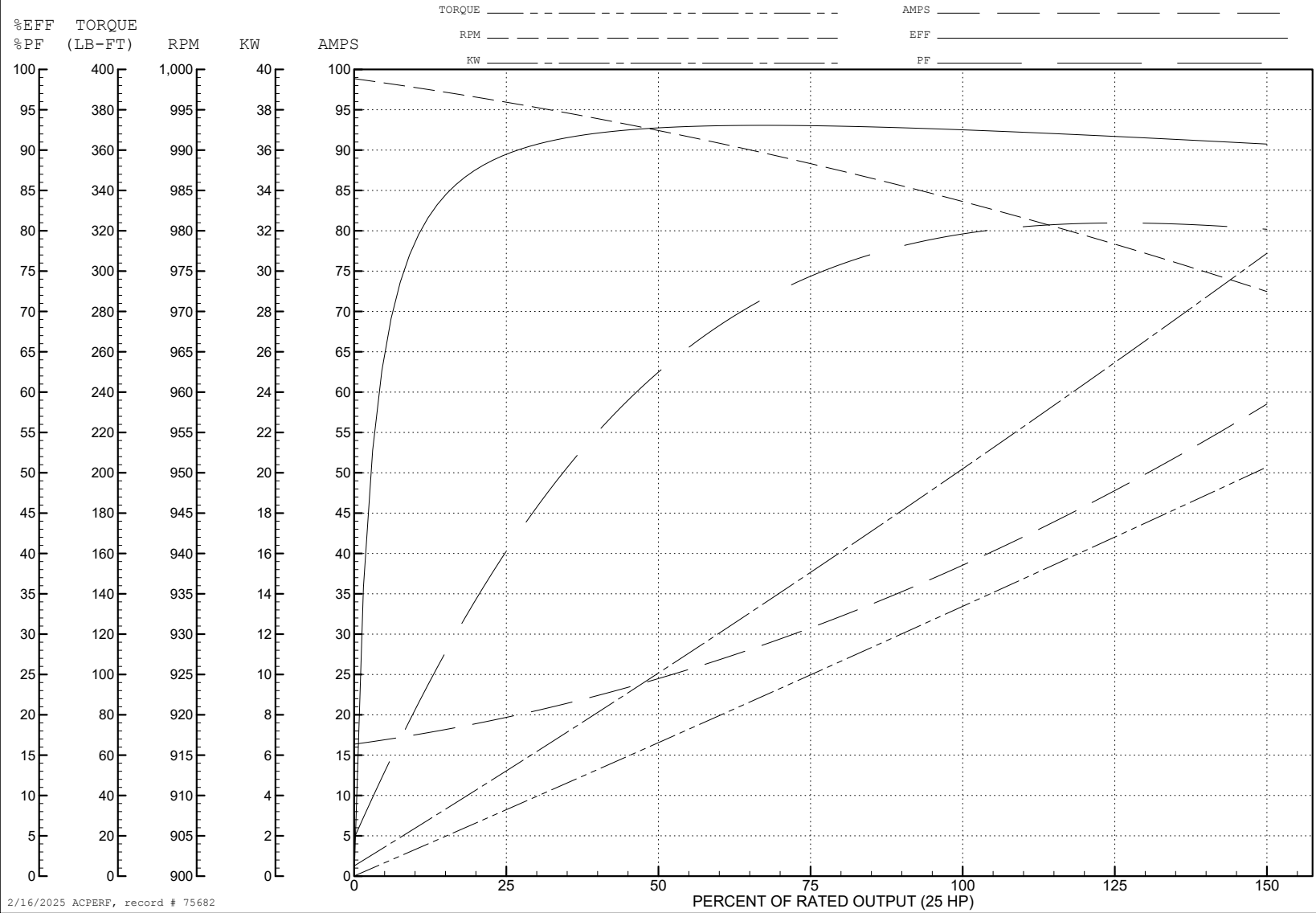
ABB Motors and Mechanical Inc.

WINDING # 12WGY812

25 HP 3 PH 50 HZ 984 RPM 380 V 1264M

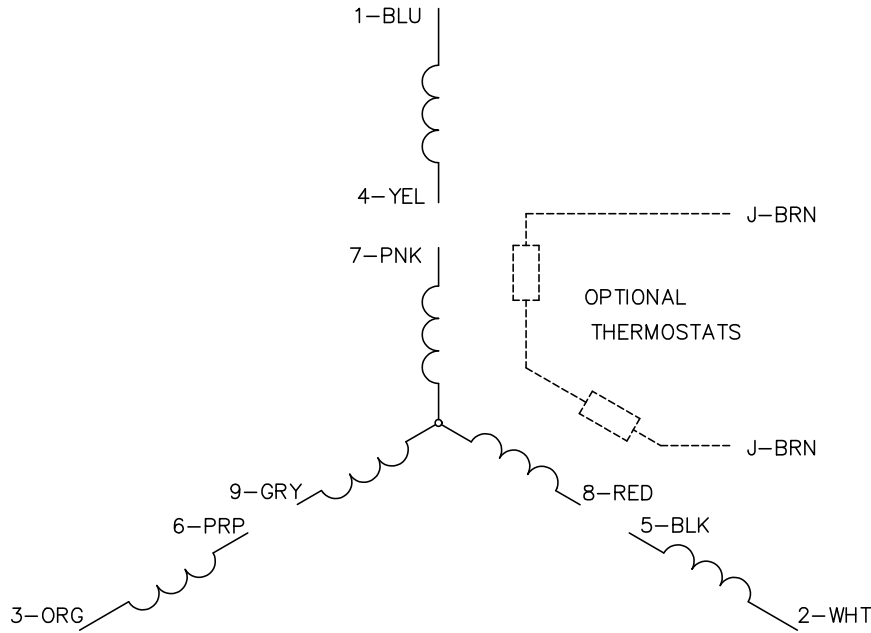
Typical performance - not guaranteed values.

TORQUES (LB-FT): PO=358 PU=187 LR=227 LRA=239



2/16/2025 ACPERF, record # 75682

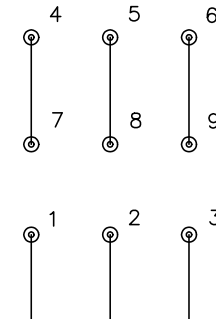
CD0005



LOW VOLTAGE (2Y)



HIGH VOLTAGE (1Y)



NOTES:

1. INTERCHANGE ANY TWO LINE LEADS TO REVERSE ROTATION.
2. OPTIONAL THERMOSTATS ARE PROVIDED WHEN SPECIFIED.
3. ACTUAL NUMBER OF INTERNAL PARALLEL CIRCUITS MAY BE A MULTIPLE OF THOSE SHOWN ABOVE.
4. LEAD COLORS ARE OPTIONAL. LEADS MUST ALWAYS BE NUMBERED AS SHOWN.

REV. DESC: REVISE TO SHOW OPTIONAL COLORS			
REV. LTR: E	BY: JLP	REVISED: 01/19/99 10:15	TDR: 0171435
S00000		FILE: AAA00005140	MDL: -
		MTL: -	

BALDOR ELECTRIC Co.

3PH, DV, 9 LEADS

CD0005