Customer information packet

CECR9154T

15HP, 1765RPM, 3PH, 60HZ, 254T, TEFC, F1
Class - None
Division - Not Applicable

Copyright © All product information within this document is subject to ABB Motors and Mechanical Inc. copyright © protection, unless otherwise noted.
2/16/2025 9:29:28 PM

Specifications

Enclosure	TEFC
Frame	254TC
Frame Material	Iron
Frequency	60.00 Hz
Haz Area Class and Group	None
Haz Area Division	Not Applicable
Motor Letter Type	Three Phase
Output @ Frequency	15.000 HP @ 60 HZ
Phase	3
Synchronous Speed @ Frequency	1800 RPM @ 60 HZ
Voltage @ Frequency	460.0 V @ 60 HZ 230.0 V @ 60 HZ
Agency Approvals	UR CCSA US NEMA_PREMIUM NEMA PREMIUM CSA EEV
Ambient Temperature	40 °C
Auxillary Box	No Auxillary Box
Auxillary Box Lead Termination	None
Base Indicator	Rigid
Bearing Grease Type	Polyrex EM (-20F +300F)
Blower	None
Constant Torque Speed Range	6
Current @ Voltage	18.600 A @ 460.0 V 37.200 A @ 230.0 V 40.000 A @ 208.0 V
Design Code	A
Drip Cover	No Drip Cover
Duty Rating	CONT
Efficiency @ 100% Load	92.4 %
Electrically Isolated Bearing	Not Electrically Isolated

Part detail

Revision	N
Type	AC
Mech. spec.	09M408
Base	
Status	PRD/A
Elec. spec.	09WGT152
Layout	09LYM408
Eff. date	11-14-2023
CD Diagram	CD0180
Poles	04
Leads	9#12
Proprietary	False
Created date	02-21-2019

Enclosure Modification	Severe Duty Features
Feedback Device	NO FEEDBACK
Front Shaft Indicator	None
Heater Indicator	No Heater
High Voltage Full Load Amps	18.6 a
Insulation Class	F
Inverter Code	Inverter Duty
IP Rating	IP55
KVA Code	H
Lifting Lugs	Standard Lifting Lugs
Locked Bearing Indicator	Locked Bearing
Max Speed	2700 rpm
Motor Lead Quantity/Wire Size	9 @ 12 AWG
Motor Lead Termination	Flying Leads
Motor Standards	NEMA
Motor Type	0948M
Mounting Arrangement	F1
Number of Poles	4
Overall Length	25.28 IN
Power Factor	82
Product Family	Super-E Chemical Processing
Pulley End Bearing Type	Ball
Pulley Face Code	C-Face
Pulley Shaft Indicator	Standard
Rodent Screen	None
Service Factor	1.25
Shaft Diameter	1.625 IN
Shaft Ground Indicator	No Shaft Grounding
Shaft Rotation	Reversible
Shaft Slinger Indicator	Shaft Slinger
Speed	1765 rpm
Speed Code	Single Speed
Starting Method	Direct on line
Thermal Device - Bearing	None

Thermal Device - Winding	None
Vibration Sensor Indicator	No Vibration Sensor
Winding Thermal 1	None
Winding Thermal 2	None

Nameplate

NP3293

CAT.NO.	CECR9154T		**P/N**								**ENCLOSURE**	TEFC				
SPEC.	09M408T152G1	**CC**	010A	**FRAME**	254TC		**S/N**									
HP	15		**CLASS**	F	**HZ**	60	**DES**	A								
RPM	1765	**RPM MAX**	2700	**PH**	3		**KVA-CODE**	H								
VOLT	230/460			**I.P.**	55											
AMP	37.2/18.6		**SER.F.**	1.25	**PF**	82	**ODE BRG**	6309	**DE BRG**	6311						
RATING	40C AMB-CONT		**NEMA-NOM-EFF**	92.4	**GREASE**	POLYREX EM										
HTR-VOLTS		**HTR-AMPS**		**HTR-WATTS**		**INV.TYPE**										
	SFA 46/23															
			C HP FR	60	**C HP TO**	90										
			CT HZ FROM	6	**CT HZ TO**	60										
			MOTOR WEIGHT	286	**VT HZ FROM**	6	**VT HZ TO**	60								

AC Induction Motor Performance Data
Record # 48597
Typical performance - not guaranteed values

Winding: 09WGT152-R001	**Type:** 0948M	**Enclosure:** TEFC

Nameplate Data			
Rated Output (HP)			15
Volts			230/460
Full Load Amps			37.2/18.6
R.P.M.			1765
Hz	60	**Phase**	3
NEMA Design Code	A	**KVA Code**	H
Service Factor (S.F.)			1.25
NEMA Nom. Eff.	92.4	**Power Factor**	82
Rating - Duty			40C AMB-CONT
S.F. Amps			46/23

460 V, 60 Hz: High Voltage Connection	
Full Load Torque	44.7 LB-FT
Start Configuration	direct on line
Breakdown Torque	145 LB-FT
Pull-up Torque	78.4 LB-FT
Locked-rotor Torque	119 LB-FT
Starting Current	120 A
No-load Current	7.67 A
Line-line Res. @ 25ºC	0.548 Ω
Temp. Rise @ Rated Load	53°C
Temp. Rise @ S.F. Load	65°C
Locked-rotor Power Factor	39.5
Rotor inertia	2.09 lb-ft²

Load Characteristics 460 V, 60 Hz, 15 HP

% of Rated Load	**25**	**50**	**75**	**100**	**125**	**150**	**S.F.**
Power Factor	45	67	77	82	84	84	83
Efficiency	89	92.5	93	92.6	91.7	90.5	92.1
Speed	1793	1786	1777	1768	1758	1747	1762
Line amperes	8.81	11.3	14.7	18.6	23	27.7	21.2

ABB Motors and Mechanical Inc.

WINDING # 09WGT152

15 HP 3 PH 60 HZ 1765 RPM 460 V 0948M

Typical performance - not guaranteed values.

TORQUES(LB-FT): PO=145 PU=78.4 LR=119 LRA=120

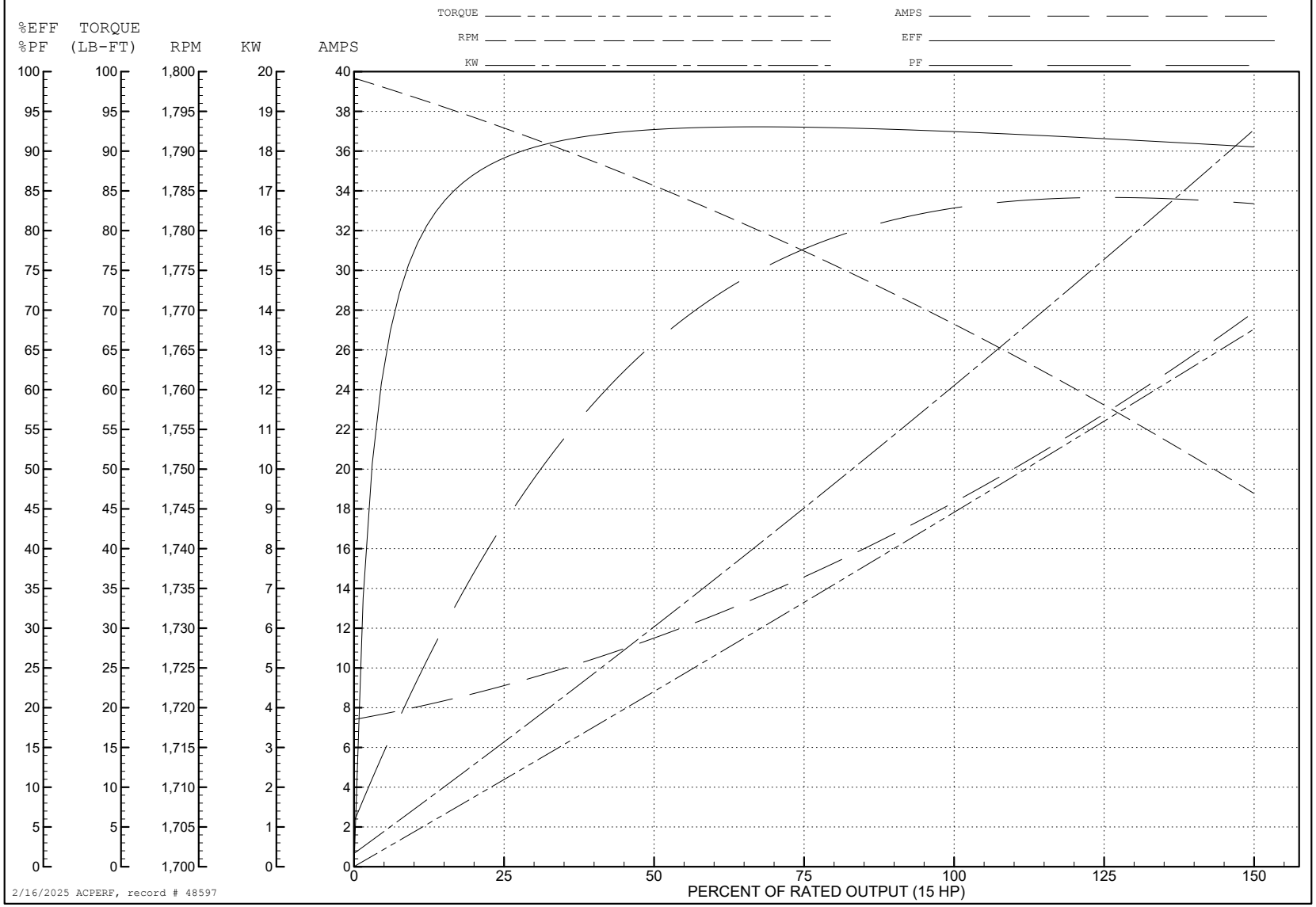

2/16/2025 ACPERF, record # 48597

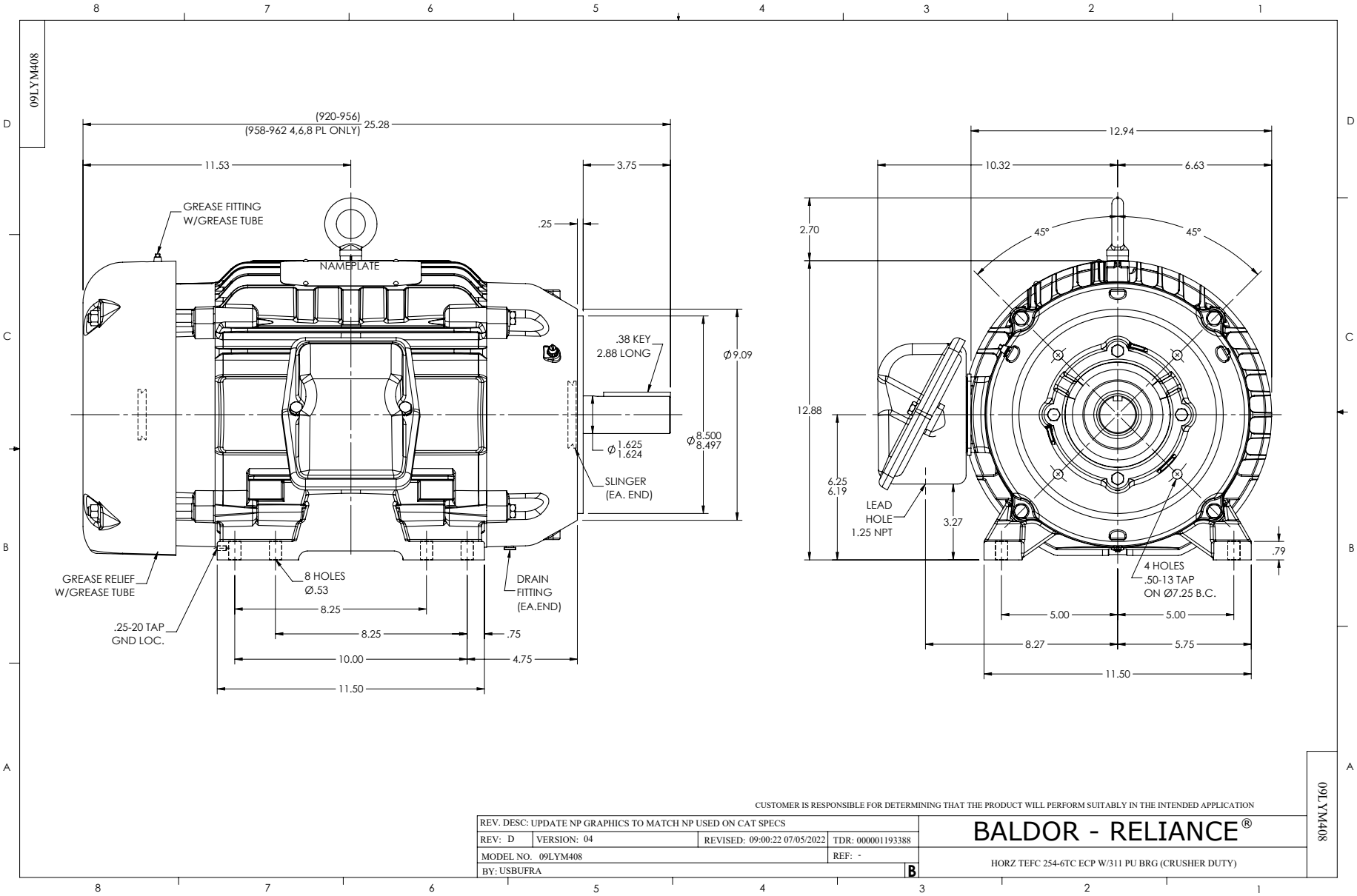
09LYM408
(920-956)
(958-962 4,6,8 PL ONLY) 25.28
11.53
3.75
GREASE FITTING
W/GREASE TUBE
.25
NAMEPLATE
.38 KEY
2.88 LONG
Ø9.09
Ø 1.625
1.624
Ø 8.500
8.497
SLINGER
(EA. END)
GREASE RELIEF
W/GREASE TUBE
8 HOLES
Ø.53
DRAIN
FITTING
(EA.END)
.25-20 TAP
GND LOC.
8.25
8.25
.75
10.00
4.75
11.50
12.94
10.32
6.63
2.70
45°
45°
12.88
6.25
6.19
LEAD
HOLE
1.25 NPT
3.27
.79
4 HOLES
.50-13 TAP
ON Ø7.25 B.C.
5.00
5.00
8.27
5.75
11.50
CUSTOMER IS RESPONSIBLE FOR DETERMINING THAT THE PRODUCT WILL PERFORM SUITABLY IN THE INTENDED APPLICATION
REV. DESC: UPDATE NP GRAPHICS TO MATCH NP USED ON CAT SPECS
REV: D
VERSION: 04
REVISED: 09:00:22 07/05/2022
TDR: 000001193388
MODEL NO. 09LYM408
REF: -
BY: USBUFRA
B
BALDOR - RELIANCE®
HORZ TEFC 254-6TC ECP W/311 PU BRG (CRUSHER DUTY)
09LYM408

CD0180

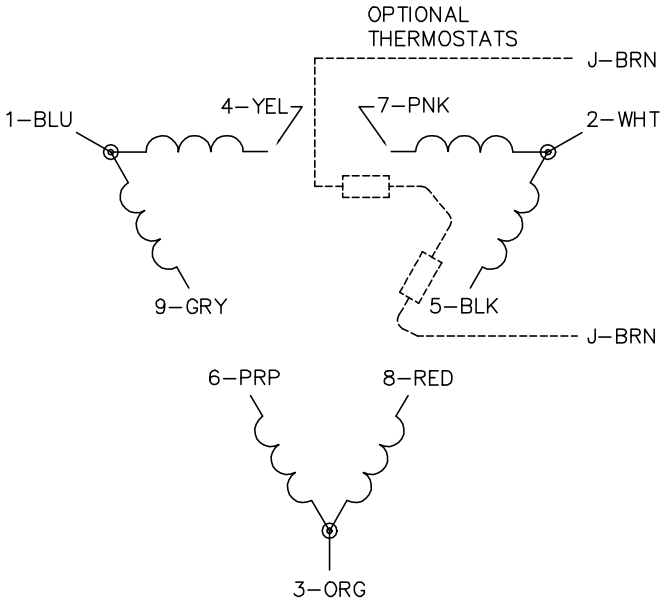

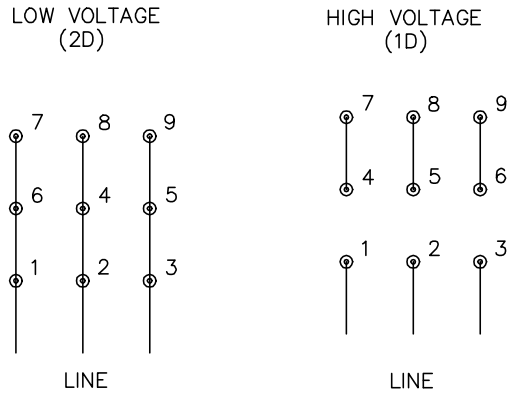

NOTES:

1. INTERCHANGE ANY TWO LINE LEADS TO REVERSE ROTATION.
2. OPTIONAL THERMOSTATS ARE PROVIDED WHEN SPECIFIED.
3. ACTUAL NUMBER OF INTERNAL PARALLEL CIRCUITS MAY BE A MULTIPLE OF THOSE SHOWN ABOVE.
4. LEAD COLORS ARE OPTIONAL. LEADS MUST ALWAYS BE NUMBERED AS SHOWN.

CD0180

REV. DESC: ADD CLASS CONN00000007		
REV. LTR: D	VERSION: 01	TDR: 000001099922
FILE: \AAA\00005\148	REVISED: 10:25:29 02/19/2019	BY: ENBRIR0
MTL: –		

BALDOR - RELIANCE®

3PH, DV, 9 LEADS, DELTA CONNECTION

SH 1 of 1