




# SYSTEM ACCESSORIES

1/4" NPTF Couplers

**SIMPLEX**




## 1/4" NPTF HIGH - FLOW COUPLERS

For use on smaller tools, pumps and any tool with 1/4" threads. These couplers are plated to resist corrosion. Cylinder Half Couplers have male 1/4" NPTF threads; Hose Half Couplers have female 1/4" NPTF threads.

Model	Description	
	CT201	Ram Coupler Half with Dust Cap
	CT202	Hose Coupler Half with Dust Cap
	CT200	Ram & Hose Coupler Set with 2 Dust Caps

## 1/4" NPTF FLUSH FACE / NO SPILL COUPLERS - *FOR BOLTING PRODUCTS*

Unique flush face design features push to connect operation with an auto lock sleeve on the CT211, and non-spill "dry" disconnect operation. Easy cleaning minimizes system contamination. This coupler should be used wherever oil spillage constitutes a safety or environmental hazard. Couplers have 1/4" NPTF threads.

Model	Description	
	CT210	Hose Coupler Half with Dust Cap
	CT211	Ram Coupler Half with Dust Cap
	CT212	Coupler Complete with 2 Dust Caps