



**The Timken Company**

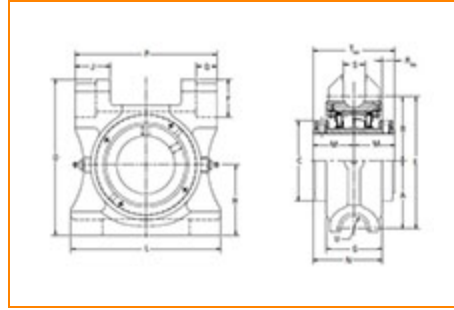
4500 Mt Pleasant St. NW

N. Canton, OH 44720

**Phone:** (234) 262-3000

**E-Mail:** [CustomerCAD@timken.com](mailto:CustomerCAD@timken.com) • **Web site:** [www.timken.com](http://www.timken.com)

Part Number QAATP18A307S, Double Concentric Top Pull Take-Up Block



[Specifications](#) | [Dimensions](#) | [Radial and Thrust Factors](#) | [Engineering Seal Speed](#) | [Engineering Bearing Attributes](#) | [Engineering Internal Radial Clearance](#)

Specifications -

<b>Engineering Group</b>	Mounted Bearing
<b>Bearing Number</b>	22218
<b>Shaft Size</b>	3 7/16 in
<b>Shaft Size Type</b>	Imperial
<b>Full Timken Part Number</b>	QAATP18A307SB QAATP18A307SC QAATP18A307SEB QAATP18A307SEC QAATP18A307SEM QAATP18A307SEN QAATP18A307SEO QAATP18A307SET QAATP18A307SM QAATP18A307SN QAATP18A307SO



QAATP18A307ST

**Locking Style** Double Concentric**Housing Construction** Top Pull Take-Up**Dimensions****Dimension A1** 4.32 in  
109.7 mm**Dimension B** 4.09 in  
103.9 mm**Dimension C** 5.13 in  
130.2 mm**Dimension D** 9.94 in  
252.5 mm**Dimension E** 8.41 in  
213.6 mm**Dimension F** 2.41 in  
61.3 mm**Dimension G** 3.54 in  
90 mm**Dimension H** 4.5 in  
114.3 mm**Dimension J** 2.25 in  
57.1 mm**Dimension L** 9-1/2 in  
241.3 mm**Dimension M** 2.59 in  
65.9 mm**Dimension N** 4.37 in  
110.9 mm

<b>Dimension P</b>	9 in 228.6 mm
<b>Dimension Q</b>	1.31 in 33.3 mm
<b>Dimension RAA</b>	0.82 in 20.8 mm
<b>Dimension S</b>	1.38 in 35.1 mm
<b>Dimension TAA</b>	5.19 in 131.8 mm
<b>Dimension U</b>	0.81 in 20.6 mm

### Radial and Thrust Factors

<b>C0 - Static Load</b>	87200 lbf 388000 N
<b>C - Dynamic Load (Basic)</b>	79700 lbf 355000 N
<b>e - Geometry Factor</b>	0.23
<b>Y1 - Geometry Factor</b>	2.90
<b>Y2 - Geometry Factor</b>	4.31

### Engineering Seal Speed

<b>Oil Lubrication - M/N Seal</b>	1400 rpm
<b>Oil Lubrication - T Seal</b>	2400 rpm
<b>Oil Lubrication - B/C/O Seal</b>	1000 rpm
<b>Grease Lubrication - M/N Seal</b>	1400 rpm

<b>Grease Lubrication - T Seal</b>	2000 rpm
------------------------------------	----------

<b>Grease Lubrication - B/C/O Seal</b>	1000 rpm
--	----------

### Engineering Bearing Attributes

<b>Float</b>	0.08 in 2.03 mm
--------------	--------------------

<b>Shaft Tolerance</b>	0.0030 in 0.076 mm
------------------------	-----------------------

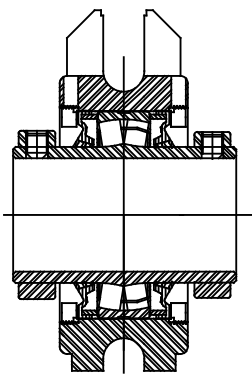
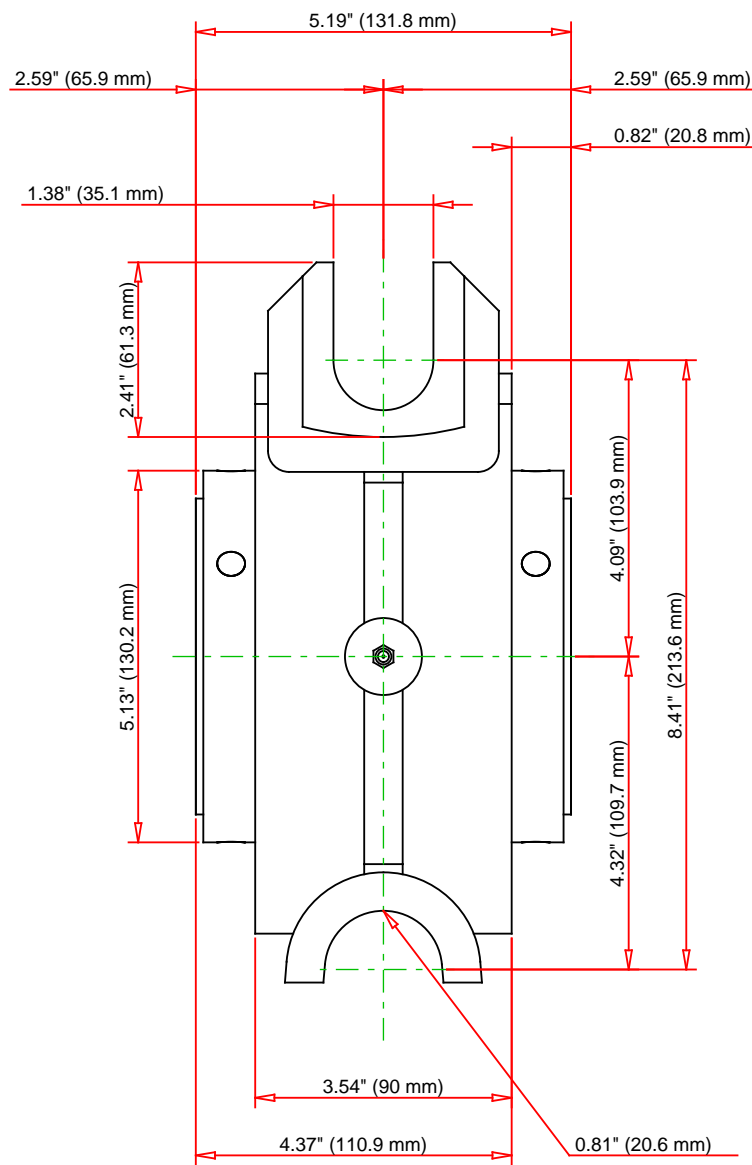
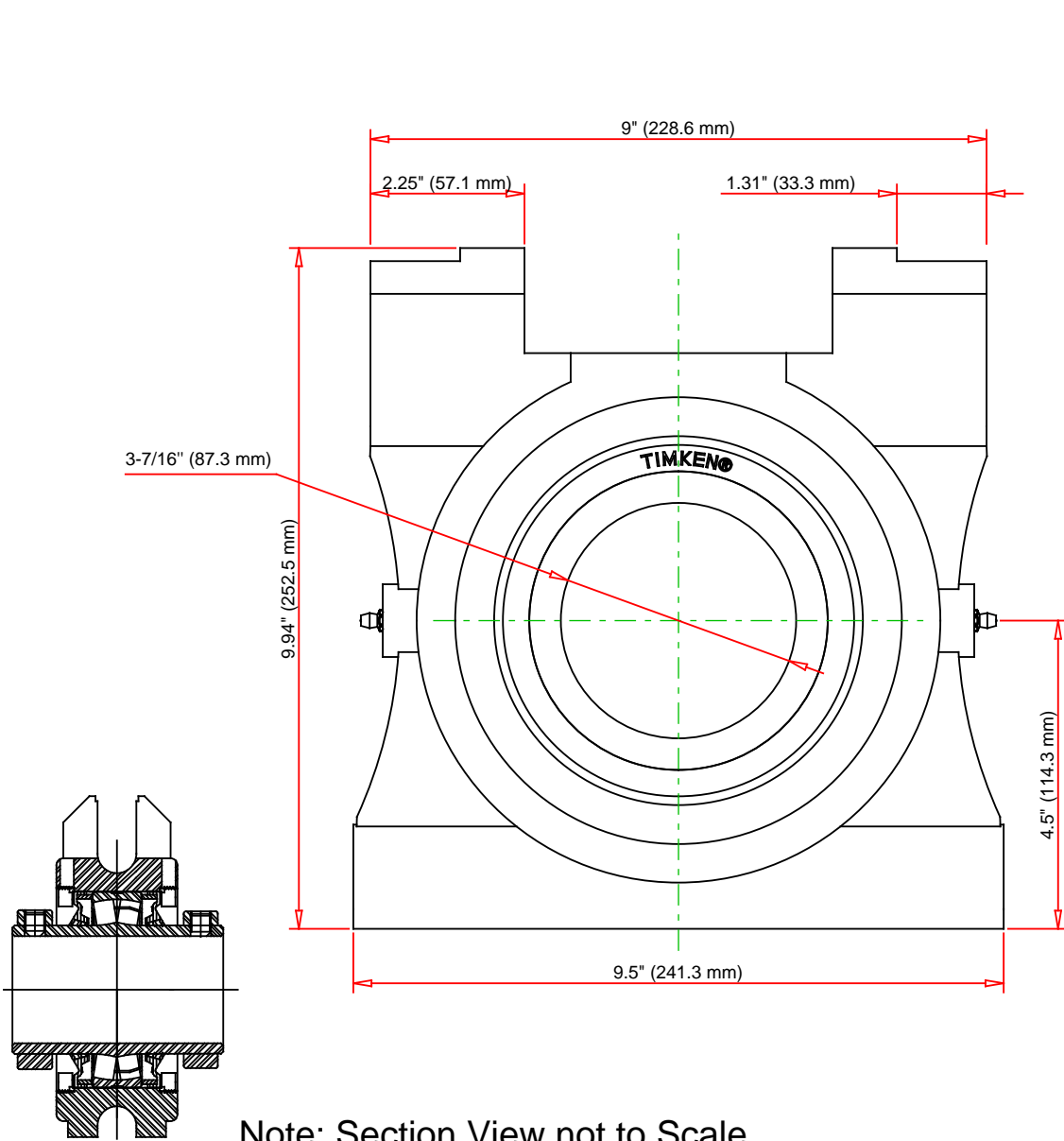
### Engineering Internal Radial Clearance

<b>Eng Internal Radial Clearance - Min</b>	0.0024
--	--------

<b>Eng Internal Radial Clearance - Max</b>	0.0039
--	--------

<b>Pre Install Clearance Min</b>	0.0024 in 0.060 mm
----------------------------------	-----------------------

<b>Pre Install Clearance Max</b>	0.0039 in 0.100 mm
----------------------------------	-----------------------



Note: Section View not to Scale

C - Dynamic Load	79700	lbf	355000	N
C0 - Static Load	87200	lbf	388000	N
Weight		lb		kg
Max. Speed T-Seals & Grease	2000	rpm		
Rad. Clearance - Max.	0.0039			

**TIMKEN**

THE TIMKEN COMPANY  
NORTH CANTON, OHIO USA

**QAATP18A307S**

Double Concentric Top Pull Take-Up  
Block

Every reasonable effort has been made to ensure the accuracy of the information contained in this writing, but no liability is accepted for errors, omissions or for any other reason.

**FOR DISCUSSION ONLY**