



**The Timken Company**

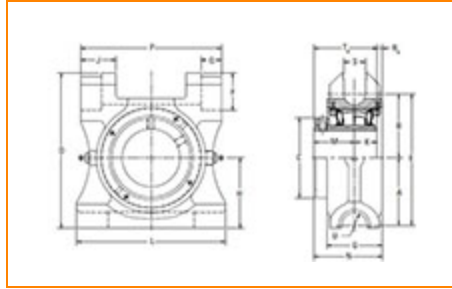
4500 Mt Pleasant St. NW

N. Canton, OH 44720

**Phone:** (234) 262-3000

**E-Mail:** [CustomerCAD@timken.com](mailto:CustomerCAD@timken.com) • **Web site:** [www.timken.com](http://www.timken.com)

Part Number QATP10A115S, Single Concentric Top Pull Take-Up Block



[Specifications](#) | [Dimensions](#) | [Radial and Thrust Factors](#) | [Engineering Seal Speed](#) | [Engineering Bearing Attributes](#) | [Engineering Internal Radial Clearance](#)

Specifications

<b>Engineering Group</b>	Mounted Bearing
<b>Bearing Number</b>	22210
<b>Shaft Size</b>	1 15/16 in
<b>Shaft Size Type</b>	Imperial
<b>Full Timken Part Number</b>	QATP10A115SB QATP10A115SC QATP10A115SEB QATP10A115SEC QATP10A115SEM QATP10A115SEN QATP10A115SEO QATP10A115SET QATP10A115SM QATP10A115SN QATP10A115SO



QATP10A115ST  
 QATP10A115STHT  
 QATP10A115STNG

**Locking Style** Single Concentric

**Housing Construction** Top Pull Take-Up

## Dimensions

**Dimension A1** 2.81 in  
71.4 mm

**Dimension B** 2.38 in  
60.5 mm

**Dimension C** 2.88 in  
73 mm

**Dimension D** 6.44 in  
163.6 mm

**Dimension E** 5.19 in  
131.8 mm

**Dimension F** 1.66 in  
42.2 mm

**Dimension G** 2.47 in  
62.7 mm

**Dimension H** 3.06 in  
77.8 mm

**Dimension J** 1.65 in  
41.9 mm

**Dimension K** 0.98 in  
25 mm

**Dimension L** 6-1/2 in  
165.1 mm

<b>Dimension M</b>	1.89 in 48 mm
<b>Dimension N</b>	3.12 in 79.3 mm
<b>Dimension P</b>	6 in 152.4 mm
<b>Dimension Q</b>	0.81 in 20.6 mm
<b>Dimension RA</b>	0.25 in 6.3 mm
<b>Dimension S</b>	0.88 in 22.4 mm
<b>Dimension TA</b>	2.87 in 73 mm
<b>Dimension U</b>	0.81 in 20.6 mm

### Radial and Thrust Factors

<b>C0 - Static Load</b>	26600 lbf 118000 N
<b>C - Dynamic Load (Basic)</b>	26300 lbf 117000 N
<b>e - Geometry Factor</b>	0.24
<b>Y1 - Geometry Factor</b>	2.84
<b>Y2 - Geometry Factor</b>	4.23

### Engineering Seal Speed

<b>Oil Lubrication - M/N Seal</b>	2400 rpm
-----------------------------------	----------

<b>Oil Lubrication - T Seal</b>	4200 rpm
---------------------------------	----------

<b>Oil Lubrication - B/C/O Seal</b>	1800 rpm
-------------------------------------	----------

<b>Grease Lubrication - M/N Seal</b>	2400 rpm
--------------------------------------	----------

<b>Grease Lubrication - T Seal</b>	3550 rpm
------------------------------------	----------

<b>Grease Lubrication - B/C/O Seal</b>	1800 rpm
----------------------------------------	----------

### Engineering Bearing Attributes

<b>Float</b>	0.050 in 1.270 mm
--------------	----------------------

<b>Shaft Tolerance</b>	0.0015 in 0.038 mm
------------------------	-----------------------

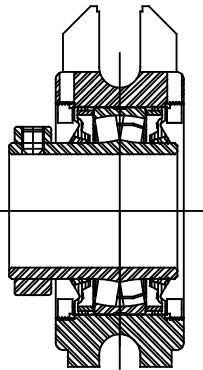
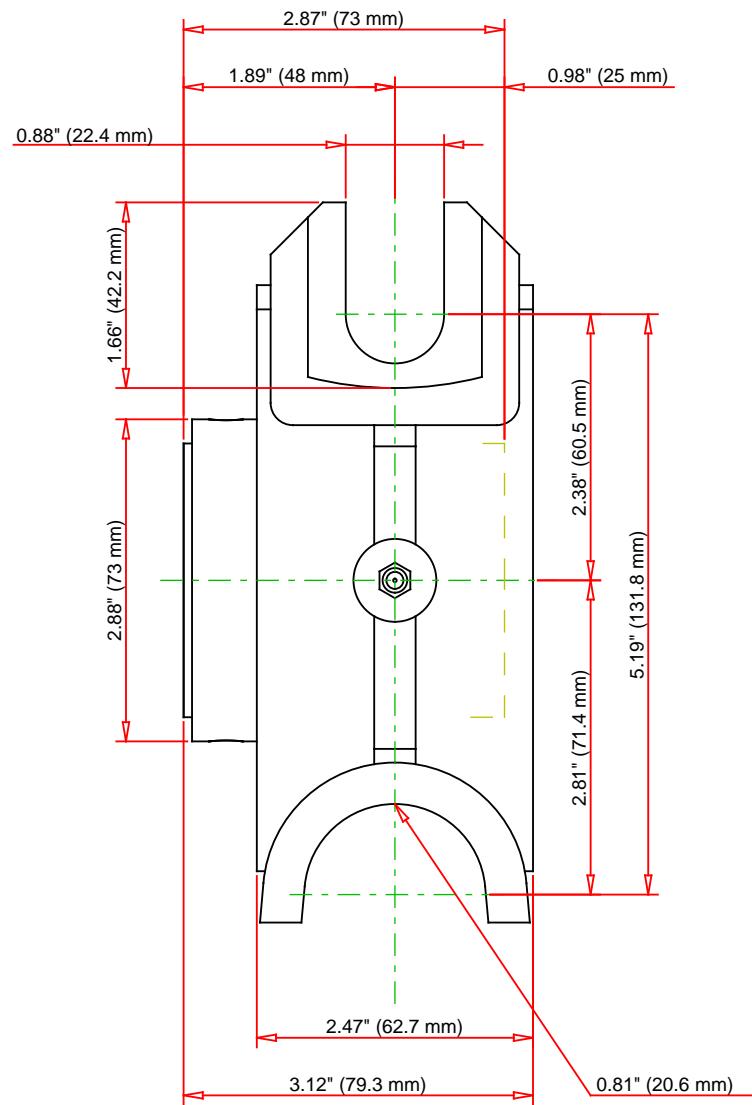
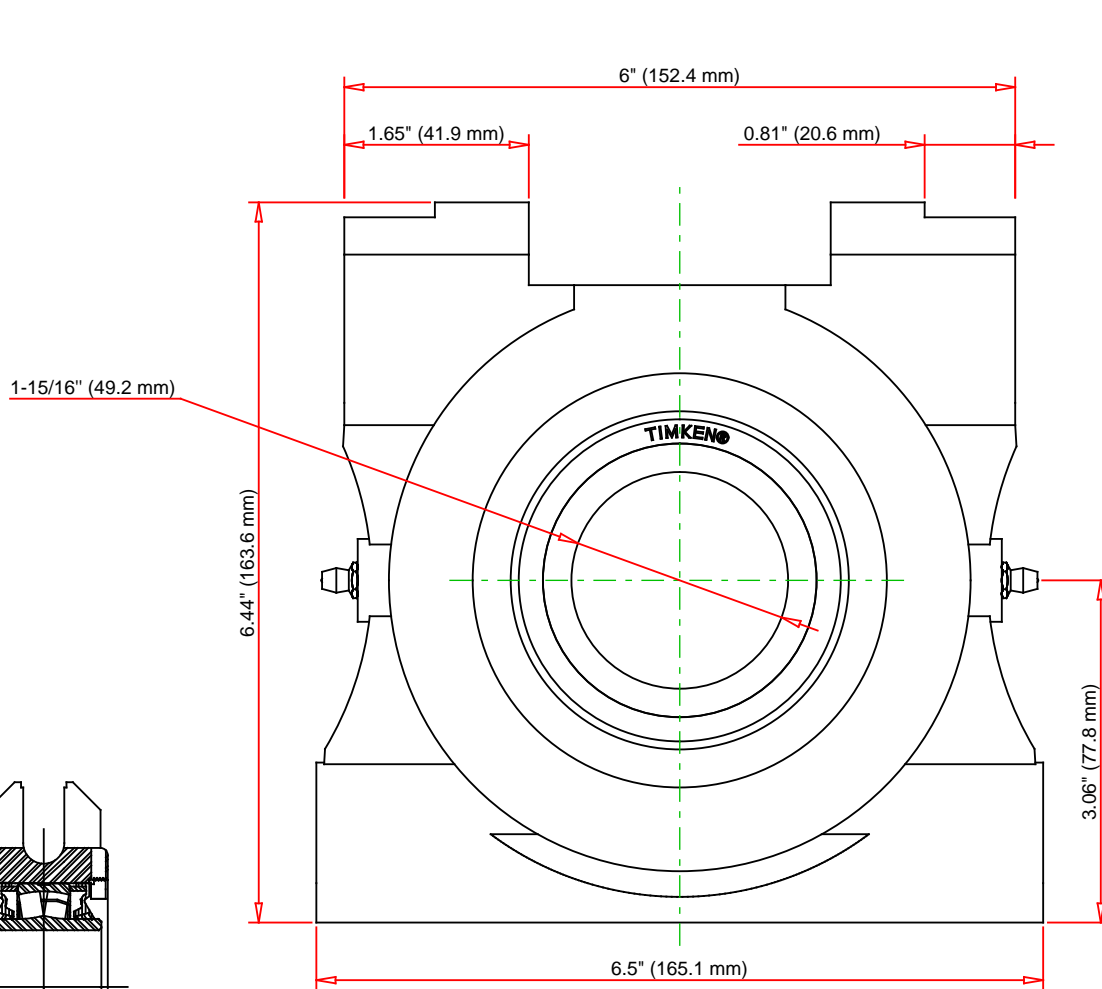
### Engineering Internal Radial Clearance

<b>Eng Internal Radial Clearance - Min</b>	0.0016
--------------------------------------------	--------

<b>Eng Internal Radial Clearance - Max</b>	0.0026
--------------------------------------------	--------

<b>Pre Install Clearance Min</b>	0.0016 in 0.040 mm
----------------------------------	-----------------------

<b>Pre Install Clearance Max</b>	0.0026 in 0.065 mm
----------------------------------	-----------------------



Note: Section View not to Scale

C - Dynamic Load	26300	lbf	117000	N
C0 - Static Load	26600	lbf	118000	N
Weight		lb		kg
Max. Speed T-Seals & Grease	3550	rpm		
Rad. Clearance - Max.	0.0026			

**TIMKEN**

THE TIMKEN COMPANY  
NORTH CANTON, OHIO USA

**QATP10A115S**  
Single Concentric Top Pull Take-Up  
Block

Every reasonable effort has been made to ensure the accuracy of the information contained in this writing, but no liability is accepted for errors, omissions or for any other reason.

**FOR DISCUSSION ONLY**