



The Timken Company

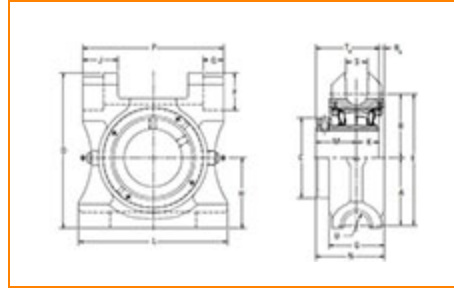
4500 Mt Pleasant St. NW

N. Canton, OH 44720

Phone: (234) 262-3000

E-Mail: CustomerCAD@timken.com • **Web site:** www.timken.com

Part Number QATP13A060S, Single Concentric Top Pull Take-Up Block



[Specifications](#) | [Dimensions](#) | [Radial and Thrust Factors](#) | [Engineering Seal Speed](#) | [Engineering Bearing Attributes](#) | [Engineering Internal Radial Clearance](#)

Specifications

Engineering Group	Mounted Bearing
Bearing Number	22213
Shaft Size	60 mm
Shaft Size Type	Metric
Full Timken Part Number	QATP13A060SB QATP13A060SC QATP13A060SEB QATP13A060SEC QATP13A060SEM QATP13A060SEN QATP13A060SEO QATP13A060SET QATP13A060SM QATP13A060SN QATP13A060SO



QATP13A060ST

Locking Style Single Concentric**Housing Construction** Top Pull Take-Up**Dimensions****Dimension A1** 3.81 in
96.8 mm**Dimension B** 3.33 in
84.6 mm**Dimension C** 3.81 in
96.6 mm**Dimension D** 8.28 in
210.3 mm**Dimension E** 7.14 in
181.4 mm**Dimension F** 1.88 in
47.8 mm**Dimension G** 3.19 in
81 mm**Dimension H** 3.84 in
97.5 mm**Dimension J** 1.75 in
44.5 mm**Dimension K** 1.24 in
31.5 mm**Dimension L** 8-1/2 in
215.9 mm**Dimension M** 2.15 in
54.6 mm

Dimension N	3.74 in 95 mm
Dimension P	8 in 203.2 mm
Dimension Q	1.06 in 26.9 mm
Dimension RA	0.35 in 9 mm
Dimension S	1.12 in 28.4 mm
Dimension TA	3.39 in 86 mm
Dimension U	0.81 in 20.6 mm

Radial and Thrust Factors

C0 - Static Load	48600 lbf 216000 N
C - Dynamic Load (Basic)	46400 lbf 206000 N
e - Geometry Factor	0.24
Y1 - Geometry Factor	2.79
Y2 - Geometry Factor	4.15

Engineering Seal Speed

Oil Lubrication - M/N Seal	1800 rpm
Oil Lubrication - T Seal	3200 rpm
Oil Lubrication - B/C/O Seal	1500 rpm

Grease Lubrication - M/N Seal	1800 rpm
--------------------------------------	----------

Grease Lubrication - T Seal	2800 rpm
------------------------------------	----------

Grease Lubrication - B/C/O Seal	1500 rpm
--	----------

Engineering Bearing Attributes

Float	0.08 in 2.03 mm
--------------	--------------------

Shaft Tolerance	0.0015 in 0.038 mm
------------------------	-----------------------

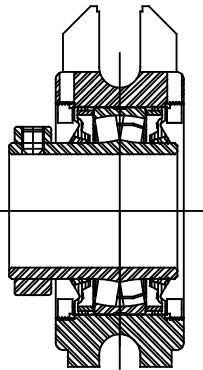
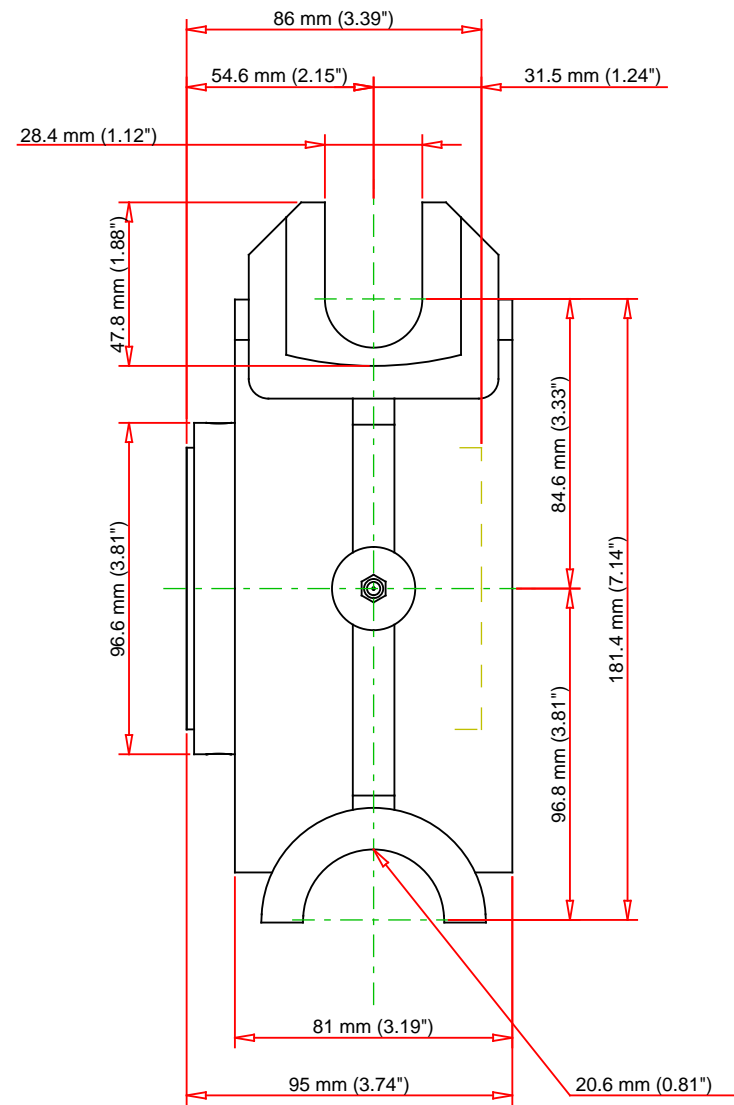
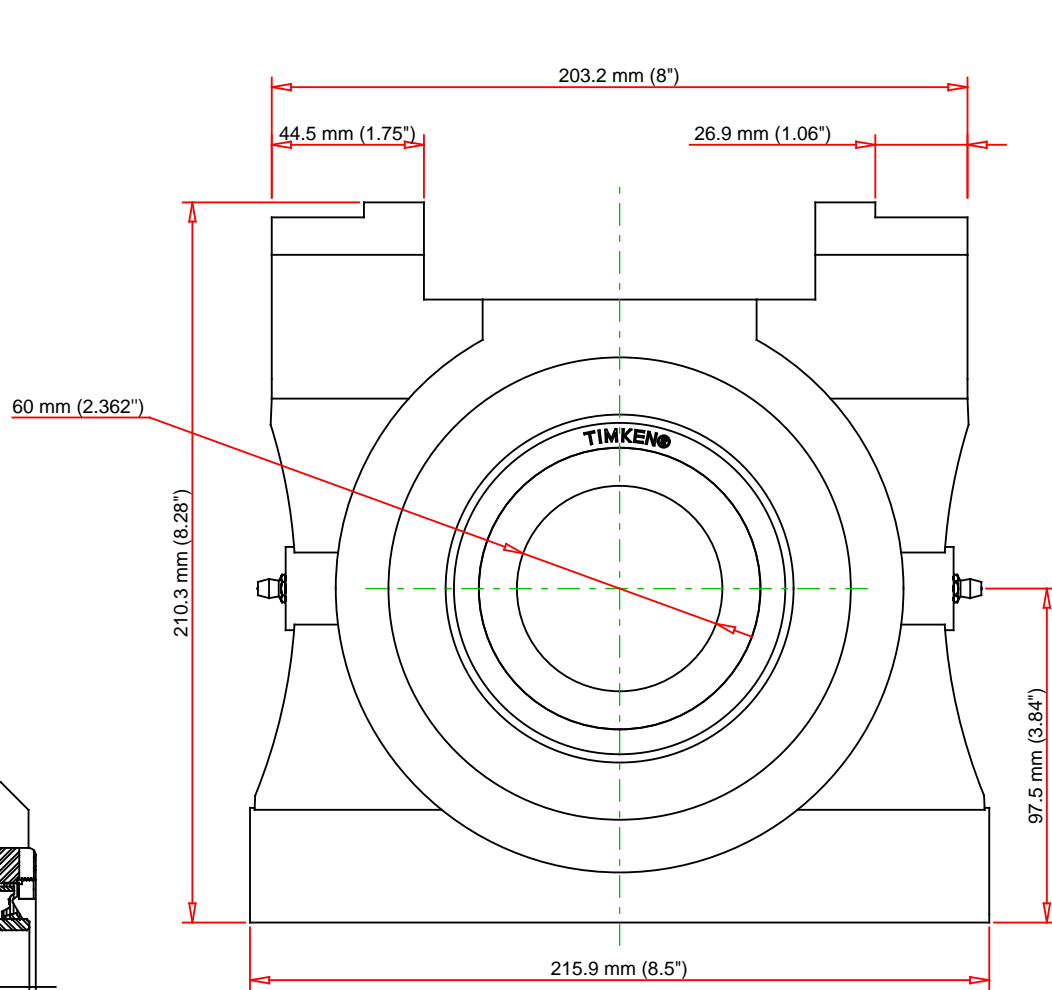
Engineering Internal Radial Clearance

Eng Internal Radial Clearance - Min	0.0016
--	--------

Eng Internal Radial Clearance - Max	0.0026
--	--------

Pre Install Clearance Min	0.0016 in 0.040 mm
----------------------------------	-----------------------

Pre Install Clearance Max	0.0026 in 0.065 mm
----------------------------------	-----------------------



Note: Section View not to Scale

C - Dynamic Load	46400	lbf	206000	N
C0 - Static Load	48600	lbf	216000	N
Weight		lb		kg
Max. Speed T-Seals & Grease	2800	rpm		
Rad. Clearance - Max.	0.0026			

TIMKEN

THE TIMKEN COMPANY
NORTH CANTON, OHIO USA

QATP13A060S

Single Concentric Top Pull Take-Up
Block

Every reasonable effort has been made to ensure the accuracy of the information contained in this writing, but no liability is accepted for errors, omissions or for any other reason.

FOR DISCUSSION ONLY