



**The Timken Company**

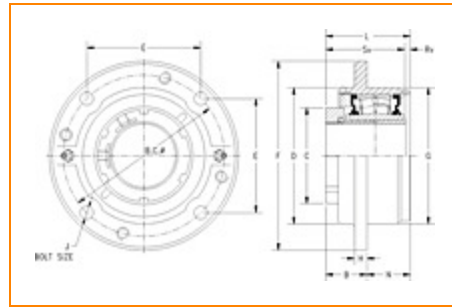

4500 Mt Pleasant St. NW

N. Canton, OH 44720

**Phone:** (234) 262-3000

**E-Mail:** [CustomerCAD@timken.com](mailto:CustomerCAD@timken.com) • **Web site:** [www.timken.com](http://www.timken.com)

## Part Number QVCW16V215S, Single V-Lock Piloted Flange Cartridge



[Specifications](#) | [Dimensions](#) | [Radial and Thrust Factors](#) | [Engineering Seal Speed](#) | [Engineering Bearing Attributes](#) | [Engineering Internal Radial Clearance](#)

### Specifications

**Engineering Group** Mounted Bearing

**Bearing Number** 22216

**Shaft Size** 2 15/16 in

**Shaft Size Type** Imperial

**Full Timken Part Number**

- QVCW16V215SB
- QVCW16V215SC
- QVCW16V215SEB
- QVCW16V215SEC
- QVCW16V215SEM
- QVCW16V215SEN
- QVCW16V215SEO
- QVCW16V215SET
- QVCW16V215SM
- QVCW16V215SN
- QVCW16V215SO
- QVCW16V215ST



<b>Locking Style</b>	Single V-Lock
<b>Housing Construction</b>	Piloted Flange Cartridge

<b>UPC Code</b>	0883450038492
	0883450062442
	0883450106399
	0883450106436
	0883450185998
	0883450213783
	0883450214162
	0883450226202
	0883450226585
	0883450238625
0883450239004	
0883450295536	

## Dimensions

<b>Dimension BC</b>	7-1/2 in 190.5 mm
---------------------	----------------------

<b>Dimension C</b>	4.19 in 106.4 mm
--------------------	---------------------

<b>Dimension D</b>	6.38 in 162.1 mm
--------------------	---------------------

<b>Dimension E</b>	5.3 in 134.6 mm
--------------------	--------------------

<b>Dimension B Exp</b>	1.56 in 39.6 mm
------------------------	--------------------

<b>Dimension B Fix</b>	1.48 in 37.6 mm
------------------------	--------------------

<b>Dimension F</b>	8-3/4 in 222.3 mm
--------------------	----------------------

<b>Dimension H</b>	0.5 in 12.7 mm
--------------------	-------------------

<b>Dimension J (Bolt Size)</b>	0.625 in 16 mm
<b>Dimension L</b>	3.35 in 85.1 mm
<b>Dimension RV</b>	0.07 in 1.8 mm
<b>Dimension SV</b>	3.29 in 83.6 mm
<b>Dimension G</b>	6.375 in 161.9 mm
<b>Dimension N</b>	1.88 in 47.8 mm

### Radial and Thrust Factors

<b>C0 - Static Load</b>	62500 lbf 278000 N
<b>C - Dynamic Load (Basic)</b>	57200 lbf 254000 N
<b>e - Geometry Factor</b>	0.22
<b>Y1 - Geometry Factor</b>	3.14
<b>Y2 - Geometry Factor</b>	4.67

### Engineering Seal Speed

<b>Oil Lubrication - M/N Seal</b>	1500 rpm
<b>Oil Lubrication - T Seal</b>	2650 rpm
<b>Oil Lubrication - B/C/O Seal</b>	1200 rpm
<b>Grease Lubrication - M/N Seal</b>	1500 rpm

<b>Grease Lubrication - T Seal</b>	2200 rpm
------------------------------------	----------

<b>Grease Lubrication - B/C/O Seal</b>	1150 rpm
--	----------

### Engineering Bearing Attributes

<b>Float</b>	0.083 in 2.108 mm
--------------	----------------------

<b>Shaft Tolerance</b>	0.0020 in 0.051 mm
------------------------	-----------------------

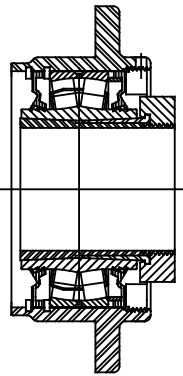
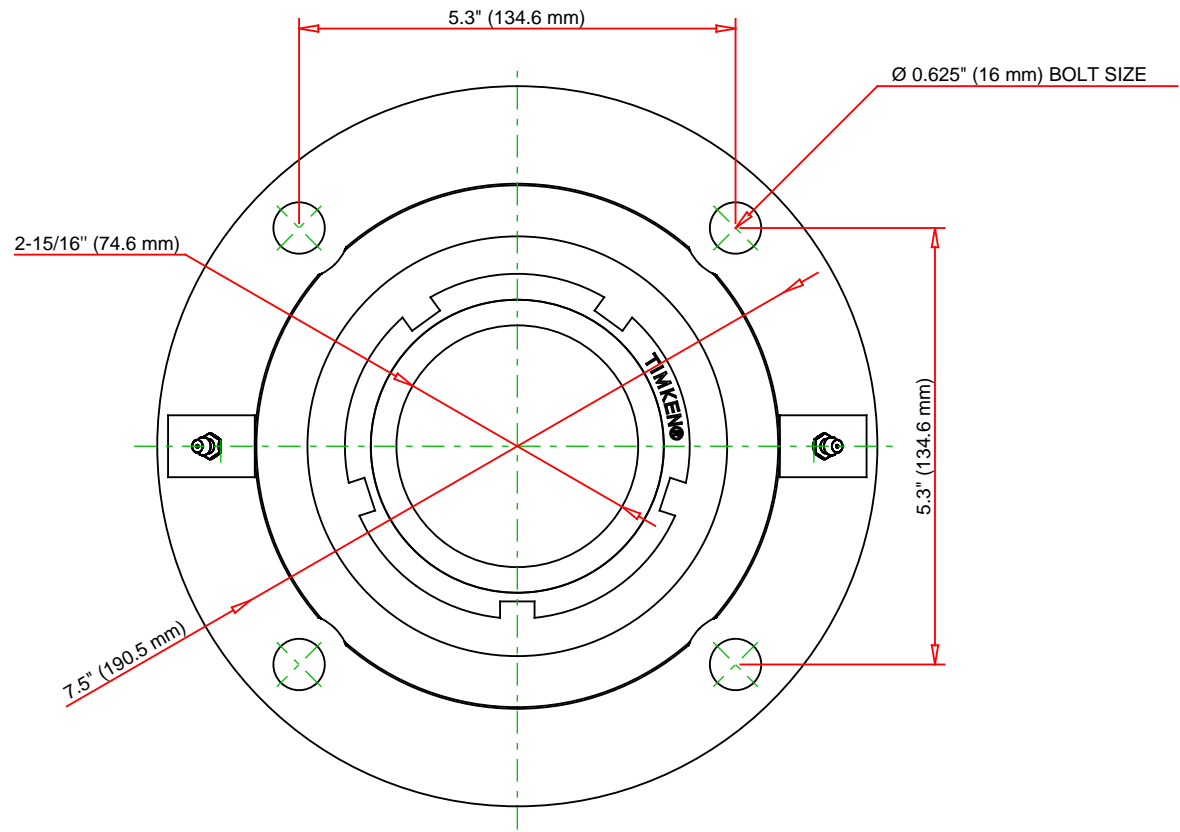
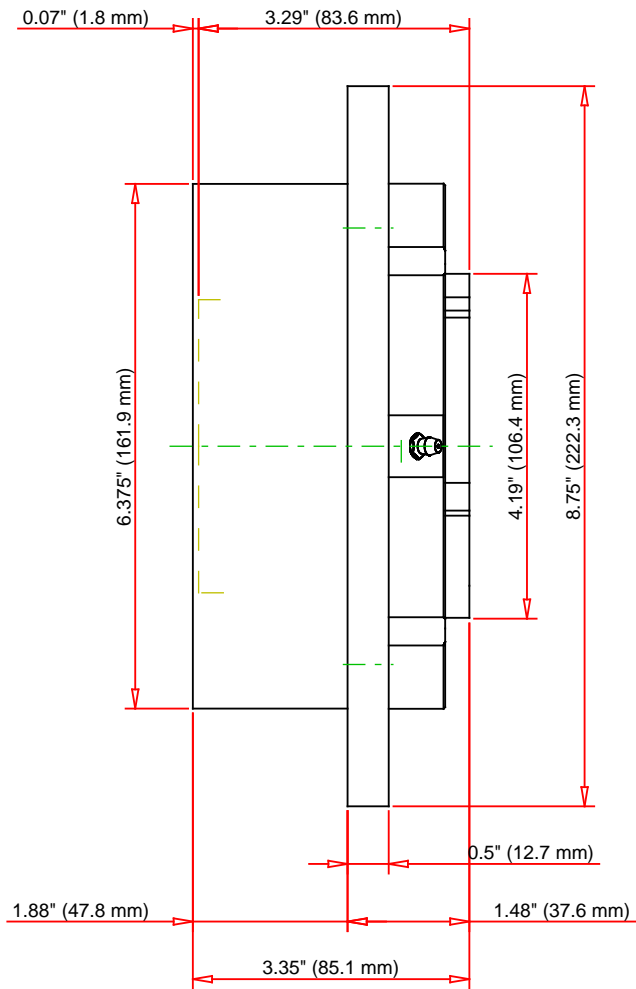
### Engineering Internal Radial Clearance

<b>Eng Internal Radial Clearance - Min</b>	0.0037
--	--------

<b>Eng Internal Radial Clearance - Max</b>	0.0047
--	--------

<b>Pre Install Clearance Min</b>	0.0037 in 0.095 mm
----------------------------------	-----------------------

<b>Pre Install Clearance Max</b>	0.0047 in 0.120 mm
----------------------------------	-----------------------



Note: Section View not to Scale

C - Dynamic Load	57200	lbf	254000	N
C0 - Static Load	62500	lbf	278000	N
Weight	22	lb	10	kg
Max. Speed T-Seals & Grease	2200	rpm		
Rad. Clearance - Max.	0.0047			

**TIMKEN**

THE TIMKEN COMPANY  
NORTH CANTON, OHIO USA

**QVCW16V215S**

Single V-Lock Piloted Flange Cartridge

Every reasonable effort has been made to ensure the accuracy of the information contained in this writing, but no liability is accepted for errors, omissions or for any other reason.

**FOR DISCUSSION ONLY**