



**The Timken Company**

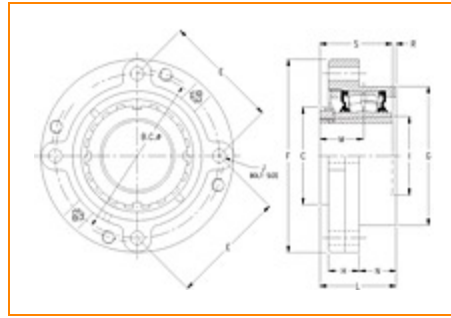
4500 Mt Pleasant St. NW

N. Canton, OH 44720

**Phone:** (234) 262-3000

**E-Mail:** [CustomerCAD@timken.com](mailto:CustomerCAD@timken.com) • **Web site:** [www.timken.com](http://www.timken.com)

## Part Number DVC11K115S, Tapered Adapter Piloted Flange Cartridge



[Specifications](#) | [Dimensions](#) | [Radial and Thrust Factors](#) | [Engineering Seal Speed](#) | [Engineering Bearing Attributes](#) | [Engineering Internal Radial Clearance](#)

### Specifications

**Engineering Group** Mounted Bearing

**Bearing Number** 22211

**Shaft Size** 1 15/16 in

**Shaft Size Type** Imperial

**Full Timken Part Number**

- DVC11K115SB
- DVC11K115SC
- DVC11K115SEB
- DVC11K115SEC
- DVC11K115SEM
- DVC11K115SEN
- DVC11K115SEO
- DVC11K115SET
- DVC11K115SM
- DVC11K115SN
- DVC11K115SO
- DVC11K115ST



<b>Locking Style</b>	Tapered Adapter
<b>Housing Construction</b>	Piloted Flange Cartridge
<b>UPC Code</b>	0883450003629 0883450003636 0883450003650 0883450003667 0883450003674 0883450003681 0883450003698 0883450003704 0883450196833 0883450197038 0883450274340 0883450274548

## Dimensions

<b>Dimension BC</b>	5.38 in 136.7 mm
<b>Dimension C</b>	2.95 in 74.9 mm
<b>Dimension E</b>	3.8 in 96.5 mm
<b>Dimension F</b>	6.38 in 162.1 mm
<b>Dimension G</b>	4.5 in 114.3 mm
<b>Dimension H</b>	1.24 in 31.5 mm
<b>Dimension I</b>	2.45 in 62.2 mm
<b>Dimension J (Bolt Size)</b>	0.438 in 10 mm

<b>Dimension L</b>	2.49 in 63.2 mm
--------------------	--------------------

<b>Dimension M</b>	1.4 in 35.6 mm
--------------------	-------------------

<b>Dimension N</b>	1 in 25.4 mm
--------------------	-----------------

<b>Dimension R</b>	0.16 in 4.1 mm
--------------------	-------------------

<b>Dimension S</b>	2.32 in 58.9 mm
--------------------	--------------------

## Radial and Thrust Factors

<b>C0 - Static Load</b>	31900 lbf 142000 N
-------------------------	-----------------------

<b>C - Dynamic Load (Basic)</b>	31400 lbf 140000 N
---------------------------------	-----------------------

<b>e - Geometry Factor</b>	0.23
----------------------------	------

<b>Y1 - Geometry Factor</b>	2.95
-----------------------------	------

<b>Y2 - Geometry Factor</b>	4.40
-----------------------------	------

## Engineering Seal Speed

<b>Oil Lubrication - M/N Seal</b>	2200 rpm
-----------------------------------	----------

<b>Oil Lubrication - T Seal</b>	3800 rpm
---------------------------------	----------

<b>Oil Lubrication - B/C/O Seal</b>	1800 rpm
-------------------------------------	----------

<b>Grease Lubrication - M/N Seal</b>	2200 rpm
--------------------------------------	----------

<b>Grease Lubrication - T Seal</b>	3200 rpm
------------------------------------	----------

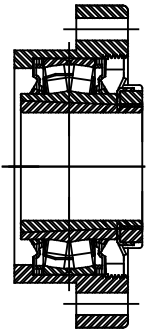
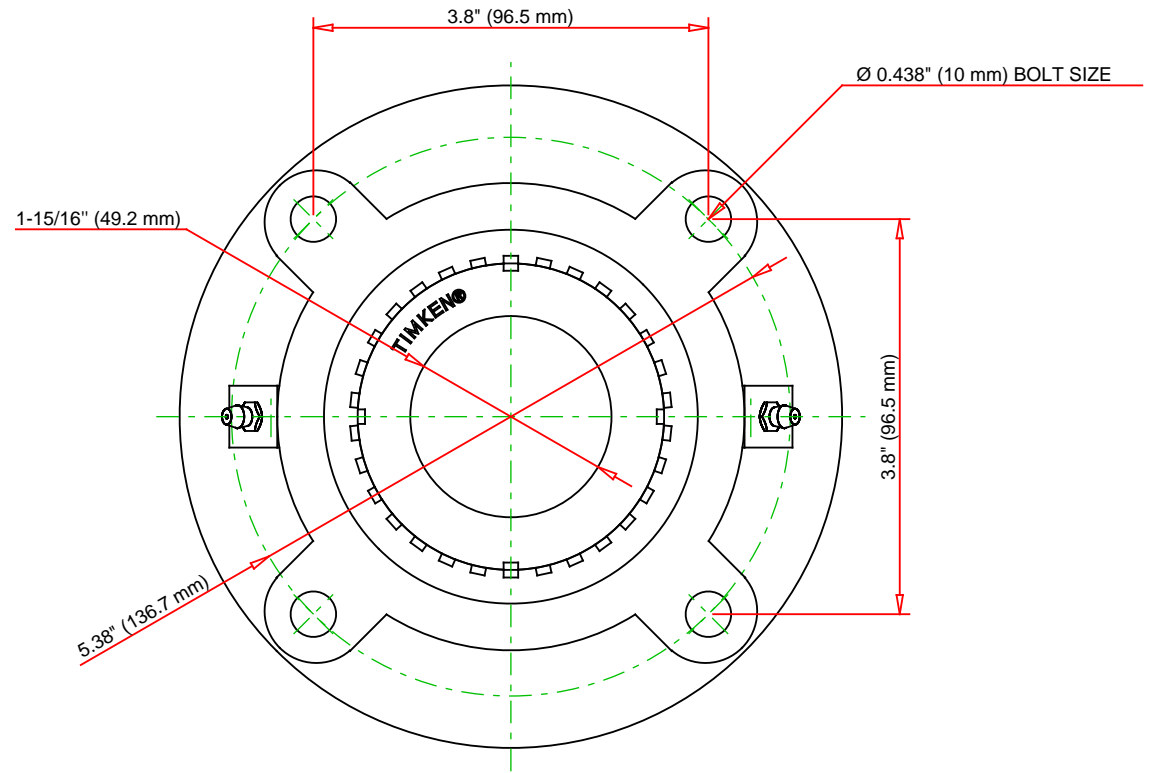
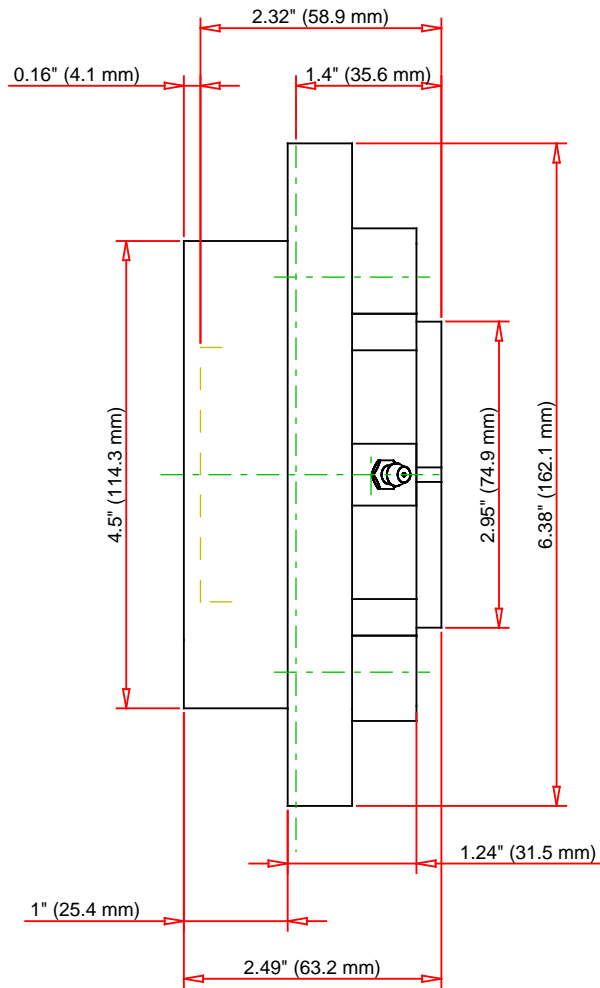
<b>Grease Lubrication - B/C/O Seal</b>	1600 rpm
--	----------

## Engineering Bearing Attributes

<b>Float</b>	0.050 in 1.270 mm
<b>Shaft Tolerance</b>	0.0030 in 0.076 mm

## Engineering Internal Radial Clearance

<b>Pre Install Clearance Min</b>	0.0030 in 0.075 mm
<b>Pre Install Clearance Max</b>	0.0037 in 0.094 mm



Note: Section View not to Scale

C - Dynamic Load	31400	lbf	140000	N
C0 - Static Load	31900	lbf	142000	N
Weight	11	lb	5	kg
Max. Speed T-Seals & Grease	3200	rpm		
Rad. Clearance - Max.				

**TIMKEN**

THE TIMKEN COMPANY  
NORTH CANTON, OHIO USA

**DVC11K115S**

Tapered Adapter Piloted Flange  
Cartridge

Every reasonable effort has been made to ensure the accuracy of the information contained in this writing, but no liability is accepted for errors, omissions or for any other reason.

**FOR DISCUSSION ONLY**